

LIVE THE  
**SEA-DOO**<sup>®</sup>  
LIFE



## Product Spec Book 2024

Vehicles • Accessories • Parts & Maintenance  
Apparel • Play & Licensing Products





# Product Spec Book 2024

## Vehicle Specifications

6	Spark®
8	Spark® Trixx™
10	GTI™ 130
12	GTI™ SE 170
14	Explorer Pro® 170/230
16	Wake™ Pro 230
18	GTX™ 170 / 230
20	GTX™ Limited 300
22	FishPro™ Scout 130
24	FishPro™ Sport 170
26	FishPro™ Trophy 170
28	GTR™ 230
30	GTR™-X 230
32	RXP®-X® RS325
34	RXT®-X® RS 325
36	Switch® Cruise 21 - 230
38	Comparative Chart

## PWC Accessories

45	Essential Bundles
46	Lifestyle Bundles
48	LinQ Accessories
53	Bags and Storage
55	Watersport Accessories
56	Step and Ladders
56	Controls and Grips
58	Tech Accessories
59	Electronics and Electricals
63	Body Accessories
65	Docking
67	Riding Essentials
68	Covers

## PWC Parts & Maintenance

71	Replacement Parts
73	Performance Accessories
74	Maintenance Products
76	Engine Oils
76	Functional Fluids
77	Lubricants

## Switch Accessories

79	Essential Bundles
80	Family Bundles
81	Watersport & Fun Bundles
82	Comfort Bundles
83	LinQ Accessory Positions
84	LinQ Accessories
89	Bags and Storage
90	Tops, Biminis & Camper Enclosures
92	Audio, Electronics & Electricals
94	Flooring Accessories
95	Furniture & Seating
96	Watersport Accessories
98	Docking & Anchoring
99	Boating Essentials
100	Covers
101	Replacement Parts

## Switch Parts & Maintenance

103	Parts
104	Engine Oils
104	Functional Fluids
105	Lubricants

## Apparel

112	Personal Flotation Device
114	Neoprene Guide
116	Get the Performance Look
117	Neoprene Riding Gear
120	What to Wear on Your First Ride
121	Rashguards
124	UV Protection
125	Floatable Collection
126	Headwear
128	Get the Adventure Look
129	Footwear
131	Eyewear
133	Handwear
134	Fun in the Sun
135	A Day on the Boat
136	Sportswear
142	Towels and Ponchos
143	Play and Licensing Products
146	Sizing Chart

For advertising purposes, some scenes depicted in this catalog include professional riders and operators executing maneuvers under ideal and/or controlled conditions. Do not attempt any of these or any other risky maneuvers if they're beyond your level of riding ability as well as your understanding and respect for the performance of your Sea-Doo watercraft. RIDE SMART FROM THE START. Always ride responsibly and safely. Follow all instructional and safety materials. BRP recommends a minimum operator age of 16 years for riding a watercraft. Always wear appropriate protective clothing for your type of boating use, including a Coast Guard approved life jacket. Always remember that riding and alcohol/drugs don't mix. Operate your watercraft keeping a safe distance between yourself and others. Always observe applicable local laws and regulations. Because of its ongoing commitment to product quality and innovation, Bombardier Recreational Products Inc. (BRP) reserves the right, at any time, to discontinue or change specifications, prices, designs, features, models or equipment without incurring any obligations. Some models depicted herein may include optional equipment. Prices are based on Manufacturer Suggested Retail Prices. Dealers may sell for a different price. For Canada and US, taxes are not included. Depending on location, products are distributed by BRP US Inc., Bombardier Recreational Products Inc., BRP European Distribution SA, BRP Australia Pty Ltd., BRP Finland Oy., BRP Japan Ltd., BRP Comm & Trade (Shanghai) Co Ltd. or Bombardier Recreational Products Motores da Amazonia Ltda. ® are registered trademarks and TM and the BRP logo are trademarks of Bombardier Recreational Products Inc. or its affiliates. \* is a trademark of Bombardier Inc. used under license. Velcro is a registered trademark of Velcro Industries. Slowtide is a trademark of Slowtide LLC. Bluetooth is a registered trademark owned by Bluetooth SIG, Inc. Garmin and ECHOMAP are trademarks of Garmin Ltd. or its subsidiaries. GTX is a registered trademark of Castrol Limited, used under license. YUASA is a registered trademark of YUASA Batteries Inc. NGK is a registered trademark of NGK Spark Plugs, Ltd. Salt-Away is a trademark of Salt-Away Products. All other company and/or product names are trademarks of their respective holders. © 2023 BRP Inc. All rights reserved.



# Vehicle Specifications



# Vehicle Specifications

- 6 Spark®
- 8 Spark® Trixx™
- 10 GTI™ 130
- 12 GTI™ SE 170
- 14 Explorer Pro® 170/230
- 16 Wake™ Pro 230
- 18 GTX™ 170 / 230
- 20 GTX™ Limited 300
- 22 FishPro™ Scout 130
- 24 FishPro™ Sport 170
- 26 FishPro™ Trophy 170
- 28 GTR™ 230
- 30 GTR™-X 230
- 32 RXP®-X® RS 325
- 34 RXT®-X® RS 325
- 36 Switch® Cruise 21 - 230
- 38 Comparative Chart





# Spark®

## One-of-a-kind fun.



2023 REC LITE

### KEY FEATURES

- Rotax® 900 ACE™ – 60/90
- Spark® hull
- Lightweight and playful platform
- Able to tow with most mid-size cars
- Up to 3 passengers



NEW Manta Green & White

### CAPACITY

Rider Capacity			
Weight Capacity	352 lb/160 kg	352 lb/160 kg	450 lb/205 kg
Fuel Capacity	7.9 US gal/30 L		
Glove Box	0.42 US gal/1.6 L		
Front Bin	7 US gal/27 L (accessory)	7 US gal/27 L (optional)	

### DIMENSIONS

Length (bumper to bumper)	110"/279 cm	120"/305 cm
Width	46.4"/118 cm	
Height	41.1"/104.5 cm	

### HULL

Type	Spark® hull
Material	Polytec™

### OTHER FEATURES

- Slim seat
- Seat strap
- LinQ® attachment system (accessory)
- Wetgrip footboard
- Knee pads
- Handle grips with palm rest
- Tow hook

### ROTAX® ENGINE 900 ACE™ – 60 900 ACE™ – 90

Model	Spark 2up	Spark 2up	Spark 3up
Horsepower	60 hp	90 hp	
Intake System	Naturally aspirated		
Displacement	899 cc		
Cooling	Closed-Loop Cooling System (CLCS)		
Reverse System	Manual reverse kit (accessory)	Electronic iBR** (optional)	
Fuel Type	87 octane		
Throttle System	iTCTM (Intelligent Throttle Control) system		
Exhaust System	D-Sea-Bel™ system		

### GAUGE

Type of Gauge	Compact	
Main Functions	• Speedometer • Vehicle hours • RPM	
iTC System – Mode	• Sport mode (90 hp only)	

### WEIGHT

Dry Weight	410 lb/186 kg	423 lb/192 kg	425 lb/193 kg
------------	---------------	---------------	---------------

### WARRANTY

BRP limited warranty covers the watercraft for two years, applicable to Australia and New Zealand.

\*\*Electronic brake, neutral and reverse.

# SEA-DOO®

**SPARK®**

## FEATURE HIGHLIGHTS



**BRP Audio – Portable System** (Optional)  
High-quality waterproof 50-watt Bluetooth† portable sound system.



**Slim Seat**  
Designed to improve freedom of movement while riding.



**Boarding Step** (Optional)  
Makes boarding from the water easier and quicker.



**Rotax® 900 ACE™ – 60/90 Engines**  
Two fuel-efficient, compact and lightweight Rotax engine options.



**Spark® Hull**  
The Spark hull design provides a lightweight and playful platform. The innovative Polytec™ material further reduces weight while optimizing performance and efficiency. The colour in molding is more scratch-resistant than fibreglass.



**Front Storage Bin Kit** (Optional)  
Additional storage space to bring more gear on board.

©2023 Bombardier Recreational Products Inc., (BRP). All rights reserved. ®, TM and the BRP logo are trademarks of Bombardier Recreational Products Inc. or its affiliates. All product comparisons, industry and market claims refer to new sit-down PWC with 4-stroke engines. Watercraft performance may vary depending on, among other things, general conditions, ambient temperature, altitude, riding ability and rider/passenger weight. Testing of competitive models done under identical conditions. Because of our ongoing commitment to product quality and innovation, BRP reserves the right at any time to discontinue or change specifications, price, design, features, models or equipment without incurring any obligation.

# Spark® Trixx™

Playful trickster.



## KEY FEATURES

- Rotax® 900 ACE™ – 90
- Spark® hull
- Lightweight and playful platform
- Able to tow with most mid-sized cars
- Up to 3 passengers
- **TRIXX™ Package:** BRP Audio – Portable System (optional), handlebar with adjustable riser, iBR® – Intelligent Brake & Reverse, Extended Range VTS™ (Variable Trim System), step wedges, exclusive colouration



- Dazzling Blue
- NEW Manta Green

## CAPACITY

Rider Capacity		
Weight Capacity	352 lb/160 kg	450 lb/205 kg
Fuel Capacity	7.9 US gal/30 L	
Glove Box	0.42 US gal/1.6 L	
Front Bin	7 US gal/27 L (accessory)	

## DIMENSIONS

Length (bumper to bumper)	110"/279 cm	120"/305 cm
Width	46.4"/118 cm	
Height	42.1"/107 cm	

## HULL

Type	Spark® hull
Material	Polytec™

## OTHER FEATURES

- Slim seat
- Seat strap
- RF D.E.S.S.™ key
- LinQ® attachment system (accessory)
- Wetgrip footboard
- Knee pads
- Handle grips with palm rest
- Tow hook

## ROTAX® ENGINE 900 ACE™ – 90

Model	SPARK TRIXX 2up	SPARK TRIXX 3up
Horsepower	90 hp	
Intake System	Naturally aspirated	
Displacement	899 cc	
Cooling	Closed-Loop Cooling System (CLCS)	
Reverse System	Electronic iBR®*	
Fuel Type	87 octane	
Throttle System	iTCTM (Intelligent Throttle Control) system	
Exhaust System	D-Sea-Bel™ system	

## GAUGE

Type of Gauge	Compact	
Main Functions	• Speedometer • RPM	• VTS™ • Vehicle hour
iTC System – Mode	• Sport mode	

## WEIGHT

Dry Weight	428 lb/194 kg	439 lb/199 kg
------------	---------------	---------------

## WARRANTY

BRP limited warranty covers the watercraft for two years, applicable to Australia and New Zealand.


\*Electronic brake, neutral and reverse.






## SPARK® TRIXX™



 NEW Manta Green



 Dazzling Blue

## FEATURE HIGHLIGHTS



**BRP Audio – Portable System** (Optional)  
High-quality waterproof 50-watt Bluetooth† portable sound system.



**Extended Range VTS™ (Variable Trim System)**  
Offers double the range of the regular VTS™ for greater ease when executing tricks.



**Handlebar With Adjustable Riser**  
A telescopic steering system that optimizes the experience for varying rider sizes.



**Rotax® 900 ACE™ – 90 Engine**  
The Rotax 900 ACE – 90 gives crisp acceleration with impressive fuel economy.



**Spark® Hull**  
The Spark hull design provides a lightweight and playful platform. The innovative Polytec™ material further reduces weight while optimizing performance and efficiency. The colour-in molding is more scratch-resistant than fibreglass.



**iBR® – Intelligent Brake & Reverse**  
Exclusive to Sea-Doo®, iBR stops the watercraft sooner and provides more control and maneuverability at low speeds and in reverse.

©2023 Bombardier Recreational Products Inc., (BRP). All rights reserved. ®, TM and the BRP logo are trademarks of Bombardier Recreational Products Inc. or its affiliates. All product comparisons, industry and market claims refer to new sit-down PWC with 4-stroke engines. Watercraft performance may vary depending on, among other things, general conditions, ambient temperature, altitude, riding ability and rider/passenger weight. Testing of competitive models done under identical conditions. Because of our ongoing commitment to product quality and innovation, BRP reserves the right at any time to discontinue or change specifications, price, design, features, models or equipment without incurring any obligation.

# GTI™ 130

Style, stability and some serious fun.



NEW Bright White and Neo Mint

## KEY FEATURES

- Rotax® 1630 ACE™ – 130
- GTI™ Hull
- iBR® – Intelligent Brake & Reverse
- Large swim platform with LinQ® attachment system
- Ergolock™ two-piece seat
- Large front storage
- Watertight phone compartment

## CAPACITY

Rider Capacity	👤👤👤
Weight Capacity	600 lb/272 kg
Fuel Capacity	18.5 US gal/70 L
Glove Box	2.3 US gal/8.8 L
Front Bin	38 US gal/144 L
Storage Capacity – Total	40.3 US gal/152.8 L

## DIMENSIONS

Length (bumper to bumper)	130.6"/331.8 cm
Width	49.2"/125 cm
Height	44.8"/113.7 cm

## HULL

Type	GTI™ Hull
Material	Polytec™ Gen 2

## OTHER FEATURES

- Seat strap
- RF D.E.S.S.™ key
- BRP Audio – Premium System (accessory)
- Wide-angle mirrors
- Handle grips with palm rest
- Footwell carpet
- Tow hook

## ROTAX® ENGINE

1630 ACE™ – 130

Model	GTI 130
Horsepower	130 hp
Intake System	Naturally aspirated
Displacement	1,630 cc
Cooling	Closed-Loop Cooling System (CLCS)
Reverse System	Electronic iBR**
Fuel Type	87 octane
Throttle System	iTC™ (Intelligent Throttle Control)
Exhaust System	D-Sea-Bel™ system

## GAUGE

Type of Gauge	4.5" digital display	
Main Functions	• Speedometer • RPM	• Clock • Vehicle hour
iTC System – Mode	• Sport Mode	• ECO® Mode

## WEIGHT

Dry Weight	741 lb/336 kg
------------	---------------

## WARRANTY

BRP limited warranty covers the watercraft for two years, applicable to Australia and New Zealand.

\*Electronic brake, neutral and reverse.

# GTI™ 130



## FEATURE HIGHLIGHTS



### iBR® – Intelligent Brake & Reverse

Exclusive to Sea-Doo®, iBR stops the watercraft sooner and provides more control and maneuverability at low speeds and in reverse.



### Swim Platform With Integrated LinQ System

Exclusive quick-attach system on a large swim platform that allows for easy installation of accessories.



### ECO® Mode

This exclusive Sea-Doo® feature optimizes power output for up to 46% improved fuel efficiency.



### Rotax® 1630 ACE™ – 130 Engine

The powerful and reliable naturally aspirated 1630 ACE™ – 130 is all about fun and acceleration while providing excellent fuel efficiency.



### GTI™ Hull

This moderate V-shaped hull guarantees a stable, enjoyable ride in variable water conditions. Confident, predictable handling but incredibly playful when you want it to be.



### Large Front Storage

An impressive 38 gallons of sealed storage space allows riders to safely stow belongings while riding.

©2023 Bombardier Recreational Products Inc., (BRP). All rights reserved. ®, TM and the BRP logo are trademarks of Bombardier Recreational Products Inc. or its affiliates. All product comparisons, industry and market claims refer to new sit-down PWC with 4-stroke engines. Watercraft performance may vary depending on, among other things, general conditions, ambient temperature, altitude, riding ability and rider/passenger weight. Testing of competitive models done under identical conditions. Because of our ongoing commitment to product quality and innovation, BRP reserves the right at any time to discontinue or change specifications, price, design, features, models or equipment without incurring any obligation.



# GTI™ SE 170



More convenience and comfort for days of family fun.



NEW Teal Blue and Manta Green

## KEY FEATURES

- Rotax® 1630 ACE™ – 170
- GTI™ Hull
- Tech Package: BRP Audio – Premium System and iDF – Intelligent Debris-Free System (optional)
- iBR® – Intelligent Brake & Reverse
- Variable Trim System (VTS™)
- Slow mode/speed regulator
- Boarding ladder
- Two colour options

## CAPACITY

Rider Capacity	3
Weight Capacity	600 lb/272 kg
Fuel Capacity	18.5 US gal/70 L
Glove Box	2.3 US gal/8.8 L
Front Bin	38 US gal/144 L
Storage Capacity – Total	40.3 US gal/152.8 L

## DIMENSIONS

Length (bumper to bumper)	130.6"/331.8 cm
Width	49.2"/125 cm
Height	44.8"/113.7 cm

## HULL

Type	GTI™ Hull
Material	Polytec™ Gen 2

## OTHER FEATURES

- Ergolock™ two-piece touring seat
- Seat strap
- RF D.E.S.S.™ key
- Large front storage
- Watertight phone compartment
- LinQ® attachment system
- Wide-angle mirrors
- Handle grips with palm rest
- Footwell carpets
- Large swim platform
- Tow hook

## ROTAX® ENGINE

1630 ACE™ – 170

Model	GTI SE 170
Horsepower	170 hp
Intake System	Naturally aspirated
Displacement	1,630 cc
Cooling	Closed-Loop Cooling System (CLCS)
Reverse System	Electronic iBR®*
Fuel Type	87 octane
Throttle System	iTC™ (Intelligent Throttle Control)
Exhaust System	D-Sea-Bel™ system

## GAUGE

Type of Gauge	4.5" digital display	
Main Functions	• Speedometer • RPM • Clock	• VTS™ • Vehicle hour
iTC System – Mode	• Sport mode • ECO® mode	• Slow mode • Speed regulator

## WEIGHT

Dry Weight	741 lb/336 kg 761 lb/345 kg (w/ sound system)
------------	--

## WARRANTY

BRP limited warranty covers the watercraft for two years, applicable to Australia and New Zealand.

\*Electronic brake, neutral and reverse.

## GTI™ SE 170


**FEATURE HIGHLIGHTS**


**BRP Audio – Premium System** (optional)  
An industry-first manufacturer-installed truly waterproof Bluetooth<sup>®</sup> audio system.




**Swim Platform With Integrated LinQ System**  
Exclusive quick-attach system on a large swim platform that allows for easy installation of accessories.



**iDF – Intelligent Debris-Free Pump System** (optional)  
An innovative, industry-first system that allows you to free your pump of weeds and debris with intuitive handlebar-activated controls.



**Rotax® 1630 ACE™ – 170 Engines**  
Enjoy plenty of pep and great fuel economy with the 1630 ACE – 130 or opt for the 170 hp version, the most powerful naturally aspirated engine in the Sea-Doo® lineup.



**GTI™ Hull**  
This moderate V-shaped hull guarantees a stable, enjoyable ride in variable water conditions. Confident, predictable handling but incredibly playful when you want it to be.



**Boarding Ladder**  
Makes boarding from the water easier and quicker.

©2023 Bombardier Recreational Products Inc., (BRP). All rights reserved. ®, TM and the BRP logo are trademarks of Bombardier Recreational Products Inc. or its affiliates. All product comparisons, industry and market claims refer to new sit-down PWC with 4-stroke engines. Watercraft performance may vary depending on, among other things, general conditions, ambient temperature, altitude, riding ability and rider/passenger weight. Testing of competitive models done under identical conditions. Because of our ongoing commitment to product quality and innovation, BRP reserves the right at any time to discontinue or change specifications, price, design, features, models or equipment without incurring any obligation.

# Explorer Pro® 170/230



2024 ADVENTURE

The ultimate companion for any adventure.

## WHAT'S NEW

- ROTAX® 1630 ACE™ – 230 engine available

## KEY FEATURES

- Rotax 1630 ACE™ – 170/230
- ST3 Hull™
- Tech Package: BRP Audio – Premium System, full colour 7.8" wide display and USB port
- iDF – Intelligent Debris-Free Pump System
- Garmin† 7" touchscreen GPS & fish finder
- Touring windshield
- Heavy duty front bumper
- Adjustable handlebar riser
- Explorer touring seat and knee pads
- Gunwale footrests
- LinQ® Multi Cargo Rack
- LinQ Explorer Bag



● Iceland Grey

## CAPACITY

Rider Capacity	👤👤👤
Weight Capacity	600 lb/272 kg
Rear Platform Capacity (without passenger)	221 lb/100 kg
Fuel Capacity	18.5 US gal/70 L
Glove Box	0.8 US gal/2.9 L
Front Bin	25.3 US gal/96 L
LinQ Explorer Bag	26.4 US gal/100 L
Storage Capacity – Total	52.3 US gal/198.9 L

## DIMENSIONS

Length (bumper to bumper)	146.8"/373.4 cm
Width	49.4"/125.5 cm
Height	55.5"/140 cm

## HULL

Type	ST3 Hull™
Material	Fibreglass

## OTHER FEATURES

- |   |   |
|---|---|
| <ul style="list-style-type: none"> <li>• Ergolock™ two-piece Explorer Touring seat</li> <li>• Seat strap</li> <li>• iBR – Intelligent Brake &amp; Reverse</li> <li>• VTS™ (Variable Trim System)</li> <li>• Boarding ladder</li> <li>• RF D.E.S.S.™ key</li> <li>• Direct-access front storage</li> <li>• Watertight phone compartment</li> <li>• LinQ attachment system</li> </ul> | <ul style="list-style-type: none"> <li>• Knee pads</li> <li>• Wide-angle mirrors</li> <li>• Handle grips with palm rest</li> <li>• Footwell carpets</li> <li>• Large swim platform</li> <li>• Angled gunwale footrests</li> <li>• 1 LinQ front support</li> <li>• Cup holder</li> <li>• Tilt steering</li> <li>• Ski tow eye</li> </ul> |
|---|---|

## ROTAX® ENGINE

	1630 ACE™ – 170	1630 ACE™ – 230
Horsepower	170 hp	230 hp
Intake System	Naturally aspirated	Supercharged with external intercooler
Displacement	1,630 cc	
Cooling	Closed-Loop Cooling System (CLCS)	
Reverse System	Electronic iBR**	
Fuel Type	87 octane	91 octane
Throttle System	iTC™ (Intelligent Throttle Control)	
Exhaust System	D-Sea-Bel™ system	

## GAUGE

Type of Gauge	Large panoramic 7.8" wide LCD display	
Main Functions	• BRP Connect	• VTST™
	• Music	• Fuel consumption
	• Weather	• Fuel autonomy
	• Bluetooth connectability	• Water temperature
	• Speedometer	• Speed statistics
	• RPM	• Vehicle hours
	• Clock	
iTC System – Mode	• Sport mode	• Slow mode
	• ECO® mode	• Speed regulator

## WEIGHT

Dry Weight	899 lb/399 kg	937 lb/416 kg
------------	---------------	---------------

## WARRANTY

BRP limited warranty covers the watercraft for two years, applicable to Australia and New Zealand.

\*Electronic brake, neutral and reverse.

## EXPLORER PRO 170/230

### FEATURE HIGHLIGHTS



#### Touring Windshield

An industry-first that reduces fatigue and noise associated with prolonged wind pressure while also protecting against splashing and salt water exposure when riding offshore.



#### Extended Riding Comfort

With extended riding duration in mind, the new Explorer Touring seat and knee pads, adjustable riser handlebars and gunwale footrests provide ultimate extended riding comfort.



#### LinQ Explorer Bag

Keep extra gear dry and easily accessible with this 100 L (26.4 gallon) bag. This exclusive LinQ compatible accessory is waterproof, functional and portable. It can be stacked on the LinQ plate/LinQ accessories or carried as a backpack.



#### ROTAX® 1630 ACE™ – 170 / 230 Engines

Two powerful engines offering with the Rotax® 1630 ACE engine – the 170 hp boasts naturally aspirated punch with optimal fuel economy, or opt for the 230 hp engine with a supercharger and external intercooler.



#### ST3 Hull™

An innovative hull that sets the benchmark for rough water handling, stability, and offshore performance.



#### Rear Deck Extension With Second LinQ Attachment System

Adds 11.5 inches to the back of the watercraft to increase stability, space, and storage capability.

©2023 Bombardier Recreational Products Inc., (BRP). All rights reserved. ®, TM and the BRP logo are trademarks of Bombardier Recreational Products Inc. or its affiliates. All product comparisons, industry and market claims refer to new sit-down PWC with 4-stroke engines. Watercraft performance may vary depending on, among other things, general conditions, ambient temperature, altitude, riding ability and rider/passenger weight. Testing of competitive models done under identical conditions. Because of our ongoing commitment to product quality and innovation, BRP reserves the right at any time to discontinue or change specifications, price, design, features, models or equipment without incurring any obligation. iBluetooth is a registered trademark owned by Bluetooth SIG, Inc. and any use of such trademarks by BRP is under license.

# Wake™ Pro 230



Stability, power and music to tow like a pro.



● Neo Mint

## KEY FEATURES

- Rotax® 1630 ACE™ – 230
- ST3 Hull™
- Tech Package: BRP Audio – Premium System, full colour 7.8" wide display and USB port
- iDF – Intelligent Debris-Free Pump System
- iBR® – Intelligent Brake & Reverse
- Watertight phone compartment
- Direct-access front storage
- Boarding ladder
- Wake Package: LinQ® retractable ski pylon, speed-based ski mode, removable wakeboard rack, Wake graphics

## CAPACITY

Rider Capacity	👤👤👤
Weight Capacity	600 lb/272 kg
Fuel Capacity	18.5 US gal/70 L
Glove Box	0.8 US gal/2.9 L
Front Bin	25.3 US gal/96 L
Storage Capacity – Total	26.1 US gal/98.9 L

## DIMENSIONS

Length (bumper to bumper)	135.9"/345.1 cm
Width	49.4"/125.5 cm (w/o rack)
Height	44.8"/114 cm

## HULL

Type	ST3 Hull™
Material	Fibreglass

## OTHER FEATURES

- |                               |                             |
|-------------------------------|-----------------------------|
| • Ergolock™ two-piece seat    | • Handlegrip with palm rest |
| • Seat strap                  | • Footwell carpets          |
| • VTS™ – Variable Trim System | • Large swim platform       |
| • RF D.E.S.S.™ key            | • Tilt steering             |
| • LinQ attachment system      | • Ski tow eye               |
| • Wide-angle mirrors          |                             |

## ROTAX® ENGINE

1630 ACE™ – 230

Horsepower	230 hp
Intake System	Supercharged with external intercooler
Displacement	1,630 cc
Cooling	Closed-Loop Cooling System (CLCS)
Reverse System	Electronic iBR®*
Fuel Type	91 octane
Throttle System	iTC™ (Intelligent Throttle Control)
Exhaust System	D-Sea-Bel™ system

## GAUGE

Type of Gauge	Large panoramic 7.8" wide LCD display	
Main Functions	• BRP Connect • Music • Weather • Bluetooth connectivity • Speedometer • RPM	• Clock • VTS™ • Fuel consumption • Fuel autonomy • Water temperature • Vehicle hours
	iTC System – Mode	• Sport mode • ECO® mode • Slow mode
		• Speed regulator • Ski mode

## WEIGHT

Dry Weight	855 lb/379 kg
------------	---------------

## WARRANTY

BRP limited warranty covers the watercraft for two years, applicable to Australia and New Zealand.

\*Electronic brake, neutral and reverse.





# WAKE™ PRO 230

## FEATURE HIGHLIGHTS



### Full-Colour 7.8" Wide Display

Full-colour display with incredible visibility and a new level of functionality. Bluetooth and smartphone app integration provides music, weather, navigation and more.



### LinQ Retractable Ski Pylon

A quick-install retractable ski pylon that stows away when not in use. Features spotter handgrips and rope storage.



### Wakeboard Rack

Provides convenient storage and transport of a wakeboard.<sup>1</sup>



### Rotax® 1630 ACE™ – 230 Engine

This powerful engine comes standard with a supercharger and external intercooler. It is optimised to run on regular fuel, which lowers fuel costs.



### ST3 Hull™

An innovative hull that sets the benchmark for rough water handling, stability and offshore performance.<sup>2</sup>



### BRP Audio – Premium System

An industry-first manufacturer-installed, truly waterproof, Bluetooth<sup>†</sup> audio system.

<sup>1</sup> Wakeboard and rope not included. <sup>2</sup>GTX Limited 300 shown.

©2023 Bombardier Recreational Products Inc., (BRP). All rights reserved. ®, TM and the BRP logo are trademarks of Bombardier Recreational Products Inc. or its affiliates. All product comparisons, industry and market claims refer to new sit-down PWC with 4-stroke engines. Watercraft performance may vary depending on, among other things, general conditions, ambient temperature, altitude, riding ability and rider/passenger weight. Testing of competitive models done under identical conditions. Because of our ongoing commitment to product quality and innovation, BRP reserves the right at any time to discontinue or change specifications, price, design, features, models or equipment without incurring any obligation. †Bluetooth is a registered trademark owned by Bluetooth SIG, Inc. and any use of such trademarks by BRP is under license.

# GTX™ 170/230

Comfort, control and power are always in style.



NEW Abyss Blue and Gulfstream Blue

## KEY FEATURES

- Rotax® 1630 ACE™ – 170/230
- ST3 Hull™
- iDF – Intelligent Debris-Free Pump System
- BRP Audio – Premium System (optional)
- iBR® – Intelligent Brake & Reverse
- VTS™ – Variable Trim System
- LinQ® attachment system
- Boarding ladder
- Direct-access front storage
- Watertight phone compartment

## CAPACITY

Rider Capacity	3
Weight Capacity	600 lb/272 kg
Fuel Capacity	18.5 US gal/70 L
Glove Box	0.8 US gal/2.9 L
Front Bin	25.3 US gal/96 L
Storage Capacity – Total	26.1 US gal/98.9 L

## DIMENSIONS

Length (bumper to bumper)	135.9"/345.1 cm
Width	49.4"/125.5 cm
Height	44.8"/113.8 cm

## HULL

Type	ST3 Hull™
Material	Fibreglass

## OTHER FEATURES

- Ergolock™ two-piece seat with stepped design
- Seat strap
- RF D.E.S.S.™ key
- Wide-angle mirrors
- Handle grips with palm rest
- Footwell carpets
- Large swim platform
- Tilt steering
- Ski tow eye

## ROTAX® ENGINE

	1630 ACE™ – 170	1630 ACE™ – 230
Model	GTX† 170	GTX† 230
Horsepower	170 hp	230 hp
Intake System	Naturally aspirated	Supercharged with external intercooler
Displacement	1,630 cc	
Cooling	Closed-Loop Cooling System (CLCS)	
Reverse System	Electronic iBR**	
Fuel Type	87 octane	91 octane
Throttle System	iTC™ (Intelligent Throttle Control)	
Exhaust System	D-Sea-Bel™ system	

## GAUGE

Type of Gauge	Large panoramic 7.8" wide LCD display (w/ audio) 7.6" wide digital display (w/o audio)	
Main Functions	<ul style="list-style-type: none"> <li>• BRP Connect (opt.)</li> <li>• Music (opt.)</li> <li>• Weather (opt.)</li> <li>• Bluetooth connectivity (opt.)</li> <li>• Speedometer</li> <li>• RPM</li> </ul>	<ul style="list-style-type: none"> <li>• Clock</li> <li>• VTS™</li> <li>• Fuel consumption (opt. w/ audio)</li> <li>• Fuel autonomy</li> <li>• vehicle hours</li> </ul>
iTC System – Mode	<ul style="list-style-type: none"> <li>• Sport mode</li> <li>• ECO® mode</li> </ul>	<ul style="list-style-type: none"> <li>• Slow mode</li> <li>• Speed regulator</li> </ul>

## WEIGHT

Dry Weight	776 lb/352 kg	809 lb/367 kg
	796 lb/361 kg (w/ sound system)	829 lb/376 kg (w/ sound system)

## WARRANTY

BRP limited warranty covers the watercraft for two years, applicable to Australia and New Zealand.

\*Electronic brake, neutral and reverse.

## GTX™ 170 / 230



## FEATURE HIGHLIGHTS



### iDF – Intelligent Debris-Free Pump System

An innovative, industry-first system that allows you to free your pump of weeds and debris with intuitive handlebar-activated controls.



### BRP Audio – Premium System (optional)

An industry-first manufacturer-installed truly waterproof Bluetooth<sup>†</sup> audio system.



### Swim Platform With Integrated LinQ System

Exclusive quick-attach system on the largest swim platform in the industry allows for easy installation of storage accessories.



### Rotax® 1630 ACE™ – 170/230

The Rotax® 1630 ACE engine block is offered in three configurations on this versatile platform. The 170 hp boasts naturally aspirated punch with optimal fuel economy. Both 230 hp and 300 hp supercharged versions allow you to level up the performance to your liking.



### ST3 Hull™

An innovative hull that sets the benchmark for rough water handling, stability and offshore performance.



### Full-Colour 7.8" Wide Display (optional)

Full-colour display with incredible visibility and a new level of functionality. Bluetooth<sup>†</sup> and smartphone app integration provides music, weather, navigation and more.

©2023 Bombardier Recreational Products Inc., (BRP). All rights reserved. ®, TM and the BRP logo are trademarks of Bombardier Recreational Products Inc. or its affiliates. All product comparisons, industry and market claims refer to new sit-down PWC with 4-stroke engines. Watercraft performance may vary depending on, among other things, general conditions, ambient temperature, altitude, riding ability and rider/passenger weight. Testing of competitive models done under identical conditions. Because of our ongoing commitment to product quality and innovation, BRP reserves the right at any time to discontinue or change specifications, price, design, features, models or equipment without incurring any obligation. GTX is a trademark of Castrol Limited used under license. †Bluetooth is a registered trademark owned by Bluetooth SIG, Inc. and any use of such trademarks by BRP is under license.

# GTX™ Limited 300



The standard for high-end touring performance.

## KEY FEATURES

- Rotax® 1630 ACE™ – 300
- ST3 Hull™
- Tech Package: BRP Audio – Premium System, full colour 7.8" wide display and USB port
- iDF – Intelligent Debris-Free Pump System
- Direct-access front storage
- Limited Package: USB port, watercraft cover, storage bin organizer, knee pads, exclusive colouration and more.



- NEW White Pearl *Premium*
- Blue Abyss

## CAPACITY

Rider Capacity	○○○
Weight Capacity	600 lb/272 kg
Fuel Capacity	18.5 US gal/70 L
Glove Box	0.8 US gal/2.9 L
Front Bin	25.3 US gal/96 L
Storage Capacity – Total	26.1 US gal/98.9 L

## DIMENSIONS

Length (bumper to bumper)	135.9"/345.1 cm
Width	49.4"/125.5 cm
Height	44.8"/114 cm

## HULL

Type	ST3 Hull™
Material	Fibreglass

## OTHER FEATURES

- Ergolock™ two-piece seat with stepped design
- Seat strap
- iBR – Intelligent Brake & Reverse
- VTS™ – Variable Trim System
- Boarding ladder
- RF D.E.S.S.™ key
- Watertight phone compartment
- LinQ® attachment system
- Knee pads
- Wide-angle mirrors
- Handle grips with palm rest
- Footwell carpets
- Large swim platform
- Tilt steering
- Ski tow eye

## ROTAX® ENGINE 1630 ACE™ – 300

Model	GTX 300
Horsepower	300 hp
Intake System	Supercharged with external intercooler
Displacement	1,630 cc
Cooling	Closed-Loop Cooling System (CLCS)
Reverse System	Electronic iBR® *
Fuel Type	91 octane
Throttle System	iTC™ (Intelligent Throttle Control)
Exhaust System	D-Sea-Bel™ system

## GAUGE

Type of Gauge	Large panoramic 7.8" wide LCD display	
Main Functions	• BRP Connect	• Clock
	• Music	• VTS™
Main Functions	• Weather	• Fuel consumption
	• Bluetooth <sup>1</sup> connectivity	• Fuel autonomy
	• Speedometer	• Water temperature
	• RPM	• Speed statistics
iTC System – Mode	• Vehicle hours	
	• Sport mode	• Slow mode
	• ECO® mode	• Speed regulator

## WEIGHT

Dry Weight	849 lb/385 kg
------------	---------------

## WARRANTY

BRP limited warranty covers the watercraft for two years, applicable to Australia and New Zealand.

\*Electronic brake, neutral and reverse.



# GTX™ LIMITED 300



○ NEW White Pearl *Premium*



● Blue Abyss

## FEATURE HIGHLIGHTS



### Limited Package

USB port, watercraft cover, storage bin organizer, knee pads, exclusive colouration and more.



### BRP Audio – Premium System

The industry’s first manufacturer-installed truly waterproof Bluetooth<sup>†</sup> audio system.



### iDF – Intelligent Debris-Free Pump System

An innovative, industry-first system that allows you to free your pump of weeds and debris with intuitive handlebar-activated controls.



### Rotax® 1630 ACE™ – 300 Engine

The powerful Rotax® 1630 ACE™ – 300 engine levels up your performance to your liking by delivering high efficiency and a world-class acceleration.



### ST3 Hull™

An innovative hull that sets the benchmark for rough water handling, stability and offshore performance.



### Full-Colour 7.8" Wide Display

Full-colour display with incredible visibility and a new level of functionality. Bluetooth and smartphone app integration provides music, weather, navigation and more.

©2023 Bombardier Recreational Products Inc., (BRP). All rights reserved. ®, TM and the BRP logo are trademarks of Bombardier Recreational Products Inc. or its affiliates. All product comparisons, industry and market claims refer to new sit-down PWC with 4-stroke engines. Watercraft performance may vary depending on, among other things, general conditions, ambient temperature, altitude, riding ability and rider/passenger weight. Testing of competitive models done under identical conditions. Because of our ongoing commitment to product quality and innovation, BRP reserves the right at any time to discontinue or change specifications, price, design, features, models or equipment without incurring any obligation. GTX is a trademark of Castrol Limited used under license. †Bluetooth is a registered trademark owned by Bluetooth SIG, Inc. and any use of such trademarks by BRP is under license.

# FishPro™ Scout 130

Accessible, versatile  
and all-around fun.



2023 SPORT FISHING

## KEY FEATURES

- Rotax® 1630 ACE™ – 130
- GTI™ Hull
- iDF – Intelligent Debris-Free Pump System
- Garmin† 6" GPS & fish finder
- Trolling mode (slow mode)
- 3 fishing rod holders
- LinQ® fishing cooler (13.5 US gal/51 L)
- 2 LinQ front supports
- Cup holder
- Front storage lid organizer



White & Gulfstream Blue

## CAPACITY

Rider Capacity	
Weight Capacity	600 lb/272 kg
Fuel Capacity	15.9 US gal/60 L
Glove Box	2.3 US gal/8.8 L
Front Bin	38 US gal/144 L
LinQ Fishing Cooler	13.5 US gal/51 L
Storage Capacity – Total	42.5 US gal/160.8 L

## DIMENSIONS

Length (bumper to bumper)	130.6"/331.8 cm
Width	49.2"/125 cm
Height	46.1"/117 cm

## HULL

Type	GTI™ hull
Material	Polytec™ Gen 2

## OTHER FEATURES

- Seat strap
- iBR – Intelligent Brake & Reverse
- VTS™ (Variable Trim System)
- Boarding ladder
- RF D.E.S.S.™ key
- Watertight phone compartment
- LinQ attachment system
- Wide-angle mirrors
- Handle grips with palm rest
- Footwell carpets
- Large swim platform
- Tow hook

## ROTAX® ENGINE

1630 ACE™ – 130

Horsepower	130 hp
Intake System	Naturally aspirated
Displacement	1,630 cc
Cooling	Closed-Loop Cooling System (CLCS)
Reverse System	Electronic iBR®*
Fuel Type	87 octane
Throttle System	iTC™ (Intelligent Throttle Control)
Exhaust System	D-Sea-Bel™ system

## GAUGE

Type of Gauge	4.5" digital display	
Main Functions	<ul style="list-style-type: none"> <li>• Speedometer</li> <li>• RPM</li> <li>• Clock</li> <li>• VTS™ display</li> </ul>	<ul style="list-style-type: none"> <li>• Fuel autonomy</li> <li>• Water temperature</li> <li>• Vehicle hours</li> </ul>
iTC System – Mode	<ul style="list-style-type: none"> <li>• Sport mode</li> <li>• ECO® mode</li> </ul>	<ul style="list-style-type: none"> <li>• Trolling mode (slow mode)</li> <li>• Speed regulator</li> </ul>

## WEIGHT

Dry Weight	783 lb/355 kg
------------	---------------

## WARRANTY

BRP limited warranty covers the watercraft for two years, applicable to Australia and New Zealand.

\*Electronic brake, neutral and reverse.

# FISHPRO™ SCOUT 130

## FEATURE HIGHLIGHTS



### LinQ Fishing Cooler & Fishing Rod Holders

A spacious, quick-attach fishing cooler designed for easy access and equipped with numerous convenient features.



### Garmin® 6" GPS & Fish Finder

A top-of-the-line navigation, charting and fish-finding system using an in-hull transducer and mid-CHIRP sonar. Includes token for access to free upgraded regional maps.



### Fishing Bench Seat

Designed for easier movement from front to rear and from side to side.



### Rotax® 1630 ACE™ – 130 Engine

The powerful and reliable naturally aspirated 1630 ACE™ – 130 is all about fun and acceleration while providing excellent fuel efficiency.



### GTI™ Hull

This moderate V-shaped hull guarantees a stable, enjoyable ride in variable water conditions. Confident, predictable handling but incredibly playful when you want it to be.



### Trolling Mode

Enables precise control of speed. Choose one of several presets and adjust as needed.

©2023 Bombardier Recreational Products Inc., (BRP). All rights reserved. ®, TM and the BRP logo are trademarks of Bombardier Recreational Products Inc. or its affiliates. All product comparisons, industry and market claims refer to new sit-down PWC with 4-stroke engines. Watercraft performance may vary depending on, among other things, general conditions, ambient temperature, altitude, riding ability and rider/passenger weight. Testing of competitive models done under identical conditions. Because of our ongoing commitment to product quality and innovation, BRP reserves the right at any time to discontinue or change specifications, price, design, features, models or equipment without incurring any obligation. †Garmin is a trademark of Garmin Ltd. or its subsidiaries.

# FishPro™ Sport 170



The original game changer.  
Find yourself a new perspective  
on sport fishing.

## KEY FEATURES

- Rotax® 1630 ACE™ – 170
- ST3 Hull™
- iDF – Intelligent Debris-Free Pump System
- Garmin† 6" GPS & fish finder
- BRP Audio – Premium System (optional)
- 5 fishing rod holders
- Rear Deck Extension with LinQ®
- LinQ fishing cooler (13.5 US gal/51 L)
- Angled gunwale footrests
- Direct access front storage with bin organizer

## CAPACITY

Rider Capacity	👤👤👤
Weight Capacity	600 lb/272 kg
Rear Platform Capacity (without passenger)	221 lb/100 kg
Fuel Capacity	18.5 US gal/70 L
Glove Box	0.8 US gal/2.9 L
Front Bin	25.3 US gal/96 L
LinQ Fishing Cooler	13.5 US gal/51 L
Storage Capacity – Total	39.6 US gal/149.9 L

## DIMENSIONS

Length (bumper to bumper)	146.8"/373 cm
Width	49.4"/125 cm
Height	45.3"/115 cm

## HULL

Type	ST3 Hull™
Material	Fibreglass

## OTHER FEATURES

- Ergolock™ two-piece fishing seat
- Seat strap
- iBR – Intelligent Brake & Reverse
- VTS™ (Variable Trim System)
- Boarding ladder
- RF D.E.S.S.™ key
- Watertight phone compartment
- Wide-angle mirrors
- Handle grips with palm rest
- Footwell carpets
- Large swim platform
- 2 LinQ front supports
- Cup holder
- USB port
- Tilt steering
- Ski tow eye



White and Gulfstream Blue

<b>ROTAX® ENGINE</b>	<b>1630 ACE™ – 170</b>
Horsepower	170 hp
Intake System	Naturally aspirated
Displacement	1,630 cc
Cooling	Closed-Loop Cooling System (CLCS)
Reverse System	Electronic iBR®*
Fuel Type	87 octane
Throttle System	iTC™ (Intelligent Throttle Control)
Exhaust System	D-Sea-Bel™ system

## GAUGE

Type of Gauge	7.6" wide digital display	
Main Functions	<ul style="list-style-type: none"> <li>• Speedometer</li> <li>• RPM</li> <li>• Clock</li> <li>• VTS™</li> </ul>	<ul style="list-style-type: none"> <li>• Fuel autonomy</li> <li>• Water temperature</li> <li>• Speed statistics (opt.)</li> <li>• Vehicle hours</li> </ul>
iTC System – Mode	<ul style="list-style-type: none"> <li>• Sport mode</li> <li>• ECO® mode</li> </ul>	<ul style="list-style-type: none"> <li>• Trolling mode (slow mode)</li> <li>• Speed regulator</li> </ul>

## WEIGHT

Dry Weight	852 lb/386 kg
	871 lb/395 kg (w/ sound system)

## WARRANTY

BRP limited warranty covers the watercraft for two years, applicable to Australia and New Zealand.

\*Electronic brake, neutral and reverse.



## FISHPRO™ SPORT 170



### FEATURE HIGHLIGHTS



#### iDF – Intelligent Debris-Free Pump System

An innovative, industry-first system that allows you to free your pump of weeds and debris with intuitive handlebar-activated controls.



#### Garmin® 6" GPS & Fish Finder

A top-of-the-line navigation, charting and fish-finding system using an in-hull transducer and mid-CHIRP sonar. Includes token for access to free upgraded regional maps.



#### Angled Gunwale Footrests

Ensures an ergonomic and secure posture while fishing from a side position.



#### Rotax® 1630 ACE™ – 170 Engine

The Rotax® 1630 ACE™ – 170 combines plenty of naturally aspirated power and economy, meaning the adventure can be exhilarating and prolonged.



#### ST3 Hull™

An innovative hull that sets the benchmark for rough water handling, stability, and offshore performance.



#### Rear Deck Extension With LinQ

Adds 11.5 inches to the back of the watercraft to increase onboard space, storage capability and stability. Two LinQ attachment points included.

©2023 Bombardier Recreational Products Inc., (BRP). All rights reserved. ®, TM and the BRP logo are trademarks of Bombardier Recreational Products Inc. or its affiliates. All product comparisons, industry and market claims refer to new sit-down PWC with 4-stroke engines. Watercraft performance may vary depending on, among other things, general conditions, ambient temperature, altitude, riding ability and rider/passenger weight. Testing of competitive models done under identical conditions. Because of our ongoing commitment to product quality and innovation, BRP reserves the right at any time to discontinue or change specifications, price, design, features, models or equipment without incurring any obligation. †Garmin is a trademark of Garmin Ltd. or its subsidiaries.

# FishPro™ Trophy 170



2024 SPORT FISHING

The most advanced sport fishing personal watercraft on the water.

## KEY FEATURES

- Rotax® 1630 ACE™ – 170
- ST3 Hull™
- iDF – Intelligent Debris-Free Pump System
- Garmin† 7" touchscreen GPS & fish finder
- Advanced battery system
- Modular swivel seat
- Rear Deck Extension with LinQ
- Quick-connect livewell
- LinQ fishing cooler (13.5 US gal/51 L)
- Anchoring system
- Tech Package: BRP Audio – Premium System, full colour 7.8" wide display and USB port



Shark Grey and Orange Crush

## CAPACITY

Rider Capacity	👤👤👤
Weight Capacity	600 lb/272 kg
Rear Platform Capacity (without passenger)	221 lb/100 kg
Fuel Capacity	18.5 US gal/70 L
Glove Box	0.8 US gal/2.9 L
Front Bin	25.3 US gal/96 L
LinQ Fishing Cooler	13.5 US gal/51 L
Storage Capacity – Total	39.6 US gal/149.9 L

## DIMENSIONS

Length (bumper to bumper)	146.8"/373 cm
Width	49.4"/125 cm
Height (pedestal seat uninstalled)	45.3"/115 cm

## HULL

Type	ST3 Hull™
Material	Fibreglass

## OTHER FEATURES

- Ergolock two-piece Explorer Touring seat w/ modular swivel seat
- Seat strap
- iBR® – Intelligent Brake & Reverse
- VTS™ – Variable Trim System
- Boarding ladder
- RF D.E.S.S.™ key
- Direct-access front storage
- Storage bin organizer
- Watertight phone compartment
- Two sets of LinQ attachment points
- Wide-angle mirrors
- Handle grips with palm rest
- Footwell carpets
- Large swim platform
- 5 fishing rod holders
- Angled gunwale footrests
- 2 LinQ front supports
- Cup holder
- USB port
- Tilt steering
- Ski tow eye

## ROTAX® ENGINE

1630 ACE™ – 170

Horsepower	170 hp
Intake System	Naturally aspirated
Displacement	1,630 cc
Cooling	Closed-Loop Cooling System (CLCS)
Reverse System	Electronic iBR**
Fuel Type	87 octane
Throttle System	iTC™ (Intelligent Throttle Control)
Exhaust System	D-Sea-Bel™ system

## GAUGE

Type of Gauge	Large panoramic 7.8" wide LCD display
Main Functions	<ul style="list-style-type: none"> <li>• BRP Connect</li> <li>• Music</li> <li>• Weather</li> <li>• Bluetooth† connectivity</li> <li>• Speedometer</li> <li>• RPM</li> <li>• Clock</li> <li>• VTS™</li> <li>• Fuel consumption</li> <li>• Fuel autonomy</li> <li>• Water temperature</li> <li>• Speed statistics</li> <li>• Vehicle hours</li> </ul>
iTC System – Mode	<ul style="list-style-type: none"> <li>• Sport mode</li> <li>• ECO® mode</li> <li>• Trolling mode (slow mode)</li> <li>• Speed regulator</li> </ul>

## WEIGHT

Dry Weight	938 lb/416 kg
------------	---------------

## WARRANTY

BRP limited warranty covers the watercraft for two years, applicable to Australia and New Zealand.

\*Electronic brake, neutral and reverse.



# FISHPRO™ TROPHY 170

## FEATURE HIGHLIGHTS



### Modular Swivel Seat

Installs in seconds for a game-changing experience. Both the pedestal and backrest stow cleverly away when not in use.



### Garmin® 7" GPS & Fish Finder

A top-of-the-line navigation, charting and fish-finding system using an in-hull transducer and mid-CHIRP sonar. Includes token for access to free upgraded regional maps.



### Quick-Connect Livewell

Turn the LinQ Fishing Cooler into a livewell in seconds. An integrated pump constantly feeds fresh water into the reservoir keeping your catch or your bait alive all day.



### Rotax® 1630 ACE™ – 170 Engine

The Rotax® 1630 ACE™ – 170 combines plenty of naturally aspirated power and economy, meaning the adventure can be exhilarating and prolonged.



### ST3 Hull™

An innovative hull that sets the benchmark for rough water handling, stability, and offshore performance.



### Full-Colour 7.8" Wide Display

Full-colour display with incredible visibility and a new level of functionality. Bluetooth® and smartphone app integration provides music, weather, navigation and more.

©2023 Bombardier Recreational Products Inc., (BRP). All rights reserved. ®, TM and the BRP logo are trademarks of Bombardier Recreational Products Inc. or its affiliates. All product comparisons, industry and market claims refer to new sit-down PWC with 4-stroke engines. Watercraft performance may vary depending on, among other things, general conditions, ambient temperature, altitude, riding ability and rider/passenger weight. Testing of competitive models done under identical conditions. Because of our ongoing commitment to product quality and innovation, BRP reserves the right at any time to discontinue or change specifications, price, design, features, models or equipment without incurring any obligation. †Garmin is a trademark of Garmin Ltd. or its subsidiaries. †Bluetooth is a registered trademark owned by Bluetooth SIG, Inc. and any use of such trademarks by BRP is under license.

# GTR™ 230

Accessible power and performance.



2024 PERFORMANCE



**NEW** Eclipse Black and Reef Blue

## KEY FEATURES

- Rotax® 1630 ACE™ – 230
- GTI™ Hull
- BRP Audio – Premium System (optional)
- Variable Trim System (VTS™)
- Large front storage
- Watertight phone compartment
- LinQ® attachment system

## CAPACITY

Rider Capacity	👤👤👤
Weight Capacity	600 lb/272 kg
Fuel Capacity	18.5 US gal/70 L
Glove Box	2.3 US gal/8.8 L
Front Bin	40.2 US gal/152 L
Storage Capacity – Total	42.5 US gal/160.8 L

## DIMENSIONS

Length (bumper to bumper)	130.6"/331.8 cm
Width	49.2"/125 cm
Height	44.8"/113.7 cm

## HULL

Type	GTI™ Hull
Material	Polytec™ Gen 2

## OTHER FEATURES

- Ergolock™ two-piece touring seat
- Seat strap
- iBR – Intelligent Brake & Reverse
- RF D.E.S.S.™ key
- Wide-angle mirrors
- Handle grips with palm rest
- Footwell carpets
- Large swim platform
- Tow hook

## ROTAX® ENGINE

1630 ACE™ – 230

Horsepower	230 hp
Intake System	Supercharged with external intercooler
Displacement	1,630 cc
Cooling	Closed-Loop Cooling System (CLCS)
Reverse System	Electronic iBR**
Fuel Type	91 octane
Throttle System	iTC™ (Intelligent Throttle Control)
Exhaust System	D-Sea-Bel™ system

## GAUGE

Type of Gauge	4.5" digital display	
Main Functions	<ul style="list-style-type: none"> <li>• Speedometer</li> <li>• RPM</li> <li>• Clock</li> </ul>	<ul style="list-style-type: none"> <li>• VTS™</li> <li>• Fuel autonomy</li> <li>• Vehicle hours</li> </ul>
iTC System – Mode	<ul style="list-style-type: none"> <li>• Sport mode</li> <li>• ECO® mode</li> </ul>	<ul style="list-style-type: none"> <li>• Slow mode</li> <li>• Speed regulator</li> </ul>

## WEIGHT

Dry Weight	776 lb/352 kg
	796 lb/361 kg (w/ sound system)

## WARRANTY

BRP limited warranty covers the watercraft for two years, applicable to Australia and New Zealand.

\*\*Electronic brake, neutral and reverse.



# GTR™ 230



## FEATURE HIGHLIGHTS



**BRP Audio – Premium System** (optional)  
The industry’s first manufacturer-installed truly waterproof Bluetooth<sup>®</sup> audio system.



**VTS™ (Variable Trim System)**  
Provides handlebar-activated settings so riders can easily find the ideal trim for varying conditions.



**Swim Platform with Integrated LinQ System**  
Exclusive quick-attach system on a large swim platform that allows for easy installation of storage accessories.



**Rotax® 1630 ACE™ – 230 Engine**  
This powerful engine comes standard with a supercharger and external intercooler. It is optimised to run on regular fuel, which lowers fuel costs.<sup>1</sup>



**GTI™ Hull**  
This moderate V-shaped hull guarantees a stable, enjoyable ride in variable water conditions. Confident, predictable handling but incredibly playful when you want it to be.



**Large Front Storage**  
An impressive 40 gallons of sealed storage space allows riders to safely stow belongings while riding.

<sup>1</sup>Rotax 1630 ACE – 300 engine shown.

©2023 Bombardier Recreational Products Inc., (BRP). All rights reserved. ®, TM and the BRP logo are trademarks of Bombardier Recreational Products Inc. or its affiliates. All product comparisons, industry and market claims refer to new sit-down PWC with 4-stroke engines. Watercraft performance may vary depending on, among other things, general conditions, ambient temperature, altitude, riding ability and rider/passenger weight. Testing of competitive models done under identical conditions. Because of our ongoing commitment to product quality and innovation, BRP reserves the right at any time to discontinue or change specifications, price, design, features, models or equipment without incurring any obligation.



# GTR™ -X 300

High performance and high value.



2024 PERFORMANCE



Model shown includes audio system

## WHAT'S NEW

- ROTAX® 1630 ACE™ – 300 engine
- Ergolock™ two-piece racing seat
- Low-rise handlebars
- Full-length angled footwell wedges
- Polished impeller

## KEY FEATURES

- GTI™ Hull
- BRP Audio – Premium System (optional)
- Variable Trim System (VTS™)
- Large front storage
- Watertight phone compartment
- LinQ® attachment system

## CAPACITY

Rider Capacity	👤👤👤
Weight Capacity	600 lb/272 kg
Fuel Capacity	18.5 US gal/70 L
Glove Box	2.3 US gal/8.8 L
Front Bin	40.2 US gal/152 L
Storage Capacity – Total	42.5 US gal/160.8 L

## DIMENSIONS

Length (bumper to bumper)	130.6"/331.8 cm
Width	49.2"/125 cm
Height	43.4"/110 cm

## HULL

Type	GTI™ Hull
Material	Polytec™ Gen 2

## OTHER FEATURES

- Seat strap
- iBR – Intelligent Brake & Reverse
- RF D.E.S.S.™ key
- Wide-angle mirrors
- Round handle grips
- Footwell carpets
- Large swim platform
- Tow hook

NEW Eclipse Black and Deep Marsala

## ROTAX® ENGINE 1630 ACE™ – 300

Horsepower	300 hp
Intake System	Supercharged with external intercooler
Displacement	1,630 cc
Cooling	Closed-Loop Cooling System (CLCS)
Reverse System	Electronic iBR®*
Fuel Type	91 octane
Throttle System	iTC™ (Intelligent Throttle Control)
Exhaust System	D-Sea-Bel™ system

## GAUGE

Type of Gauge	Large panoramic 7.8" wide LCD display (w/ audio) 7.6" wide digital display (w/o audio)
Main Functions	<ul style="list-style-type: none"> <li>• BRP Connect (opt.)</li> <li>• Music (opt.)</li> <li>• Weather (opt.)</li> <li>• Bluetooth connectivity (opt.)</li> <li>• Speedometer</li> <li>• RPM</li> <li>• Clock</li> <li>• VTS™</li> <li>• Fuel consumption (opt. w/ audio)</li> <li>• Fuel autonomy</li> <li>• Vehicle hours</li> </ul>
iTC System – Mode	<ul style="list-style-type: none"> <li>• Sport mode</li> <li>• ECO® mode</li> <li>• Slow mode</li> <li>• Speed regulator</li> <li>• Launch control</li> </ul>

## WEIGHT

Dry Weight	794 lb/360 kg 813 lb/369 kg (w/ sound system)
------------	--

## WARRANTY

BRP limited warranty covers the watercraft for two years, applicable to Australia and New Zealand.

\*Electronic brake, neutral and reverse.

**GTR™-X 300**

**FEATURE HIGHLIGHTS**
**Rotax® 1630 ACE™ – 300 Engine**

The powerful Rotax® 1630 ACE™ – 300 engine levels up your performance to your liking by delivering high efficiency and a world-class acceleration.

**Ergolock™ Two-Piece Racing Seat**


Tacky surface, back support enhances grip during aggressive riding.

**Low-Rise Handlebars**

Creates a more streamlined, race oriented riding position.

**BRP Audio – Premium System** (optional)

The industry's first manufacturer-installed truly waterproof Bluetooth<sup>®</sup> audio system.

**GTI™ Hull**

This moderate V-shaped hull guarantees a stable, enjoyable ride in variable water conditions. Confident, predictable handling but incredibly playful when you want it to be.

**Angled™ Footwell Wedges**

Lined with premium carpets, provides superior foot grip.

©2023 Bombardier Recreational Products Inc., (BRP). All rights reserved. ®, TM and the BRP logo are trademarks of Bombardier Recreational Products Inc. or its affiliates. All product comparisons, industry and market claims refer to new sit-down PWC with 4-stroke engines. Watercraft performance may vary depending on, among other things, general conditions, ambient temperature, altitude, riding ability and rider/passenger weight. Testing of competitive models done under identical conditions. Because of our ongoing commitment to product quality and innovation, BRP reserves the right at any time to discontinue or change specifications, price, design, features, models or equipment without incurring any obligation.

NEW

# RXP<sup>®</sup>-X<sup>®</sup> RS 325

## Race-ready performance watercraft, reimagined.



2024 PERFORMANCE

### WHAT'S NEW

- ROTAX<sup>®</sup> 1630 ACE<sup>™</sup> – 325 engine
- Hydraulic steering damper
- X-Performance features
- Carbon fibre hood
- Steering column

### KEY FEATURES

- T3-R<sup>™</sup> hull
- Launch control
- Ergolock<sup>™</sup> R racing seat
- Low-rise racing handlebar
- Double-angled footwell wedges
- X-sponsons
- Polished impeller
- Tech Package: BRP Audio – Premium System and full color 7.8" wide display (optional)

### CAPACITY

Rider Capacity	2
Weight Capacity	400 lb/182 kg
Fuel Capacity	18.5 US gal/70 L
Glove Box	2.56 US gal/9.7 L
Front Bin	37.78 US gal/143 L
Storage Capacity – Total	40.6 US gal/153.7 L

### DIMENSIONS

Length (bumper to bumper)	130.6"/331.8 cm
Width	49.2"/125 cm
Height	44"/111 cm

### HULL

Type	T3-R Hull <sup>™</sup>
Material	Fibreglass

### OTHER FEATURES

- iBR – Intelligent Brake & Reverse
- Extended VTS<sup>™</sup> (Variable Trim System)
- RF D.E.S.S.<sup>™</sup> key
- Watertight phone compartment
- LinQ<sup>®</sup> attachment system
- Wide-angle mirrors
- Round handle grips
- Footwell carpets
- Large swim platform
- Ski tow eye



- NEW Fiery Red *Premium*
- NEW Ice Metal and Manta Green

### ROTAX<sup>®</sup> ENGINE 1630 ACE<sup>™</sup> – 325

Horsepower	325 hp
Intake System	Supercharged with external intercooler
Displacement	1,630 cc
Cooling	Closed-Loop Cooling System (CLCS)
Reverse System	Electronic iBR <sup>**</sup>
Fuel Type	91 octane
Throttle System	iTC <sup>™</sup> (Intelligent Throttle Control)
Exhaust System	D-Sea-Bel <sup>™</sup> system

### GAUGE

Type of Gauge	Large panoramic 7.8" wide LCD display (w/audio) 7.6" wide digital display (w/o audio)
Main Functions	<ul style="list-style-type: none"> <li>• BRP Connect (opt.)</li> <li>• Music (opt.)</li> <li>• Weather (opt.)</li> <li>• Bluetooth connectivity (opt.)</li> <li>• Speedometer</li> <li>• RPM</li> <li>• Clock</li> <li>• VTS<sup>™</sup></li> <li>• Fuel consumption (opt. w/ audio)</li> <li>• Fuel autonomy</li> <li>• Speed statistics</li> <li>• Vehicle hours</li> </ul>
iTC System – Mode	<ul style="list-style-type: none"> <li>• Sport mode</li> <li>• ECO<sup>®</sup> mode</li> <li>• Slow mode</li> <li>• Speed regulator</li> <li>• Launch control</li> </ul>

### WEIGHT

Dry Weight	778 lb/353 kg
	798 lb/362 kg (w/ sound system)

### WARRANTY

BRP limited warranty covers the watercraft for two years, applicable to Australia and New Zealand.

\*Electronic brake, neutral and reverse.



# RXP®-X® RS 325



● NEW Fiery Red *Premium*



● NEW Ice Metal and Manta Green

## FEATURE HIGHLIGHTS



### Rotax® 1630 ACE™ – 325 Engine

The Rotax 1630 ACE-325 is the world's most powerful PWC engine. With its 325hp, this engine delivers incredible acceleration and power thanks to innovative engineering for uncompromised offshore performance.



### BRP Audio – Premium System (optional)

The industry's first manufacturer-installed truly waterproof Bluetooth<sup>†</sup> audio system.



### Full-Color 7.8" Wide Display (optional)

Full-color display with incredible visibility and a new level of functionality. Bluetooth and smartphone app integration provides music, weather, navigation and more.



### Ergolock™ R System

A narrow seat profile with deep knee pockets and a revolutionary adjustable saddle that allows riders to lock in to the machine like never before.



### T3-R Hull™

A deep-V design that offers unrivaled handling and acceleration and a new level of control at high speed.



### Large Front Storage

An impressive 38 gallons of sealed storage space allows riders to safely stow belongings while riding.

©2023 Bombardier Recreational Products Inc., (BRP). All rights reserved. ®, TM and the BRP logo are trademarks of Bombardier Recreational Products Inc. or its affiliates. All product comparisons, industry and market claims refer to new sit-down PWC with 4-stroke engines. Watercraft performance may vary depending on, among other things, general conditions, ambient temperature, altitude, riding ability and rider/passenger weight. Testing of competitive models done under identical conditions. Because of our ongoing commitment to product quality and innovation, BRP reserves the right at any time to discontinue or change specifications, price, design, features, models or equipment without incurring any obligation. †Bluetooth is a registered trademark owned by Bluetooth SIG, Inc. and any use of such trademarks by BRP is under license.

NEW

# RXT<sup>®</sup>-X<sup>®</sup> RS 325

## The ultimate off-shore performance watercraft.



2024 PERFORMANCE

### WHAT'S NEW

- ROTAX<sup>®</sup> 1630 ACE™ – 325 engine

### KEY FEATURES

- ST3 Hull™
- Launch control
- Ergolock two-piece racing seat
- Tilt steering
- Full-length angled footwell wedges
- X-sponsons
- Polished impeller
- **Tech Package:** BRP Audio – Premium System, full colour 7.8" wide display and USB port

### CAPACITY

Rider Capacity	👤👤👤
Weight Capacity	600 lb/272 kg
Fuel Capacity	18.5 US gal/70 L
Glove Box	0.8 US gal/2.9 L
Front Bin	25.3 US gal/96 L
Storage Capacity – Total	26.1 US gal/98.9 L

### DIMENSIONS

Length (bumper to bumper)	135.9"/345.1 cm
Width	49.4"/125.5 cm
Height	45.2"/114.7 cm

### HULL

Type	ST3 Hull™
Material	Fibreglass

### OTHER FEATURES

- Seat strap
- iBR – Intelligent Brake & Reverse
- Extended VTS™ (Variable Trim System)
- RF D.E.S.S.™ key
- Watertight phone compartment
- LinQ® attachment system
- Knee pads
- Wide-angle mirrors
- Handle grips with palm rest
- Footwell carpets
- Large swim platform
- Ski tow eye



- NEW Fiery Red **Premium**
- NEW Ice Metal and Manta Green

### ROTAX<sup>®</sup> ENGINE

1630 ACE™ – 325

Horsepower	325 hp
Intake System	Supercharged with external intercooler
Displacement	1,630 cc
Cooling	Closed-Loop Cooling System (CLCS)
Reverse System	Electronic iBR®*
Fuel Type	91 octane
Throttle System	iTC™ (Intelligent Throttle Control)
Exhaust System	D-Sea-Bel™ system

### GAUGE

Type of Gauge	Large panoramic 7.8" wide LCD display	
Main Functions	• BRP Connect	• Clock
	• Music	• VTS™
iTC System – Mode	• Weather	• Fuel consumption
	• Bluetooth connectivity	• Fuel autonomy
	• Speedometer	• Speed statistics
	• RPM	• Vehicle hours
iTC System – Mode	• Sport mode	• Speed regulator
	• ECO® mode	• Launch control
	• Slow mode	

### WEIGHT

Dry Weight	842 lb/382 kg
------------	---------------

### WARRANTY

BRP limited warranty covers the watercraft for two years, applicable to Australia and New Zealand.

\*Electronic brake, neutral and reverse.

# RXT®-X® RS 325



● NEW Fiery Red **Premium**



● NEW Ice Metal and Manta Green

## FEATURE HIGHLIGHTS



### Rotax® 1630 ACE™ – 325 Engine

The Rotax 1630 ACE-325 is the world's most powerful PWC engine. With its 325hp, this engine delivers incredible acceleration and power thanks to innovative engineering for uncompromised offshore performance.



### BRP Audio – Premium System

The industry's first manufacturer-installed truly waterproof Bluetooth® audio system.



### Full-Color 7.8" Wide Display

Full-color display with incredible visibility and a new level of functionality. Bluetooth® and smartphone app integration provides music, weather, navigation and more.



### Ergolock™ System

A narrow seat profile with deep knee pockets lets riders sit naturally and use the lower body to hold onto the machine for more control.



### ST3 Hull™

An innovative hull that sets the benchmark for rough water handling, stability and offshore performance.



### Swim platform with integrated LinQ™ system

Exclusive quick-attach system on the largest swim platform in the industry that allows for easy installation of accessories.

©2023 Bombardier Recreational Products Inc., (BRP). All rights reserved. ®, TM and the BRP logo are trademarks of Bombardier Recreational Products Inc. or its affiliates. All product comparisons, industry and market claims refer to new sit-down PWC with 4-stroke engines. Watercraft performance may vary depending on, among other things, general conditions, ambient temperature, altitude, riding ability and rider/passenger weight. Testing of competitive models done under identical conditions. Because of our ongoing commitment to product quality and innovation, BRP reserves the right at any time to discontinue or change specifications, price, design, features, models or equipment without incurring any obligation. †Bluetooth is a registered trademark owned by Bluetooth SIG, Inc. and any use of such trademarks by BRP is under license.

# SWITCH® CRUISE 21

Taking your on-water journey with friends and family to a new level of comfort and convenience.



## KEY FEATURES

- Fun for the whole family
- Ultimate ease of use
- Uniquely adaptable to your lifestyle



## ADDED COMFORT & CONVENIENCE

- Extra seating and storage
- Driver seat with bolster
- Stern lounge
- Switch bimini top
- Deck mats
- Swim platform with LinQ® attachment points
- BRP Audio System

## CAPACITY

21'-230

Maximum Person Capacity	8 total including driver for 21ft
Maximum Load Capacity	675 kg for 21ft
Fuel Capacity	29 gal / 110 L
Total Storage Capacity	233 kg / 881 lb

## HULL

Type	Tri-Hull
Material	Polytec™ – robust and scratch-resistant

## INSTRUMENTATION

Gauge Type	4.5" digital display
Main Functions	Speedometer, clock, fuel consumption instant and average, fuel autonomy distance and time to empty
Driving Mode – iTC Functions	Sport mode, ECO® mode, slow mode, cruise control
Audio System	BRP Audio System
Navigation	Accessory

## OTHER FEATURES

- iBR – Intelligent Brake & Reverse
- iDF – Intelligent Debris-Free System
- RF D.E.S.S.™ key
- Clear-view side panels
- 4 corner tables
- 1 adjustable table
- Wind deflector
- Glove box with dual USB port
- 12 V outlet
- Retractable boarding ladder
- Ski tow eye
- LinQ® attachment points
- Under-deck storage compartment
- Console storage net
- Integrated anchor storage
- LED navigation lights
- LED courtesy light
- 4 integrated cleats



21' - 230 overseas model shown. Accessories may vary per region.

● Marine Blue

## ROTAX® ENGINE

21'-230

Engine	1630 ACE 230 ECT
Horsepower	230 hp
Cooling	Closed Loop Cooling System (CLCS)
Reverse System	iBR® System (Brake & Reverse System)*
Fuel Type	91 octane

## DIMENSIONS AND WEIGHT

Estimated Dry Weight	2,548 lb / 1,156 kg
Length	20.4 / 245.2" / 6.2 m
Width/Beam	93.5" / 2.4 m
Height (Lowered Bimini)	81.1" / 2.1 m
Draft**	Approximately 510mm for 21ft <u>maximum</u> load condition.

## TRAILER DIMENSIONS AND WEIGHT

Estimated Dry Weight	740 lb / 336 kg
Length	257" / 6.52 m
Width	90.4" / 2.3 m
Trailer Type	Galvanised trailer with brakes

All images shown are of overseas models and may include accessories that are not available in your region. Contact your local dealer for more information.

\*Electronic brake, neutral and reverse.

\*\*This measurement is valid for the vehicle only in water, without passengers.



## LAYOUT CONFIGURATIONS

SWITCH CRUISE 21 - 230



## SWITCH® CRUISE 21

## FEATURE HIGHLIGHTS



### Unique Driving Experience

Fun, simple and stress-free handling. Easy to steer and easy to dock with intuitive Sea-Doo handlebar controls. iBR Intelligent Brake & Reverse stops the boat sooner and improves maneuverability.



### Switch Modular Deck

Innovative tile system that allows you to transform the onboard layout in seconds. Its secure and easy-to-use quick-attach tiles offer unparalleled adaptability.



### Tri-Hull Design

Allows for nimble and precise handling, exciting performance and improved stability.



Overseas model shown.

### Switch Trailer Included

A high quality-finish galvanised trailer is included in the price.



### Powerful ROTAX® 1630 ACE™ Engine

Proven to be reliable, this jet propulsion system offers an outsized fun-factor with a level of maneuverability never seen on a pontoon boat.



### Switch Bimini Top

Sturdy, lightweight aluminum frame and high-grade marine canvas offer essential protection from the elements. Can be raised and lowered in seconds.



### Full Swim Platform With LinQ Attachment Points

The swim platform is now full-size and with the retractable boarding ladder creates a functional area for swimming and watersports. LinQ attachment points make accessorization secure, stylish and simple.



### BRP Audio System

The industry's first manufacturer-installed truly waterproof Bluetooth audio system.



### Cruise Control

Maintain your preferred speed for an extra level of convenience. This option allows you to release your finger from the accelerator for a more enjoyable onboard experience.

©2023 Bombardier Recreational Products Inc., (BRP). All rights reserved. ®, TM and the BRP logo are trademarks of Bombardier Recreational Products Inc. or its affiliates. All product comparisons, industry and market claims refer to new sit-down PWC with 4-stroke engines. Watercraft performance may vary depending on, among other things, general conditions, ambient temperature, and altitude, riding ability and rider/passenger weight. Testing of competitive models done under identical conditions. Because of our ongoing commitment to product quality and innovation, BRP reserves the right at any time to discontinue or change specifications, price, design, features, models or equipment without incurring any obligation. †Bluetooth is a registered trademark owned by Bluetooth SIG, Inc. and any use of such trademarks by BRP is under license. †Garmin is a trademark of Garmin Ltd. or its subsidiaries.

# Comparative Chart

## Rec Lite

**2023 SPARK®  
FOR 2 – 60**

**2023 SPARK®  
FOR 3 – 90**

**2023 SPARK®  
TRIXX™ FOR 2**

**2023 SPARK®  
TRIXX™ FOR 3**


One-of-a-kind fun.

Playful trickster.



 Manta Green and White



 Dazzling Blue  
Manta Green

### KEY FEATURES

- Rotax® 900 ACE™ – 60/90
- Spark® hull
- Lightweight and playful platform
- Able to be towed with most mid-sized cars
- Up to 3 passengers
- Slim seat
- Seat strap
- LinQ® attachment system (accessory)
- Wetgrip footboard
- Knee pads
- Handle grips with palm rest
- Tow hook

- Rotax® 900 ACE™ – 90
- Spark® hull
- Lightweight and playful platform
- Able to be towed with most mid-sized cars
- Up to 3 passengers
- Slim seat
- Seat strap
- LinQ® attachment system (accessory)
- Wetgrip footboard
- Knee pads
- Handle grips with palm rest
- Tow hook
- **TRIXX™ Package:** BRP Audio – Portable System (optional), handlebar with adjustable riser, Extended Range VTS™ (Variable Trim System), step wedges, exclusive colouration

### TECHNICAL SPECIFICATIONS

- Capacity: 2
- Rotax engine: 900 ACE™
- Horsepower: 60 hp
- Hull: Spark® hull
- Material: Polytec™

- Capacity: 3
- Rotax engine: 900 ACE™
- Horsepower: 90 hp
- Hull: Spark® hull
- Material: Polytec™

- Capacity: 2
- Rotax engine: 900 ACE™
- Horsepower: 90 hp
- Hull: Spark® hull
- Material: Polytec™

- Capacity: 3
- Rotax engine: 900 ACE™
- Horsepower: 90 hp
- Hull: Spark® hull
- Material: Polytec™

## Recreation

### GTI™ 130

Style, stability and some serious fun.




 **NEW** Bright White and Neo Mint

### GTI™ SE 170

More convenience and comfort for days of family fun.




 **NEW** Teal Blue and Manta Green

## Touring

### GTX™ 170/230

Comfort, control and power are always in style.




 **NEW** Abyss Blue and Gulfstream Blue

### GTX™ LIMITED 300

The standard for high-end touring performance.



 **NEW** Premium White Pearl  
 Blue Abyss

## KEY FEATURES

- Rotax® 1630 ACE™ – 130
- GTI™ Hull
- iBR® – Intelligent Brake & Reverse
- Large swim platform with LinQ® attachment system
- Ergolock™ two-piece seat
- Large front storage
- Watertight phone compartment

- Rotax® 1630 ACE™ – 170
- GTI™ Hull
- Tech Package: BRP Audio – Premium System and iDF – Intelligent Debris-Free System (optional)
- iBR® – Intelligent Brake & Reverse
- Variable Trim System (VTS™)
- Slow mode/speed regulator
- Boarding ladder
- Two colour options

- Rotax® 1630 ACE™ – 170/230
- ST3 Hull™
- iDF – Intelligent Debris-Free Pump System
- BRP Audio – Premium System (optional)
- iBR® – Intelligent Brake & Reverse
- VTS™ – Variable Trim System
- LinQ® attachment system
- Boarding ladder
- Direct-access front storage
- Watertight phone compartment

- Rotax® 1630 ACE™ – 300
- ST3 Hull™
- Tech Package: BRP Audio – Premium System, full-colour 7.8" wide display and USB port
- iDF – Intelligent Debris-Free Pump System
- Direct-access front storage
- Limited Package: USB port, watercraft cover, storage bin organiser, knee pads, exclusive colouration and more.

## TECHNICAL SPECIFICATIONS

- Capacity: 3
- Rotax engine: 1630 ACE™
- Horsepower: 130 hp
- Hull: GTI™ hull
- Material: Polytec™

- Capacity: 3
- Rotax engine: 1630 ACE™
- Horsepower: 170 hp
- Hull: GTI™ hull
- Material: Polytec™

- Capacity: 3
- Rotax engine: 1630 ACE™
- Horsepower: 170 hp
- Hull: ST3 hull™
- Material: Fibreglass

- Capacity: 3
- Rotax engine: 1630 ACE™
- Horsepower: 230 hp
- Hull: ST3 hull™
- Material: Fibreglass

- Capacity: 3
- Rotax engine: 1630 ACE™
- Horsepower: 300 hp
- Hull: ST3 hull™
- Material: Fibreglass

# Comparative Chart

## Performance

## Tow Sports

<p><b>RXP®-X® RS 325</b></p>	<p><b>RXT®-X® RS 325</b></p>	<p><b>GTR™ 230</b></p>	<p><b>GTR™-X 300</b></p>	<p><b>WAKE PRO 230</b></p>
<p>Race-ready performance watercraft, reimagined.</p>	<p>The ultimate off-shore performance watercraft.</p>	<p>Accessible power and performance.</p>	<p>High performance and high value.</p>	<p>Stability, power and music to tow like a pro.</p>
				
<ul style="list-style-type: none"> <li><span style="color: red;">●</span> <b>NEW</b> Premium Fiery Red</li> <li><span style="color: green;">●</span> <b>NEW</b> Ice Metal and Manta Green</li> </ul>	<ul style="list-style-type: none"> <li><span style="color: red;">●</span> <b>NEW</b> Premium Fiery Red</li> <li><span style="color: green;">●</span> <b>NEW</b> Ice Metal and Manta Green</li> </ul>	<ul style="list-style-type: none"> <li><span style="color: blue;">●</span> <b>NEW</b> Eclipse Black and Reef Blue</li> </ul>	<ul style="list-style-type: none"> <li><span style="color: red;">●</span> <b>NEW</b> Eclipse Black and Deep Marsala</li> </ul>	<ul style="list-style-type: none"> <li><span style="color: lightblue;">●</span> Neo Mint</li> </ul>

### KEY FEATURES

<ul style="list-style-type: none"> <li>• T3-R™ hull</li> <li>• Launch control</li> <li>• Ergolock™ R racing seat</li> <li>• Low-rise racing handlebar</li> <li>• Double-angled footwell wedges</li> <li>• X-sponsons</li> <li>• Polished impeller</li> <li>• <b>Tech Package:</b> BRP Audio – Premium System and full-colour 7.8" wide display (optional)</li> <li><b>WHAT'S NEW</b></li> <li>• ROTAX® 1630 ACE™ – 325 engine</li> <li>• Hydraulic steering damper</li> <li>• X-Performance features</li> <li>• Carbon fibre hood</li> <li>• Steering column</li> </ul>	<ul style="list-style-type: none"> <li>• ST3 Hull™</li> <li>• Launch control</li> <li>• Ergolock two-piece racing seat</li> <li>• Tilt steering</li> <li>• Full-length angled footwell wedges</li> <li>• X-sponsons</li> <li>• Polished impeller</li> <li>• <b>Tech Package:</b> BRP Audio – Premium System, full-colour 7.8" wide display and USB port</li> <li><b>WHAT'S NEW</b></li> <li>• ROTAX® 1630 ACE™ – 325 engine</li> </ul>	<ul style="list-style-type: none"> <li>• Rotax® 1630 ACE™ – 230</li> <li>• GTI™ Hull</li> <li>• BRP Audio – Premium System (optional)</li> <li>• Variable Trim System (VTS™)</li> <li>• Large front storage</li> <li>• Watertight phone compartment</li> <li>• LinQ® attachment system</li> </ul>	<ul style="list-style-type: none"> <li>• GTI™ Hull</li> <li>• BRP Audio – Premium System (optional)</li> <li>• Variable Trim System (VTS™)</li> <li>• Large front storage</li> <li>• Watertight phone compartment</li> <li>• LinQ® attachment system</li> <li><b>WHAT'S NEW</b></li> <li>• ROTAX® 1630 ACE™ – 300 engine</li> <li>• Ergolock™ two-piece racing seat</li> <li>• Low-rise handlebars</li> <li>• Full-length angled footwell wedges</li> </ul>	<ul style="list-style-type: none"> <li>• Rotax® 1630 ACE™ – 230</li> <li>• ST3 Hull™</li> <li>• <b>Tech Package:</b> BRP Audio – Premium System, full-colour 7.8" wide display and USB port</li> <li>• iDF – Intelligent Debris-Free Pump System</li> <li>• iBR® – Intelligent Brake &amp; Reverse</li> <li>• Watertight phone compartment</li> <li>• Direct-access front storage</li> <li>• Boarding ladder</li> <li>• <b>Wake Package:</b> LinQ® retractable ski pylon, speed-based ski mode, removable wakeboard rack, Wake graphics</li> </ul>
---	--	---	---	--

### TECHNICAL SPECIFICATIONS

<ul style="list-style-type: none"> <li>• Capacity: 2</li> <li>• Rotax engine: 1630 ACE™</li> <li>• Horsepower: 325 hp</li> <li>• Hull: T3-R™ hull</li> <li>• Material: Fibreglass</li> </ul>	<ul style="list-style-type: none"> <li>• Capacity: 3</li> <li>• Rotax engine: 1630 ACE™</li> <li>• Horsepower: 325 hp</li> <li>• Hull: ST3 hull™</li> <li>• Material: Fibreglass</li> </ul>	<ul style="list-style-type: none"> <li>• Capacity: 3</li> <li>• Rotax engine: 1630 ACE™</li> <li>• Horsepower: 230 hp</li> <li>• Hull: GTI™ hull</li> <li>• Material: Polytec™</li> </ul>	<ul style="list-style-type: none"> <li>• Capacity: 3</li> <li>• Rotax engine: 1630 ACE™</li> <li>• Horsepower: 300 hp</li> <li>• Hull: GTI™ hull</li> <li>• Material: Polytec™</li> </ul>	<ul style="list-style-type: none"> <li>• Capacity: 3</li> <li>• Rotax engine: 1630 ACE™</li> <li>• Horsepower: 230 hp</li> <li>• Hull: ST3 hull™</li> <li>• Material: Fibreglass</li> </ul>
--	---	---	---	---



## Sport Fishing

## Adventure

### 2023 FISHPRO™ SCOUT 130

Accessible, versatile and all-around fun.



White and Gulfstream Blue

### FISHPRO™ SPORT 170

The original game changer. Find yourself a new perspective on sport fishing.



White and Gulfstream Blue

### FISHPRO™ TROPHY 170

The most advanced sport fishing personal watercraft on the water.



Shark Grey and Orange Crush

### EXPLORER PRO® 170/230

The ultimate companion for any adventure.



Iceland Grey

## KEY FEATURES

- Rotax® 1630 ACE™ – 130
- GTI™ Hull
- iDF – Intelligent Debris-Free Pump System
- Garmin® 6" GPS and fish finder
- Trolling mode (slow mode)
- 3 fishing rod holders
- LinQ® fishing cooler (13.5 US gal/51 L)
- 2 LinQ front supports
- Cup holder
- Front storage lid organiser

- Rotax® 1630 ACE™ – 170
- ST3 Hull™
- iDF – Intelligent Debris-Free Pump System
- Garmin® 7" GPS & fish finder
- BRP Audio – Premium System (optional)
- 5 fishing rod holders
- Rear deck extension with LinQ®
- LinQ fishing cooler (13.5 US gal/51 L)
- Angled gunwale footrests
- Direct-access front storage with bin organiser

- Rotax® 1630 ACE™ – 170
- ST3 Hull™
- iDF – Intelligent Debris-Free Pump System
- Garmin® 7" touchscreen GPS and fish finder
- Advanced battery system
- Modular swivel seat
- Rear deck extension with LinQ®
- Quick-connect livewell
- LinQ fishing cooler (13.5 US gal/51 L)
- Anchoring system
- Tech Package: BRP Audio – Premium System, full-colour 7.8" wide display and USB port

- Rotax® 1630 ACE™ – 170/230
- ST3 Hull™
- Tech Package: BRP Audio – Premium System, full-colour 7.8" wide display and USB port
- iDF – Intelligent Debris-Free Pump System
- Garmin® 7" touchscreen GPS and fish finder
- Touring windshield
- Heavy-duty front bumper
- Adjustable handlebar riser
- Explorer touring seat and knee pads
- Gunwale footrests
- LinQ® Multi Cargo Rack
- LinQ Explorer Bag
- **WHAT'S NEW**
- Rotax® 1630 ACE™ – 230 engine available

## TECHNICAL SPECIFICATIONS

- Capacity: 3
- Rotax engine: 1630 ACE™
- Horsepower: 130 hp
- Hull: GTI™ hull
- Material: Polytec™

- Capacity: 3
- Rotax engine: 1630 ACE™
- Horsepower: 170 hp
- Hull: ST3 hull™
- Material: Fibreglass

- Capacity: 3
- Rotax engine: 1630 ACE™
- Horsepower: 170 hp
- Hull: ST3 hull™
- Material: Fibreglass

- Capacity: 3
- Rotax engine: 1630 ACE™
- Horsepower: 170 hp
- Hull: ST3 hull™
- Material: Fibreglass

- Capacity: 3
- Rotax engine: 1630 ACE™
- Horsepower: 230 hp
- Hull: ST3 hull™
- Material: Fibreglass

# Comparative Chart



## Switch Cruise

**21 FEET 230**

Taking your on-water journey with friends and family to a new level of comfort and convenience.

8 PERSON CAPACITY



● Marine Blue

### KEY FEATURES

- Cruise control
- Dedicated anchor storage
- iBR (brake and reverse system)
- Modular deck

#### ADDED COMFORT AND CONVENIENCE

- Extra seating and storage
- Driver seat with bolster
- Stern lounge
- Switch bimini top
- Deck mats
- Full swim platform with LinQ® attachment points
- BRP Audio System
- iDF – Intelligent Debris-Free System
- RF D.E.S.S.™ key\*\*
- Clear-view side panels
- 4 corner tables
- 1 adjustable table
- Wind deflector
- Glove box with dual USB port
- 12 V outlet

### TECHNICAL SPECIFICATIONS

- Rotax engine:  
1630 ACE™
- Horsepower: 230 hp
- Hull: Tri-Hull
- Trailer: Galvanised trailer with brakes

# PWC Accessories



# PWC Accessories

- 45 Essential Bundles
- 46 Lifestyle Bundles
- 48 LinQ Accessories
- 53 Bags and Storage
- 55 Watersport Accessories
- 56 Step and Ladders
- 56 Controls and Grips
- 58 Tech Accessories
- 59 Electronics and Electricals
- 63 Body Accessories
- 65 Docking
- 67 Riding Essentials
- 68 Covers



## **Sea-Doo Accessories limited warranty\***

### **1-Year on BRP Accessories**

\*Purchased at an authorised BRP dealership/distributor or on a BRP-authorised online store. Unless otherwise stipulated or required by law. Other exclusions may apply. See complete limited warranty or contact your authorised Sea-Doo dealer. This limited warranty does not apply to factory-installed accessories.



# Essential Bundles



## STARTER

SKU	NAME	PAGE
295100330	Safety Equipment Kit	p. 67
295100570	Registration Kit – Black	p. 67
295101014	Cover	p. 68
285998	Airflow PFD	p. 128
286808	Neoprene Shorts	p. 118

## ADVANCED

SKU	NAME	PAGE
278003401	RF Programmable D.E.S.S.™ Key	p. 61
295100418	Snap-in Fenders	p. 65
295100944	Snap-in Fenders Installation Kit	p. 65
295100750	Folding Anchor	p. 66
295100851	Dock Tie	p. 66
295100901	All-Climate Storage Cover	p. 68
454665	Long Sleeve Rashguard Performance	p. 121
454478	Adventure Wide Brim Hat	p. 126

## PEAK

SKU	NAME	PAGE
295100814	Removable Storage Bin Organiser	p. 53
295100965	Sea-Doo 3.7 US Gal (14 L) Cooler Bag	p. 53
269502121	Dry Bag 2.6 US Gal (10 L)	p. 54
295100862	Lid Organiser	p. 54

Note that the price does not include installation requirements and that part numbers may vary depending on vehicle model.

# Lifestyle Bundles



WATERSPORTS	SKU	NAME	PAGE
	715007112	LinQ 5 US Gal (20 L) Modular Cargo Box	p. 48
	295100909	LinQ Retractable Ski Pylon	p. 55
	295100838	Wakeboard Rack	p. 55
	295100662	Shock Tube	p. 55
	295100869	Boarding Ladder	p. 56



PERFORMANCE	SKU	NAME	PAGE
	295100950	LinQ 3.8 US Gal (14.5 L) Stackable Fuel Caddy	p. 48
	295101204	Handlebar with Adjustable Riser	p. 56
	295100875	Floorboard Wedges	p. 63
	295100810	Ergolock Knee Pads	p. 63
	295100847	Pro-Series Sponson Kit	p. 73
	295100845	Top-Loader Intake Grate	p. 73
	295100846	Pump Seal Kit	p. 73

Note that the price does not include installation requirements and that part numbers may vary depending on vehicle model.



## FISHING

SKU	NAME	PAGE
715005494	LinQ 2.6 US Gal (10 L) Modular Cargo Box	p. 48
219401110	Thermal Insert for LinQ 2.6 US Gal (10 L) Modular Cargo Box	p. 48
269801151	LinQ 13.5 US Gal (51 L) Cooler	p. 50
295101033	LinQ 13.5 US Gal (51 L) Cooler Extension	p. 50
830201283	Knife/Plier Holder with Gaff Clip	p. 51
830201285	Gaff/Pole Holder Clips - Single	p. 51
295100795	LinQ Rod Holder	p. 51
295100948	LinQ Front Support (LH)	p. 52
295100949	LinQ Front Support (RH)	p. 52
295100935	LinQ Cup Holder	p. 52
295101057	Garmin <sup>1</sup> ECHOMAP™ UHD 72sv GPS	p. 59
295100972	Fish Finder and Depth Finder Garmin <sup>1</sup> GT15M-IH Transducer	p. 59
295100991	Secondary Battery Harness Kit	p. 60
295100793	Angled Gunwale Footrests	p. 63

## ADVENTURE

SKU	NAME	PAGE
295100950	LinQ 3.8 US Gal (14.5 L) Stackable Fuel Caddy	p. 48
715005494	LinQ 2.6 US Gal (10 L) Modular Cargo Box	p. 48
715007112	LinQ 5 US Gal (20 L) Modular Cargo Box	p. 48
219401110	Thermal Insert for LinQ 2.6 US Gal (10 L) Modular Cargo Box	p. 48
715008110	LinQ 10.6 US Gal (40 L) Roll-Top Bag	p. 49
295101015	LinQ Multi Cargo Rack	p. 49
295100698	LinQ 4.2 US Gal (16 L) Cooler	p. 50
295100948	LinQ Front Support (LH)	p. 52
295100949	LinQ Front Support (RH)	p. 52
295101034	LinQ Base Installation Kit	p. 52
860202478	LinQ Lock - Pack of 2 with 4 keys	p. 52
295100935	LinQ Cup Holder	p. 52
295101009	LinQ Base Installation Kit	p. 53
295100835	Storage Bin Organiser	p. 54
295100812	Heated Grips	p. 57
295100711	BRP Audio-Premium System	p. 59

Note that the price does not include installation requirements and that part numbers may vary depending on vehicle model.

# LinQ Accessories



## LinQ 3.8 US Gal (14.5 L) Stackable Fuel Caddy



Models with LinQ Base Kit

295100950

- Quick, easy and secure with the LinQ accessory system.
- Spill-free spout designed for easy pouring.
- 3.8 US gal (14.5 L) capacity.
- Allows for added storage by stacking LinQ 10.6 US gal (40 L) Roll-Top Bag (715008110).

- Marinated for saltwater use.
- Dimensions: 13" L x 19" W x 9" H.

*Notes: LinQ Base Installation Kit is required to install LinQ accessories when not standard on the watercraft. Fuel caddies cannot be stacked. Stacking LinQ Roll-Top Bag requires LinQ Base Installation Kit (295101009).*

## LinQ Fuel Caddy Replacement Rubber Cap



LinQ 3.8 US Gal (14.5 L) Stackable Fuel Caddy

295100791

## LinQ Fuel Caddy Replacement Cap and Nozzle



LinQ 3.8 US Gal (14.5 L) Stackable Fuel Caddy

860202529

- Not compatible with LinQ 5 US Gal (20 L) Fuel Caddy (715007822).

## **NEW** LinQ 5 US Gal (20 L) Fuel Caddy



Models with LinQ Base Kit

715007822

- Quick, easy and secure LinQ system installation.
- Spill-free spout for easy use.
- 5 US gal (20 L) capacity.
- Meets new Flame Mitigation Device (FMD) standard.
- Dimensions: 12" L x 19" W x 12" H.

*Notes: LinQ Base Installation Kit is required to install LinQ accessories when not standard on the watercraft.*

## LinQ 2.6 US Gal (10 L) Modular Cargo Box



Models with LinQ Base Kit

715005494

- 2.6 US gal (10 L) of hard-sided modular cargo capacity.
- Dimensions: 19" L x 12½" W x 5" H.
- Heavy-duty construction with weather-resistant sealed lid.
- Stackable with an additional LinQ Modular Box (715005494, 715007112) or Roll-Top Bag for expanded storage.

- Requires LinQ Base Installation Kit (295101009) to stack boxes or bag.

*Note: LinQ Base Installation Kit is required to install LinQ accessories when not standard on the watercraft.*

## Thermal Insert for LinQ 2.6 US Gal (10 L) Modular Cargo Box



- Insulated liner.
- Fits very well in the LinQ 2.6 US gal (10 L) Modular Cargo Box.
- Can contain seven 355 ml cans.
- Keeps ice cold for one day.
- Interior dimensions: 9" L x 17" W x 2½" H.

219401110

## LinQ 5 US Gal (20 L) Modular Cargo Box



Models with LinQ Base Kit

715007112

- 5.2 US gal (20 L) of hard-sided modular storage capacity.
- Heavy-duty construction with weather-resistant sealed lid.
- Additional LinQ Modular Box (715005494) can be stacked on top for the ideal storage solution.

- Requires LinQ Base Installation Kit (295101009) to stack boxes or bag.

*Note: LinQ Base Installation Kit is required to install LinQ accessories when not standard on the watercraft.*



**LinQ 7.8 US Gal (30 L) Modular Cargo Box**



Models with LinQ Base Kit

**715006830**

- 7.8 US gal (30 L) of hard-sided modular storage capacity.
- Heavy-duty construction with weather-resistant sealed lid.

*Note: LinQ Base Installation Kit is required to install LinQ accessories when not standard on the watercraft.*

**LinQ 10.6 US Gal (40 L) Roll-Top Bag**



Models with LinQ Base Kit

**715008110**

- Fully waterproof roll-top design secures gear tightly.
- 10.6 US gal (40 L) of adjustable capacity.
- Heavy-duty rigid plastic base.
- Foam-lined bottom for additional protection.

- Integrated handle for easy transportation on/off the vehicle.
- Equipped with Marineised LinQ Hardware Kit.
- Dimensions: 14" L x 19" W x adjustable H.

*Note: LinQ Base Installation Kit is required to install LinQ accessories when not standard on the watercraft.*

**LinQ 5 US Gal (20 L) Seat Bag**



GTI, GTI SE, GTX, GTX Limited, Explorer Pro, GTR, GTR-X, RXT-X, RXP-X, Wake, Wake Pro, FishPro Scout, FishPro Sport, FishPro Trophy

**295101073**

- 5 US gal (20 L) of UV-resistant storage.
- Smartly secures behind the passenger seat to maximise rear deck space.
- Installs in seconds with toolless LinQ accessory system.

- Two-pocket primary organization compartments with three zippered openings.
- External side pocket for fast access to small necessities.
- Not compatible with LinQ Multi Cargo Rack.

**LinQ 26 US Gal (100 L) Explorer Bag**



Vehicle equipped with LinQ Multi Cargo Rack

**295101016**

- 26 US gal (100 L) of watertight storage.
- Installs in seconds with toolless LinQ accessory system.
- Dedicated boating essentials compartment for registration, license, insurance and more.
- Exclusive D.E.S.S. key storage.
- External quick-access pocket for small items like keys and wallets.

- Turns into a backpack when you get off your machine.
- Collapsible if not fully packed with straps on both sides.
- Requires LinQ Multi Cargo Rack for installation.
- Standard on Explorer Pro.
- Dimensions: 26" L x 18" W x 14" H.

**LinQ Multi Cargo Rack**



GTX, RXT-X, Wake Pro (2018 and up) / GTI, GTI SE, GTR, GTR-X, Wake (2020 and up) / RXP-X (2021 and up) / FishPro Scout, FishPro Sport

**295101015**

- Adds up to three times the available LinQ accessory position to your watercraft.
- Enables multiple LinQ accessory configurations.
- Provides a larger lounging area or casting platform and easier reboarding.
- Uses equipped LinQ attachment system for quick and easy installation.

- Two LinQ Base Installation Kits included. Additional base installation kits sold separately (295101034).
- Standard on Explorer Pro.
- Requires specific hardware for installation on certain models. Must be installed by authorised BRP dealer.
- Not compatible with LinQ 13.5 US gal (51 L) Cooler (Double Latch).

**Rear Deck Extension with LinQ**



GTX, GTX Limited, RXT-X, Wake Pro

**295101026**

- Extends the fun an extra 11.5" off the stern and allows for additional storage configurations.
- Includes six LinQ attachment points to allow for easy LinQ accessory installation and stowing out of the way when not in use.

- Three possible configurations: middle, left and/or right.
- Adds easier access to the water for swimming and watersports or more space for boarding, lounging, fishing and more.
- Compatible with the Ladder.

**LinQ 4.2 US Gal (16 L) Cooler**

Models with LinQ Base Kit

**295100698**



- Secure, easily installed LinQ-mounted cooler.
- Rotomolded construction for exceptional rigidity and durability.
- Sealed lid for airtight, weather tight closure.
- Heavy-duty T-handle latches resistant to marine environments.

- Marine hardware suited for saltwater applications.
- Can contain twenty 355 ml cans.
- Keeps ice cold for three days.
- Exterior dimensions: 13" L x 20" W x 10" H.
- Interior dimensions: 9" L x 17" W x 7" H.

*Notes: Cannot be mounted on the LinQ Stackable Fuel Caddy. LinQ Base Installation Kit is required to install LinQ accessories when not standard on the watercraft.*

**NEW LinQ 11.4 US Gal (43 L) Cooler**

RXT, RXT-X, GTX and Wake Pro (2018 and up) / GTI, GTI SE, GTR, GTR-X and Wake 170 (2020 and up) / RXP-X (2021 and up) / All FishPro models (2019 and up) / Explorer Pro

**715009276**



- Versatile LinQ 16" configuration fits many vehicles.
- High-quality injection molding impact resistant polypropylene outer shell for exceptional durability.
- High-quality insulation for optimal ice retention.
- Thicker insulation on bottom to isolate vehicle heat.
- 11.4 US gal (43 L) capacity.
- LinQ-mounted for fast, easy and secure storage.
- Locks in place with only a quarter turn.
- Rigid handles make transportation easy.

- Horizontal locking handles allow installation of LinQ Lite accessories.
- Dry-basket included to protect items.
- Drain plug at the bottom to evacuate water.
- New ergonomic and secure latch system offers excellent sealing.
- Weighs 11 kg empty.
- Exterior dimensions: 29" L x 17" W x 14" H
- Interior dimensions: 23½" L x 13" W x 9" H
- Possible to lock the cooler with a padlock.

**LinQ 13.5 US Gal (51 L) Cooler (Double Latch)**

RXT, RXT-X, GTX, GTX Limited, Wake Pro (2018 and up) / RXP-X (2021 and up) / GTI, GTI SE, GTR, GTR-X, Wake (2020 and up) / Explorer Pro

**269801151**



- 13.5 US gal (51 L) of insulated, water-resistant capacity.
- Exceptionally rigid and highly durable with premium-quality foam insulation for optimal ice retention.
- Sealed cover keeps the heat and water out.
- Heavy-duty external storage pocket adds extra room for non-cooled essentials like utensils, tackle and more.
- Top features recessed workspace with anti-slip surface ideal for baiting hooks, and includes fish ruler molded into the top for quickly measuring your catch.
- Two drain plugs for easy drainage.
- T-handle heavy-duty latches are durable and resistant to marine environments including salt water.

- Pre-molded slots for easy installation of rod holders or cup holders on each side.
- Angled trolling slots for the perfect multi-rod trolling setup where regulations allow.
- LinQ 13.5 US gal (51 L) Cooler Extension (295101033) can be added on top for more storage.
- Can contain seventy-two 355 ml cans.
- Keeps ice cold for three days.
- Exterior dimensions: 19" L x 31½" W x 16½" H.
- Interior dimensions: 11½" L x 26" W x 11" H.

*Note: LinQ Locking Anchor Base Kit (295100858) is required for installation on 2018 models and on some 2019 models. If your watercraft is not equipped with a ladder, adding one for easy reboarding is recommended. Cooler does not fit with LinQ Ski Pylon when in forward position.*

**LinQ 13.5 US Gal (51 L) Cooler Extension (Double Latch)**

LinQ 13.5 US gal (51 L) Cooler (Double Latch) (269801151)

**295101033**



- Add 5.3 US gal (20 L) of extra storage to your existing 13.5 US gal (51 L) cooler.
- Fully insulated and easy to install.
- Ideal, e.g., for separating your lunch from your catch or a separate tackle box.

- Requires LinQ 13.5 US gal (51 L) Cooler (Double Latch) (269801151) for installation.
- Can contain thirty-six 355 ml cans.
- Keeps ice cold for three days.
- Exterior dimensions: 19" L x 31½" W x 6½" H.
- Interior dimensions: 11½" L x 26" W x 5" H.

Knife/Plier Holder with Gaff Clip

830201283



- Conveniently stores your knife, scissors, pliers in a safe and organised manner.
  - Unique clip design that provides constant pressure to the inserted knife blade, it will not bounce out.
  - Comes screwed with 6mm black backing plate to assist in mounting locations.
- Notes: Mounting hardware is not supplied, you will need fixings to suit the material to be mounted on.*

Gaff/Pole Holder Clips - Single

830201285



- Designed for easy access and removal
- Fully integrated with the LinQ 51L Cooler holding the gaff securely in place
- Sturdy construction with marine grade shock cord to hold gaff in place

Gaff/Pole Holder Clips - Pair

830201284



- Designed for easy access and removal
- Fully integrated with the LinQ 51L Cooler holding the gaff securely in place
- Sturdy construction with marine grade shock cord to hold gaff in place

2-Spool Leader Holder

830201287



- Fishing line leader holder for 1 or 2 reels.
- Compact easy load system; a must-have for quick easy re-rig when the pressure is on.

*NOTE: mounting hardware is not supplied, you will need fixings to suit the material to be mounted on.*

Tackle Tray Storage with Pair Gaff Holder Clips

830201286



- Designed for easy access and removal
- Maximises space utilisation
- Designed to fit popular tackle tray brands
- Sturdy construction Marine grade shock cord to secure tackle trays

LinQ Rod Holder

Fits LinQ Front Supports and LinQ 13.5 US gal (51 L) Coolers

295100795



- Perfect to safely transport your fishing rods to your favorite fishing spots or for trolling.
- Features quick attachment system with release lever for easy installation onto/removal from any of the 30 different positions on the LinQ 13.5 US gal (51 L) Cooler or in front of some vehicles using the LinQ Front Supports.
- Firmly holds fishing rod using a molded rubber cap specifically designed to quickly secure or remove the fishing rod using the reel arm.

**NEW** LinQ Lite Action Camera Holder

Spark (2024)

**295101139**

- LinQ Lite attachment system for cameras.
- Provides great vantage points to capture photos and videos.
- Designed to hold devices securely.
- Fast, easy attachment and removal.
- Offers 360-angle positioning for perfect filming and taking photos.

## LinQ Front Support

RXT, RXT-X, GTX, Wake Pro (2018 and up), FishPro (2019-2021), Explorer Pro, FishPro Sport, FishPro Trophy

**295100948** Left side**295100949** Right side

- Enables the installation of front-mounted LinQ Rod Holder (295100795) or LinQ Cup Holder (295100935) (sold separately).
- Allows for easy access to beverages or rod during trolling without impeding the driver.

## LinQ Front Support

GTI, GTI SE, GTR, GTR-X, Wake (2020 and up), FishPro Scout

**295101039** Left side**295101040** Right side

- Enables the installation of front-mounted LinQ Rod Holder (295100795) or LinQ Cup Holder (295100935) (sold separately).
- Allows for easy access to beverages or rod during trolling without impeding the driver.

## LinQ Cup Holder

Spark (2024)

Fits LinQ Front Supports and LinQ 13.5 US gal (51 L) Cooler

**715007804****295100935**

(295100935 illustrated)

- Cup holder fits most beverage containers thanks to flexible fins that adjust to size of beverage.
- Toolless installation.

## LinQ Lock

Retrofits most LinQ accessories

**860201968** Pack of 1 with 2 keys**860202478** Pack of 2 with 4 keys

- Simple way to securely lock most LinQ accessories to your watercraft.
- Lock cover protects lock from the elements.
- Corrosion resistant.
- Not compatible with LinQ 4.2 US gal (16 L) Cooler, LinQ Retractable Ski Pylon and LinQ Box.

## LinQ Base Installation Kit

GTI, GTS, GTR (2011-2019) / GTR-X (2017-2019) / RXP (2012-2020)  
GTX (2016-2017) / RXT-X (2016-2017)**295100803****295100842**

(295100803 illustrated)

- Allows you to install LinQ mounted accessories on your Sea-Doo watercraft to extend cargo options and journey opportunities.
- Allows the installation of LinQ accessories to the back of your watercraft.
- Not compatible with the LinQ 13.5 US gal (51 L) Cooler.
- Includes two LinQ bases and hardware.
- If your watercraft is not equipped with a ladder, adding one for easy reboarding is recommended.

*Note: Not compatible with rear Speed Tie.*

## LinQ Base Installation Kit

Spark for 2 (2014-2023)  
Spark for 3 (2014-2023)**295100883****295100802**

(295100883 illustrated)

- Allows you to install LinQ mounted accessories on your Sea-Doo watercraft to extend cargo options and journey opportunities.
- Allows the installation of LinQ accessories to the back of your watercraft.
- Not compatible with the LinQ 13.5 US gal (51 L) Cooler.
- Includes two LinQ bases and hardware.
- If your watercraft is not equipped with a ladder, adding one for easy reboarding is recommended.

*\*Not compatible with the Tow Pro (295100605).*


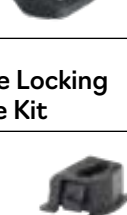

## LinQ Base Installation Kit

Fits LinQ 3.8 gal (14.5 L) Stackable Fuel Caddy

**295101009**

- LinQ Base Kit allows select Sea-Doo LinQ accessories to be stacked on top of the LinQ 3.8 US gal (14.5 L) Stackable Fuel Caddy (295100950).

- Includes two LinQ bases and marinised hardware for quick installation.

<b>LinQ Base Installation Kit</b> 	Fits LinQ Multi Cargo Rack	<b>295101034</b> <ul style="list-style-type: none"> <li>LinQ Base Kit allows use of up to three Sea-Doo LinQ accessories simultaneously on the LinQ Multi Cargo Rack.</li> <li>Includes two LinQ bases and marinised hardware for quick installation.</li> </ul>
<b>LinQ Update Locking Anchor Base Kit</b> 	RXT, RXT-X, GTX, GTX Limited and Wake Pro (2018 and some 2019)	<b>295100858</b> <ul style="list-style-type: none"> <li>LinQ bases with locking system for staying in the "up" position while installing LinQ accessories.</li> <li>Required on 2018 models and some 2019 models, to install the LinQ 13.5 gal (51 L) Cooler.</li> <li>Replaces standard LinQ bases.</li> <li>Standard on all vehicles with LinQ (from factory) 2020 and up.</li> </ul>
<b>Marinised LinQ Hardware Kit</b> 		<b>295100751</b> <ul style="list-style-type: none"> <li>Essential upgrade for LinQ Bags when used on watercraft in saltwater.</li> <li>Includes stainless steel LinQ hardware to render your LinQ fully corrosion proof.</li> <li>Quick and easy installation.</li> <li>Not required for installation of the LinQ Coolers, LinQ Roll-Top Bag and LinQ Box.</li> </ul>

## Bags and Storage



<b>Sea-Doo 3.7 US Gal (14 L) Cooler Bag</b> 	GTI, GTI SE, GTR, GTR-X, Wake 170 (2020 and up) / GTX, GTX Limited, RXT-X, Wake Pro (2018 and up) / All FishPro models (2019 and up), Explorer Pro	<b>295100965</b> <ul style="list-style-type: none"> <li>3.7 US gal (14 L) of thermal insulated soft-sided storage.</li> <li>Waterproof sealed construction.</li> <li>Magnetic top opening for quick access and sure seal when closed.</li> <li>Robust outer material for durability with a modern look.</li> <li>Carry handles and removable straps for easy transportation to and from the water.</li> <li>Outside identification pocket.</li> <li>Can contain sixteen 355 ml cans.</li> <li>Keeps ice cold for two days.</li> <li>Exterior dimensions: 13" L x 12¼" W x 9" H.</li> <li>Interior dimensions: 11" L x 12" W x 7" H.</li> </ul>
<b>LinQ 10.6 US Gal (40 L) Urban Bag</b> 	Models with LinQ Base Kit	<b>219401026</b> <ul style="list-style-type: none"> <li>Versatile LinQ storage solution with up to 10.6 US gal (40 L) of added capacity.</li> <li>Heavy-duty construction with high-quality zippers and water resistant outer shell.</li> <li>Easy-access large roll-top opening.</li> <li>Reversible integrated flap with water-resistant storage.</li> <li>Integrated vehicle key holder.</li> <li>Waterproof removable liner with integrated pocket and laptop storage.</li> <li>Backpack Option includes adjustable, removable shoulder system, ergo-fitted back padding and lightweight shoulder system design.</li> <li>Dimensions: 23" L x 14½" W x adjustable H.</li> </ul>
<b>Removable Storage Bin Organiser</b> 	RXT, RXT-X, GTX, Wake Pro (2018 and up) / FishPro (2019-2021), Explorer Pro, FishPro Sport, FishPro Trophy GTI, GTI SE, GTR, GTR-X and Wake 170 (2020 and up) / RXP-X (2021 and up) / FishPro Scout	<b>295100732</b> <b>295100814</b> <ul style="list-style-type: none"> <li>Breathable front bin organiser made from high-quality premium-coated synthetic mesh.</li> <li>Perfect for storing wet clothes away from the rest of your gear or to transport gear to/from the watercraft.</li> <li>Carrying handle and easy storage on or off the watercraft.</li> <li>Quick-attach fasteners to secure the bag in place inside the storage bin.</li> <li>Designed to be installed with the Storage Bin Organiser (295100835) for a complete set-up (295100732 only).</li> </ul>

<p><b>Storage Bin Organiser</b></p>	<p>RXT, RXT-X, GTX, Wake Pro (2018 and up) / FishPro (2019-2021), Explorer Pro, FishPro Sport, FishPro Trophy</p>	<p><b>295100835</b></p>
	<ul style="list-style-type: none"> <li>• Leave-in breathable premium-coated synthetic mesh organiser.</li> <li>• Perfect for safely storing and organizing smaller valuables.</li> </ul>	<ul style="list-style-type: none"> <li>• Designed to be installed in conjunction with the Removable Storage Bin Organiser for a complete set-up (295100732).</li> <li>• Standard on GTX Limited models (2018 and up).</li> </ul>
<p><b>Lid Organiser</b></p>	<p>GTI, GTI SE, GTR, GTR-X and Wake 170 (2020 and up) / RXP-X (2021 and up) / FishPro Scout</p>	<p><b>295100862</b></p>
	<ul style="list-style-type: none"> <li>• Practically positioned in an easily accessible location in front compartment.</li> <li>• Keep your small items dry in splash-proof inner pocket.</li> </ul>	<ul style="list-style-type: none"> <li>• External mesh pocket allows you to store more items while keeping them in view.</li> <li>• 1.6 US gal (6 L) capacity.</li> </ul>
<p><b>Dry Bag 2.6 US Gal (10 L)</b></p>	<p><b>269502121</b></p>	
	<ul style="list-style-type: none"> <li>• Watertight bag.</li> <li>• Puncture-resistant PVC coated polyester fibre material.</li> </ul>	<ul style="list-style-type: none"> <li>• Reinforced bottom.</li> </ul>
<p><b>Dry Bag 6.6 US Gal (25 L)</b></p>	<p><b>269001936</b></p>	
	<ul style="list-style-type: none"> <li>• Watertight bag.</li> <li>• Puncture-resistant PVC coated polyester fibre material.</li> <li>• Reinforced bottom.</li> </ul>	<ul style="list-style-type: none"> <li>• Includes a shoulder strap.</li> <li>• 420-denier resistant polyester with TPU coating.</li> </ul>
<p><b>Front Deflector Lid Kit</b></p>	<p>Spark (2014-2023)</p>	<p><b>295100865</b></p>
	<ul style="list-style-type: none"> <li>• Made of polypropylene, this removable deflector directs water away from the driver's feet and legs for a drier ride.</li> <li>• BRP Audio-Portable System compatible.</li> </ul>	
<p><b>Front Storage Bin Kit</b></p>	<p>Spark (2014-2023)</p>	<p><b>295100864</b></p>
	<ul style="list-style-type: none"> <li>• Soft-sided design matches the contours of the Spark to maximise storage.</li> <li>• 7.4 US gal (28 L) capacity.</li> <li>• Polyurethane construction protects items from rough waves.</li> </ul>	<ul style="list-style-type: none"> <li>• Drain holes at bottom.</li> <li>• BRP Audio-Portable System compatible.</li> <li>• Front Deflector Lid Kit is included.</li> </ul>
<p><b>Front Storage Tray</b></p>	<p>RXP-X (2012-2020) / GTI and GTS (2011-2019) / GTR (2012-2019) / Wake 155 (2011-2019)</p>	<p><b>295100583*</b></p>
	<ul style="list-style-type: none"> <li>• Optimises storage space.</li> <li>• 3.2 US gal (12 L) capacity.</li> </ul>	

\*While supplies last.

# Watersport Accessories



## **NEW** Tow Point Cleat Adaptor

GTI (2020 and up), GTI SE(2020 and up), GTR (2020 and up), GTR-X (2024), RXP-X (2021 and up), RXP-X APEX, FishPro Scout (2022 and up), Wake (2020 and up), Spark

**295101217**



- Converts the standard rear eyelet into a hybrid cleat.
- Allows quick and easy attachment of looped ropes.

## Tow Pro

Spark for 3 (2014-2023)

**295100605**



- Three accessories in one – a tow pylon, spotter handle and equipment rack.
- Add more fun to pulling wakeboarders, wakeskaters and tubers thanks to higher tow point.
- Gives the spotter more confidence with ergonomic grab handles.
- Carry your board out to clear water.

- Includes a strap for conveniently stowing your tow rope.
- Not compatible with Spark for 3 LinQ Base Installation Kit (296100802).

*Note: Never use the Ski Pylon to tow an inflatable or similar toy. Always use the rear cleat.*

## LinQ Retractable Ski Pylon

RXT, RXT-X, GTX, GTX Limited (2018 and up) / GTI, GTI SE, GTR (2020 and up) / All FishPro models (2019 and up), Explorer Pro

**295100909**



- High-rise pylon keeps rope out of water for better watersport fun.
- Features built-in spotter grab handles and retracts out of the way when not in use.

- Not compatible with LinQ Multi Cargo Rack.

*Note: Never use the Ski Pylon to tow an inflatable or similar toy. Always use the rear cleat.*

## Strap Replacement Kit

**295100740**



- Replacement part for LinQ Retractable Ski Pylon.

## Wakeboard Rack

RXT, RXT-X, GTX, GTX Limited, Wake Pro (2018 and up) / GTI, GTI SE, GTR, GTR-X, Wake (2020 and up) / FishPro Scout

**295100838**



- Easy, safe onboard storage for your wakeboard.
- Convenient quick-release button for fast access.
- EVA foam cushion protects board edge while underway.
- Bungee cord with rubber pads holds board in place while preventing wear on the cord.
- Accommodates most sizes and styles of wakeboards and wakeskates.

- Sold individually, each rack holds one wakeboard.
- Standard on Wake and Wake Pro models.
- Part numbers 291003104 and 291002864 required for installation on GTI and GTS (2011-2019).
- Part numbers 291003582 and 291002864 required for installation on RXT and GTX (2010-2017).
- Not compatible with angled gunwale footrests (stock on FishPro Sport, FishPro Trophy and Explorer Pro).

## Shock Tube

**295100662**



- Protects passengers from ski rope kick-back and keeps it away from impellers.
- Durable nylon covered closed-cell foam.

## Ski Tow Eye

GTX, GTS, GTI, RXT and GTR



**291002351**



- Replaces existing U-ring for easy towing of skiers and tubes.




# Step and Ladders



<b>Boarding Step</b> 	Spark • Convenient step with knee-friendly surface. • Installs easily on the right side of a Spark and can hold up to 250 lb (113 kg). • Easily mounts on the transom and can be installed by any authorised Sea-Doo dealer in minutes.	<b>295100642</b>
<b>Boarding Ladder</b> 	RXT, RXT-X, GTX and Wake Pro (2018 and up) / GTI, GTI SE, GTR, GTR-X and Wake 170 (2020 and up) / RXP-X (2021 and up) / All FishPro models (2019 and up) GTI, GTS, GTR (2006-2019) / RXP (2006 - 2020) / RXT-X and GTX (2006-2017) • Retractable boarding step designed for your watercraft. • Makes boarding from the water much easier. • Spring-loaded platform that stays in the "up" position.	<b>295100869</b> <b>295100742</b> • Direct bolt-on installation, thanks to integrated mounting points on the watercraft.

# Controls and Grips



<b>Handlebar with Adjustable Riser</b> 	Spark • The one-of-a-kind handlebar with adjustable riser gives you more leverage to easily maneuver the Spark and customise your experience to your personal riding style. • Quickly adjust steering to a variety of heights – use the lower position for cruising/sit-down riding, or extend to maximum height in seconds for stand-up riding. • Adjustable length of 1.6" to 4" (42.5 mm to 103.5 mm). • Just flip the lever to make the adjustment, no tools required.	<b>295101204</b> Part numbers you will also need for installation: Spark without iBR* - 2016 and prior: 278003491, 295100702 - 2017 and up: 278003491 Spark with iBR - 2016 and prior: 278003490, 295100702 - 2017: 278003490 - 2018 to 2023: 278003823 *Intelligent Brake and Reverse (iBR).
<b>Adjustable Riser</b> 	RXP-X (2021 and up), GTR-X • Replaces stock fixed extrusion to allow vertical adjustment length of +5/8" to 35/8" (+16 mm to 92 mm) from stock. • Ergonomically better in stand-up riding position. • Includes all hardware required for installation.	<b>295101203</b>
<b>Step Wedges</b> 	Spark (2014-2023) • Provide more stability and confidence in different tail stand riding positions.	<b>295100705</b> • Rear footrest with a 45-degree slope to enable you to stand upright on your watercraft when performing tail stands and ultimately expand your range of possibilities by making it easier to pull off even more tricks.



## Extended Range Variable Trim System (VTS)

(Not illustrated)

Spark with iBR (2017-2022 – full extended range), (2016 and prior – stock range)

**295100704**

- This Sea-Doo exclusive accessory lets you exaggerate how high you can raise the nose or how deep you can bury it in the water.
- The extended range VTS doubles the range of adjustment compared to our current standard VTS.
- Adjustments are instantaneous thanks to the quick activation switch mounted on the handlebar to allow fine tuning of the watercraft trim angle while riding.
- Simple plug-in connection, and includes switch, cap and hardware necessary for installation.
- Standard on Spark Trixx.

## Wiring Harness



Spark with iBR (2017 and prior)

**278003490**

Spark with iBR (2018-2023)

**278003823**

Spark without iBR (2023 and prior)

**278003491**

- Required in order to install the Handlebar with Adjustable Riser (295101204) and/or RF D.E.S.S. Key (295100945).
- Works for either accessory or when using both at the same time, so no need to buy a second harness.

## Handlebar



GTR-X (2016-2019) / RXP-X (2016 and up) / Spark with Adjustable Riser

● **277002069** Neon Yellow

● **277002173** Dragon Red

○ **277002172** White

● **277002123** Jungle Green

● **277002139** Millenium Yellow

● **277002161** Manta Green

- 7/8" (22 mm) coloured stainless steel handlebar.

## Heated Grips



RXT, RXT-X, GTX, GTX Limited, Wake Pro (2018 and up) / RXP-X (2021 and up) / GTI, GTI SE, GTR, GTR-X, Wake (2020 and up) / All FishPro models (2019 and up)  
Heated grip harness required to install on other vehicles

**295100812**

- Heated grips with integrated button on the left grip.
- Five levels of heat.
- Slip on to replace existing grips.
- Sea-Doo's renowned integrated palm rest design.
- Use with Wind Deflectors for Handlebar (295100762) for maximum performance.
- Harness (278003684) is needed if installed with audio system or with GARMIN ECHOMAP™ UHD 72sv or 62cv GPS.

## Heated Grips Harness



Needed for installation on some vehicles: GTX, RXT, Wake Pro (2011-2017) / GTI, GTS, GTR, Wake (2011-2019) / GTR-X (2018-2019) / RXP-X (2018-2020) / Spark

**295100906**

## Handgrips Kit



Fits all watercraft (2000 and up) except Spark (2015 and prior)

● **295500976** Blue/Black · Pairs

● **295500979** Red/Black · Pairs

● **295500981** Yellow/Black · Pairs

● **295500977** Slate Grey/Black · Pairs

● **277001336** Slate Grey/Black · Sold individually

- Better control and comfort using dual density rubber design.

<b>Handlegrip with Palm Rest</b>	GXT, RXT, RXT-X and Wake Pro (2010 and up) / GTI, GTS and Wake (2011 and up) / GTR, GTR-X (2012 and up) / RXP-X (2012 and up) / Spark (2014 and up) / All FishPro models	● <b>277001946</b> Black · Right
		● <b>277002014</b> Red · Right
		● <b>277001958</b> Black · Left
		● <b>277002015</b> Red · Left



- Designed and profiled to deliver a much firmer grip with less effort, allowing you greater control and comfort on longer rides, minus the hand fatigue.
- Sold individually.

<b>Performance Handlegrip</b>	Fits all watercraft (2000 and up) except Spark (2015 and prior)	<b>277002286</b>
-------------------------------	---	------------------



- Race-inspired rounded design for superior comfort.
- Designed for more surface contact with the handlebars for awesome confidence when riding aggressively.
- Sold individually.

## Tech Accessories

<b>BRP Audio-Portable System</b>	Spark (2014-2023)	<b>295101042</b>
----------------------------------	-------------------	------------------



- 50 W audio system with Bluetooth<sup>†</sup> connectivity.
- Fully submersible and removable, can be used on and off the watercraft.
- Front mounted and positioned toward driver for maximum sound clarity.
- Control pad on the speaker for volume and song adjustment.
- Powered with a rechargeable lithium battery that offers 24 hr of autonomy.
- Support base with quick-attach system is required (295101051).
- Needed if installed in front of the Spark: Front Deflector Replacement Lid (295100870) is required when installing the sound system on 2018 and prior models with iBR and Convenience Package or when the Front Storage Bin Kit (295100864) or the Front Deflector Lid Kit (295100865) is installed.
- Adjustable Riser Retrofit Kit (295100702) is required to install on Spark (2016 and prior).

<b>BRP Audio-Portable System Support Base</b>	Spark (2014-2023)	<b>295101051</b>
---	-------------------	------------------



- Required to install the BRP Audio-Portable System (295101042).

<b>Front Deflector Replacement Lid</b>	Spark (2014-2023)	<b>295100870</b>
--	-------------------	------------------



- Required when installing the BRP Audio-Portable System (295101042) on Spark with iBR and Convenience Package (2018 and prior).
- Also needed when the Front Storage Bin Kit (295100864) or the Front Deflector Lid Kit (295100865) is installed on the watercraft.
- Included on 2019 and up models equipped with the same feature.
- To install the audio system in front of the Spark only.

<b>BRP Audio-Premium System</b>	RXT, RXT-X, GTX, Wake Pro (2018 and up) / FishPro (2019-2021), Explorer Pro, FishPro Sport, FishPro Trophy	<b>295100711</b>
	GTI, GTI SE, GTR, GTR-X and Wake 170 (2020 and up) / RXP-X (2021 and up) / FishPro Scout	<b>295100839</b>



- Fully integrated Audio System with Bluetooth connectivity.
- Fully submersible.
- Two powerful 50 W speakers for music clarity, even while riding.
- Remote control pad on left speaker to quickly and easily change songs and volume.
- Music will play even after engine is turned off.
- Needs harness (278003684) if installed with the Garmin ECHOMAP™ UHD 72sv or 62cv GPS or heated grips.

<b>USB Port</b>	RXT, RXT-X, GTX, Wake Pro (2018 and up) / RXP-X (2021 and up) / GTI, GTI SE, GTR, GTR-X, Wake (2020 and up) / All FishPro models (2019 and up), Explorer Pro	<b>295100710</b>
-----------------	--	------------------



- Allows you to charge your devices like phone and action camera.
- USB charger equipped with a smart module that detects the amperage your phone needs so you always enjoy consistent charge time and never have to worry about frying your device.

# Electronics and Electricals



<b>Garmin† ECHOMAP™ UHD 72sv GPS</b>	RXT, RXT-X, GTX, Wake Pro (2019 and up) / GTI, GTI SE, GTR, GTR-X and Wake 170 (2020 and up) / RXP-X (2021 and up), Explorer Pro	<b>295101057</b>
--------------------------------------	--	------------------



- Bright, sunlight-readable 7" (17.8 cm) touchscreen.
- Transducer not included, provides GPS function only.
- Features a quick-release bail mount for quick installation and removal.
- Preloaded worldwide basemaps and compatible with Bluechart® G3 coastal charts (sold separately).
- Share data and maps with select ECHOMAP devices on your network.
- Use built-in Wi-Fi® to pair with the free ActiveCaptain™ app for access to OneChart™, smart notifications, Garmin Quickdraw™ Community data and more.
- Standard on FishPro Trophy model.

<b>Fish Finder and Depth Finder Garmin† GT15M-IH Transducer</b>	<b>295100972</b>
---	------------------



- Garmin's GT15M-IH In-Hull Mid-band CHIRP Transducer provides accurate depth readings even at high speed.
- Ideal for watercraft that want to install the transducer inside a fiberglass hull and not on the transom.
- It can be used with a hull dead rise angle between 0 and 25 degrees and is excellent for watercraft traveling at high speeds.
- In-hull installation, no need to drill through the vessel; no drag.
- The 8-pin transducer with four plastic tanks features mid-band CHIRP traditional sonar (85-165 kHz) and has a power rating of 600 W.
- Requires Garmin† ECHOMAP™ UHD 72sv or 62cv GPS.
- Standard on FishPro Trophy model.

<b>Garmin† ECHOMAP™ UHD 62cv GPS with GT15M-IH Transducer</b>	RXT, RXT-X, GTX, Wake Pro (2019 and up*) / GTI, GTI SE, GTR, GTR-X and Wake 170 (2020 and up) / RXP-X (2021 and up), Explorer Pro	<b>295101090</b>
---	---	------------------



- Bright, sunlight-readable 6" (15.2 cm) monitor.
- Includes transducer for Garmin CHIRP traditional sonar.
- GT15M-IH In-Hull Mid-band CHIRP Transducer provides accurate depth readings even at high speed.
- Ideal for watercraft that want to install the transducer inside a fiberglass hull and not on the transom.
- Features a quick-release bail mount for quick installation and removal.
- Includes free regional navigation map token.
- Preloaded worldwide basemaps and compatible with Bluechart® G3 coastal charts (sold separately).
- Use built-in Wi-Fi to pair with the free ActiveCaptain† app for access to OneChart,† smart notifications, Garmin Quickdraw† Community data and more.
- Share waypoints and routes with other ECHOMAP or STRIKER† units.
- Needs Harness (278003684) if installed with the BRP Audio-Premium System or with heated grips.
- Standard on FishPro Sport and FishPro Scout models.

\*For 2018 models, see your certified BRP dealer to validate compatibility.

**Garmin<sup>†</sup> ECHOMAP™ UHD 62cv GPS**

RXT, RXT-X, GTX, Wake Pro (2019 and up) / GTI, GTI SE, GTR, GTR-X and Wake 170 (2020 and up) / RXP-X (2021 and up), Explorer Pro

**295101091**



- Bright, sunlight-readable 6" (15.2 cm) monitor.
- Transducer not included, provides GPS function only.
- Features a quick-release bail mount for quick installation and removal.
- Includes free regional navigation map token.
- Preloaded worldwide basemaps and compatible with Bluechart® G3 coastal charts (sold separately)
- Use built-in Wi-Fi to pair with the free ActiveCaptain<sup>†</sup> app for access to OneChart,<sup>†</sup> smart notifications, Garmin Quickdraw<sup>†</sup> Community data and more.

- Share waypoints and routes with other ECHOMAP or STRIKER<sup>†</sup> units.
- Needs Harness (278003684) if installed with the BRP Audio-Premium System or with heated grips.

*\*For 2018 models, see your certified BRP dealer to validate compatibility.*

**Secondary Battery Harness Kit**

GTI, GTI SE, GTR, GTR-X and Wake 170 (2020 and up) / FishPro Scout RXT, RXT-X, GTX and Wake Pro (2018 and up) / FishPro (2019-2021), Explorer Pro, FishPro Sport, FishPro Trophy

**295100990**

**295100991**



- Allows you to add a second unit to your dual battery setup.
- Will give you the extra juice you'll need to power electrical components like the BRP Audio-Premium System or Garmin Echomap GPS for longer periods.

- Kit includes necessary wiring and battery holder.
- Additional battery sold separately (410301203).

**Battery Charger/Maintainer**

**715005061**



- Fully automatic 3 A battery charger/maintainer.
- Keeps stored lead-acid batteries charged.
- Charges and maintains small batteries.
- Microprocessor controlled multi-stage charging for added precision, safety and battery life.
- Auto-voltage detection.
- Automatically detects 6 or 12 V batteries.
- Float mode monitoring automatically maintains optimum battery charge.
- Reverse hook-up protection helps protect battery and charger from damage.

- Hook attachment hangs outside the work area for safety and convenience.
- Display/on button.
- Press the display button to show the charge progress.
- Meets the highest industry standards for energy efficiency/eco-friendliness.
- Content: 3 A battery charger, clamp adapter, DC adapter, 24" fused ring leads harness with weather cap, owner's manual.

**RF Programmable D.E.S.S.™ Key Kit**

Spark

**295100945**



- Digitally Encoded Security System (D.E.S.S.) key's ball-and-socket design provides riders with easy and quick starts every time.
- Anti-theft technology: the key communicates with the vehicle wirelessly, so the vehicle starts only when the key code matches the vehicle, for ultimate peace of mind.
- The RF Programmable D.E.S.S. Key can also be programmed to limit the speed of the watercraft, enabling first time users and less experienced operators to learn how to operate it while gaining the necessary confidence and control.
- Can be used as replacement key or second key.
- Includes RF Programmable D.E.S.S. Key and D.E.S.S. post.
- Unlike previous D.E.S.S. Key kits, harness now sold separately.

Part numbers you will also need for installation:

- Spark without iBR\*: 278003491
- Spark with iBR:
  - 2017 and prior: 278003490
  - 2018 to 2023: 278003823
- Spark Trixx:
  - 2017 and prior: 278003490 and 278003195
  - 2018 to 2023: 278003823 and 278003195

*\*Intelligent Brake and Reverse (iBR).*

**RF Programmable D.E.S.S.™ Key**



All vehicles with D.E.S.S. key (2015 and up)

- 278003401** Green (Learning Key)
- 278003400** Yellow
- 278003402** Black
- 278003403** Orange

- Digitally Encoded Security System (D.E.S.S.) key's ball-and-socket design provides riders with easy and quick starts every time.
- Anti-theft technology: the key communicates with the vehicle wirelessly, so the vehicle starts only when the key code matches the vehicle, for ultimate peace of mind.
- The RF Programmable D.E.S.S. Key can also be programmed to limit the speed of the watercraft, enabling first time users and less experienced operators to learn how to operate it while gaining the necessary confidence and control.
- Colour options facilitate differentiation between the programmed keys.
- Can be used as replacement key or second key.

**Programmable D.E.S.S.™ Key**



DI and 4-TEC models (2014 and prior)  
All models (2014 and prior)

- 278002203** (Learning Key)
- 278002199**

- Digitally Encoded Security System (D.E.S.S.) key snaps on the vehicle easily and provides riders with easy and quick starts every time.
- Anti-theft technology: the key communicates with the vehicle wirelessly, so the vehicle starts only when the key code matches the vehicle, for ultimate peace of mind.
- The Programmable D.E.S.S. Key can also be programmed to limit the speed of the watercraft, enabling first time users and less experienced operators to learn how to operate it while gaining the necessary confidence and control.
- Can be used as replacement key or second key.

**RF Programmable D.E.S.S.™ Key Bracelet**



**278004088**

**12-Volt Outlet and Installation Kit**



Spark (2023 and prior) / GTI, GTS, GTR, Wake 155 (2019 and prior) / RXP-X (2020 and prior)  
GTX and RXT without suspension and Wake Pro (2016-2017)

- 295100577**
- 295100675**

- Use this 12 V outlet to charge your phone or GPS unit.
- Equipped with waterproof cover to prevent water infiltration.

**Ski and X Package Module**



RXT, RXT-X, GTX, GTX Limited, Wake Pro (2018 and up) / GTI (2018-2019) / GTI SE, GTI Limited, GTR, GTR-X, Wake (2018 and up) / All FishPro models (2019 and up), Explorer Pro

**295100857**

- One module that includes both Ski and X Package functions.
- Activates ski mode: Offers a choice of different preset acceleration curves for perfect launch every time when towing a skier or wakeboarder, plus steady tow speed.
- Activates X package functions on gauge. See X Package Module description to find out which X features it unlocks on your vehicle.
- User-friendly interface on gauge.
- Simple plug-in connection.
- Includes hardware necessary for installation.

**X Package Module**



RXT, GTX, GTX Limited, Wake Pro (2018 and up) / GTI (2018-2019) / GTI SE, GTI Limited, GTR, GTR-X, Wake (2018 and up) / All FishPro models (2019 and up), Explorer Pro

**295100757**

- User-friendly interface on gauge.
  - Simple plug-in connection.
  - Includes hardware necessary for installation.
- Note: Harness (278002569) and 3 A Fuse (710001008) are required to install on 2011 to 2017 models.*
- For GTX, RXT and Wake Pro (2018 and up), GTI, GTS, GTR and Wake 155 (2020 and up) the features are:
- Average and top speed/RPM display unlocks launch mode control and the complete VTS range (50% more range).
- For GTI, GTS, GTR and Wake 155 (2011-2019) the features are:
- Lap timer, fuel time and distance to "empty," average and top speed/RPM display and engine temperature.

**Ski Module**



GTI (2018-2019) / GTI SE, GTI Limited, GTR, GTR-X (2018 and up) / RXT, RXT-X, GTX Limited (2018 and up), Explorer Pro

**295100756**

- Activates ski mode.
  - Offers a choice of different preset acceleration curves for perfect launch every time when towing a skier or wakeboarder, plus steady tow speed.
  - User-friendly interface on gauge.
  - Simple plug-in connection.
  - Includes hardware necessary for installation.
- Note: Harness (278002569) and 3-Amp Fuse (710001008) are required to install on 2011 to 2017 models.*

## DEPTH FINDERS

- Display the water depth below the hull.
- Plug-and-play connection.
- Intergrates depth display into gauge menu. Does not require Garmin ECHOMAP GPS screen for installation.



MODEL	YEAR	SKU
Spark	2014 and up*	<b>295100679</b>
GTI 90, GTS 90 [Polytec Hull]	2017-2019*	<b>295100679</b>
GTI, GTR, GTR-X [Fibreglass Hull]	2011-2017	<b>295100679</b>
	2018-2019	<b>295100927</b>
GTI [Polytec Hull]	2019**	<b>295100927</b>
Wake	2011-2017	<b>295100679</b>
	2018-2019**	<b>295100927</b>
GTI 90*, GTI 130, GTI SE, GTR, GTR-X, Wake 170	2020 and up	<b>295100872</b>
GTX, Explorer Pro	2011-2017	<b>295100679</b>
	2018 and up	<b>295100927</b>
GTX iS/S/aS	2011-2017	<b>295100679</b>
GTX Limited	2011-2017	<b>295100679</b>
	2018 and up	<b>295100927</b>
RXT, RXT-X	2011-2017	<b>295100679</b>
	2018 and up	<b>295100927</b>
RXT iS, RXT-X aS	2011-2016	<b>295100679</b>
RXP, RXP-X	2012-2017	<b>295100679</b>
	2018 and up	<b>295100927</b>
Wake Pro	2011-2017	<b>295100679</b>
	2018 and up	<b>295100927</b>

\*Electric Connection Kit (295100599) required for installation.

\*\*Mounting Bracket (278002495) required for installation.

## BILGE PUMP KITS

- Keeps engine compartment dry for added peace of mind.
- Includes all necessary items for installation (bilge pump, mounting bracket, bilge fitting, hose and hardware).
- Plug and play installation: Plugs directly into watercraft fuse box.



MODEL	YEAR	SKU
Spark	2014 and up	<b>295101218</b>
GTI, GTI SE, GTS, GTR [Fibreglass Hull]	2011-2019	<b>295100681</b>
GTI, GTS [Polytec Hull]	2011-2019	<b>295101218</b>
	Wake	2011-2017*
Wake	2018-2019	<b>295101218</b>
	2020 and up	<b>295101035</b>
GTI, GTI SE, GTR, GTR-X	2020 and up	<b>295101035</b>
FishPro (All models)	2019 and up	<b>295101035</b>
GTX	2010-2015**	<b>295100681</b>
	2016-2017	<b>295100678*</b>
Explorer Pro, GTX, GTX Limited	2018 and up	<b>295101035</b>
RXT, RXT-X	2010-2015**	<b>295100681</b>
	2016-2017	<b>295100678*</b>
RXP-X	2018 and up	<b>295101035</b>
	2012-2015**	<b>295100681</b>
RXP-X	2016-2017	<b>295100678*</b>
	2021 and up	<b>295101035</b>
Wake Pro	2010-2015**	<b>295100681</b>
	2016-2017	<b>295100678*</b>
Wake Pro	2018 and up	<b>295101035</b>

\*For 2014\* and 2015\*\* models, see your certified BRP dealer to match the right kit to your watercraft.

## Electric Connection Kit

All Spark models, GTI 90 (2017 and up)

295100599



- A very convenient and safe way to add electrical accessories.
- Plug-and-play connection.
- Required in order to install the Depth Finder on specific models (refer to the Depth Finders table).

# Body Accessories



## Touring Windshield

GTX, GTX Limited, RXT-X, Wake Pro, FishPro Sport, FishPro Trophy

**295101017**



- Stay protected from wind and splash from waves with 23" (58 cm) windshield.
- Seamlessly integrated with thermoforming construction for crystal clear vision.
- Includes windshield support, bag and Allen wrench for easy transportation and installation.

## Wind Deflectors for Handlebar

GTX, RXT, RXT-X, and Wake Pro (2010 and up) / GTI, GTS and Wake (2011 and up) / GTR, GTR-X and RXP-X (2012 and up) / Spark (2014 and up)

**295100762**



- Design delivers better protection and great style.
- Protection from cold wind and water splashes.
- Sold in pairs.

## Ergolock Knee Pads

RXT, RXT-X, GTX and Wake Pro (2018 and up) / FishPro (2019-2021), Explorer Pro, FishPro Sport, FishPro Trophy

**295100744** Silver

RXT, RXT-X, GTX and Wake Pro (2018 and up) / FishPro (2019-2021), Explorer Pro, FishPro Sport, FishPro Trophy

**295100804** Black

Spark (2014-2023)

**295100810** Black



- Allow you to rest your knees on a comfortable pad.
- Help keep your legs locked in place on the Ergolock System.
- To be combined with the Floorboard Wedges for improved balance on the vehicle.

## Floorboard Wedges

RXT, GTX and Wake Pro (2018 and up) / FishPro (2019-2021), FishPro Sport, FishPro Trophy, Standard on RXT-X (2018 and up), Explorer Pro

**295100745**

GTI, GTI SE, GTR, GTR-X, Wake 170 (2020 and up) / FishPro Scout, Standard on RXP-X (2021 and up)

**295100926**

Spark (2014-2023)

**295100875**



- Designed for high performance riding, extended angled floorboard wedges will keep all riders and passengers firmly planted, comfortable and secure.
- When used in conjunction with our Ergolock Knee Pads, the wedges ensure everyone can enjoy the full capabilities of the watercraft.






## Angled Gunwale Footrests

RXT, RXT-X and GTX (2018 and up)

**295100793**




- 4' long angled footrests with integrated mats, fixed on the upper outside edge of the footwell on each side of the watercraft.
- Provides a comfortable and secure position for the feet and legs while fishing from the side of the watercraft.
- Protects the paint finish on the edge of the footwells from abrasion caused by fishing.
- Standard on FishPro and Explorer Pro models.
- Not compatible with Wakeboard Holder.


<b>Spark Mirrors</b> 	Spark (2014-2023)	<b>295100881</b>
	<ul style="list-style-type: none"> <li>• Durable and rugged construction for withstanding rough riding conditions.</li> <li>• Perfectly integrated to the watercraft.</li> </ul>	<ul style="list-style-type: none"> <li>• Convex lens for wide angle view.</li> <li>• Sold in pairs.</li> </ul>
<b>Comfort Seat</b> 	Spark for 2 (2014-2023)	<b>295100893</b>
	<ul style="list-style-type: none"> <li>• Seat specially designed to increase riding comfort on extended rides.</li> <li>• Features a formed and larger sitting surface for better weight spread and stability in rough water.</li> </ul>	<ul style="list-style-type: none"> <li>• Constructed with soft foam.</li> <li>• Direct replacement of the standard seat.</li> </ul>
<b>Comfort Seat</b> 	Spark for 3 (2014-2023)	<b>295100894</b>
	<ul style="list-style-type: none"> <li>• Seat specially designed to increase riding comfort on extended rides.</li> <li>• Features a formed and larger sitting surface for better weight spread and stability in rough water.</li> </ul>	<ul style="list-style-type: none"> <li>• Constructed with soft foam.</li> <li>• Direct replacement of the standard seat.</li> </ul>
<b>Passenger Seat</b> 	RXP-X (2021 and up)	<b>295100923</b>
	<ul style="list-style-type: none"> <li>• Only way to have a passenger on a stock RXP-X.</li> <li>• Two grab options for passengers, side and middle.</li> </ul>	<ul style="list-style-type: none"> <li>• No tools required for installation – simply remove driver cushion, unclip base, clip on passenger seat.</li> </ul>
<b>Fishing Seat</b> 	RXT, RXT-X, GTX and Wake Pro (2018 and up), Explorer Pro	<b>295100882</b>
	<ul style="list-style-type: none"> <li>• Designed for ease of movement from driver position to passenger for fishing.</li> <li>• Optimised for fishing facing sideways with increased lateral stability when combined with the Angled Gunwale Footrests (295100793).</li> </ul>	<ul style="list-style-type: none"> <li>• Fits all watercraft colourations.</li> </ul>





# Docking











<b>Snap-in Fenders</b>	Fits on all watercraft (except Spark 2024)	<b>295100418</b>
	<ul style="list-style-type: none"> <li>• Protect your investment from dock damage with these easy to install and remove fenders designed specifically for Sea-Doo watercraft.</li> <li>• Front and rear on the Spark models ensure a solid mount in the optimal spot.</li> <li>• The Snap-in Fenders float and the high-visibility orange colour keeps them in sight.</li> </ul>	<ul style="list-style-type: none"> <li>• Requires Snap-in Fenders Installation Kit (295100550, 295100729 or 295100944) to install on models other than Spark.</li> <li>• Patent pending.</li> <li>• Sold in pairs.</li> </ul>

<b>Snap-in Fenders Installation Kit</b>	RXP-X (2012-2020) / GTI, GTR and GTS (2011-2019) / GTX, RXT, RXT-X and Wake Pro (2010-2017)	<b>295100550</b>
	<ul style="list-style-type: none"> <li>• Lets you enjoy the fastest, easiest way to install protective fenders on your watercraft.</li> <li>• Not required for Spark models.</li> </ul>	

<b>Snap-in Fenders Installation Kit</b>	RXT, RXT-X, GTX and Wake Pro (2018 and up) / FishPro (2019-2021), Explorer Pro, FishPro Sport, FishPro Trophy	<b>295100729</b>
	<ul style="list-style-type: none"> <li>• Lets you enjoy the fastest, easiest way to install protective fenders on your watercraft.</li> <li>• Not required for Spark models.</li> </ul>	

<b>Snap-in Fenders Installation Kit</b>	GTI, GTR, GTR-X and Wake 170 (2020 and up) / RXP-X (2021 and up) / FishPro Scout	<b>295100944</b>
	<ul style="list-style-type: none"> <li>• Lets you enjoy the fastest, easiest way to install protective fenders on your watercraft.</li> <li>• Not required for Spark models.</li> </ul>	

<b>Speed Tie</b>	GTX, RXT, RXT-X, Wake Pro (2018 and up)	<b>295100885</b>
	<ul style="list-style-type: none"> <li>• Fully-integrated watercraft mooring system, providing the ultimate in convenient, quick and secure docking.</li> <li>• A must-have accessory that frees up storage space and ensures you have a dock line at all times.</li> </ul>	<ul style="list-style-type: none"> <li>• Easy to use, integrated rope management system.</li> <li>• ¼" (6.4 mm) double braided rope, 5' (1.6 m) at front and 9' (2.8 m) at rear.</li> <li>• Positive locking for worry-free docking.</li> </ul>

<p><b>Speed Tie</b></p> 	<p>Explorer Pro, FishPro (2019-2021), FishPro Sport, FishPro Trophy</p>	<p><b>295100924</b></p> <ul style="list-style-type: none"> <li>• Fully-integrated watercraft mooring system, providing the ultimate in convenient, quick and secure docking.</li> <li>• A must-have accessory that frees up storage space and ensures you have a dock line at all times.</li> <li>• Easy to use, integrated rope management system.</li> <li>• ¼" (6.4 mm) double braided rope, 11.5' (3.5 m) at front.</li> <li>• Positive locking for worry-free docking.</li> </ul>
<p><b>Speed Tie</b></p> 	<p>Spark (2014-2023) GTR (2012-2019) / GTI, GTI SE and GTS (2011-2019) / GTX without suspension (2010-2017) / Wake Pro (2017 and prior) / RXT and RXT-X without suspension (2010-2017) / Wake 155 (2010-2019)</p>	<p><b>295100496</b> <b>295100680*</b></p> <ul style="list-style-type: none"> <li>• Fully-integrated watercraft mooring system, providing the ultimate in convenient, quick and secure docking.</li> <li>• A must-have accessory that frees up storage space and ensures you have a dock line at all times.</li> <li>• Stores 5½' (1.7 m) of rope and locks to desired length.</li> <li>• Standard equipment on the GTX Limited models (2017 and prior).</li> <li>• Sold in pairs.</li> </ul>
<p><b>Folding Anchor</b></p> 	<p><b>295100750</b></p> <ul style="list-style-type: none"> <li>• 3.5 lb (1.6 kg) grapnel folding anchor with protective coating.</li> <li>• Perfect for temporary mooring of watercraft and small boats in mud, sand, gravel, and rock.</li> <li>• Includes a 25' (7.62 m) marine grade rope with an in-line buoy, heavy-duty stainless steel snap hook, and a nylon storage case.</li> <li>• Compact enough for the storage compartment.</li> </ul>	
<p><b>Sandbag Anchor</b></p> 	<p><b>295100661</b> Yellow</p> <ul style="list-style-type: none"> <li>• Made of 600-denier solution-dyed yellow polyester fabric capable of holding an estimated 45 lb (20 kg) of wet sand.</li> <li>• Measurements: 15¾" x 9" (40 cm x 22.9 cm).</li> <li>• 16' x ½" nylon strap (4.9 m x 1.3 cm).</li> <li>• Plastic hook attachment and molded floater.</li> </ul>	
<p><b>Dock Tie</b></p> 	<p><b>295100851</b></p> <ul style="list-style-type: none"> <li>• Moor your watercraft with this floating Sea-Doo shock cushioned nylon rope.</li> <li>• Provides security to keep your watercraft and dock attached.</li> <li>• One per package.</li> </ul>	
<p><b>Manual Reverse Kit</b></p> 	<p>Spark without iBR</p> <p><b>295100596</b></p> <ul style="list-style-type: none"> <li>• This kit can be easily added to your Spark and will help immensely in docking maneuvers and trailer loading.</li> <li>• A lever located on the left side makes it easy to engage reverse and avoid the need for aggressive or dangerous maneuvers.</li> </ul>	
<p><b>Fender</b></p> 	<p><b>295100877</b></p> <ul style="list-style-type: none"> <li>• Polyform strength and dependability with a vinyl valve system for quick, flexible adjustment of firmness.</li> <li>• One 16" fender and one rope per package.</li> </ul>	

\*While supplies last.

# Riding Essentials



## Safety Equipment Kit

295100330



- This kit includes all the essentials for your watercraft.
- 50' (15 m) of buoyant heaving line, bailer, whistle and watertight flashlight.

## Whistle

295500554



- Pealess whistle.
- Produces an extremely loud, high, penetrating sound that can be heard over long distances.
- Unaffected by water; just clear with one quick blow.

## Registration Kit

3" (7.6 cm) All watercraft

295100570 Black

3" (7.6 cm) All watercraft

295100578 Light Grey

4" (10.2 cm) All watercraft · Meets international laws

295100631 Black



- High-quality UV-resistant registration kit.
- Easy to install without deformation, with a glue that will adhere to all surfaces, including Spark.
- Available in two contrasting colours that meet mandatory regulations for height and size.

## Blank Sheet for Stickers

(Not illustrated)

295100654 White

- Apply this self-adhesive sheet on your vehicle so you can add your own regional or other personalised stickers.

# Covers



## All-Climate Storage Cover

GTX, RXT-X, Wake Pro (2019 and up) / GTI, GTR, GTR-X, Wake (2020 and up) / RXP-X (2021 and up) / All FishPro models (2019 and up)  
Spark for 1, Spark for 2, Spark for 3

**295100901**  
**295100905**



- Protects watercraft surfaces from elements, dust, dirt, sun fading and more during storage.
- 100% waterproof plastic extrusion construction.
- Fused seams prevent leaking during rain or snow.
- Air vents allow circulation and prevent moisture build up.
- Soft inner lining protects watercraft from abrasion.
- Specifically designed for the perfect fit for easy installation and removal.
- Ideal replacement for shrink wrap storage for an eco-friendly solution.

*\*Not for use during trailering.*

## Covers Key Features

- Weather-resistant trailering cover protects your watercraft during storage and transportation.
- Made of heavy-duty UV-resistant solution-dyed polyester canvas.
- Soft inner lining prevents panel abrasion.
- Areas prone to higher wear are reinforced with a layer of double canvas.
- A perfect fit for your watercraft, with or without installed Sea-Doo accessories.
- Standard on GTX Limited models.



- 1 Yellow fabric indicates handle insertion points.
- 2 Zippered openings allow easy access to mooring cleats.
- 3 Zippered opening permits easy access to the glove box (3.1), front storage (3.2) and for refueling (3.3).
- 4 Zippered opening accommodates LinQ accessories on the rear deck with the cover in place.
- 5 Patented air release vent system for trailering.
- 6 Side hooks secure the cover while trailering.
- 7 Zippered opening allows the use of tie-downs for securing covered watercraft on the trailer.
- 8 Speed tie ready.
- 9 Fish finder and GPS ready.

*Features may vary depending on watercraft model cover.*

MODEL		1	2	3.1	3.2	3.3	4	5	6	7	8	9	COLOURS	SKU
Explorer Pro	Explorer Pro	●	●	●	●	●	●	●	●	●	●	●	Black	<b>295101032</b>
GTX, RXT models with suspension	GTX S, GTX Limited S (2012-2017)	●	●					●	●	●	●		Black/Light Grey	<b>295100718</b>
	RXT iS, GTX iS, GTX Limited iS (2009-2016)	●	●					●	●	●	●			<b>280000460</b>
	RXT-X aS (2011-2016)	●	●					●	●	●				<b>280000586</b>
GTX, RXT, Wake Pro, FishPro models without suspension	RXT, RXT-X, GTX, Wake Pro (2018 and up)	●	●	●	●	●	●	●	●	●	●	●	Black	<b>295101014</b>
	GTX S, GTX Limited, RXT, RXT-X (2010-2017)	●	●					●	●	●	●		Black/Light Grey	<b>295100719</b>
	Wake Pro (2010-2017)	●	●					●	●	●	●		Black	<b>295100720</b>
	FishPro Sport, FishPro Trophy	●	●	●	●	●	●	●	●	●		●	Black	<b>295100925</b>
RXP-X, GTR-X models	RXP-X (2012-2020)	●	●					●	●	●	●		Black/Light Grey	<b>295100721</b>
	GTR-X (2017-2019)	●	●					●	●	●	●			<b>295100721</b>
	RXP-X (2021 and up)	●	●		●	●	●	●	●	●	●			<b>295100889</b>
GTS, GTI, GTR, GTR-X, Wake models, FishPro Scout	GTS, GTS Rental, GTI, GTI SE, GTI Limited (2011-2019)	●	●					●	●	●	●		Black/Light Grey	<b>295100722</b>
	GTR (2012-2019)	●	●					●	●	●	●			<b>295100723</b>
	Wake (2011-2019)	●	●					●	●	●	●		Black	<b>295100724</b>
	GTI, GTI SE, GTR, GTR-X, Wake 170 (2020 and up) / FishPro Scout	●	●		●	●	●	●	●	●	●	●	●	Black
Spark models	Spark for 2 (2014-2023)	●	●	●		●	●	●	●	●	●		Black	<b>295100912</b>
	Spark for 3 (2014-2023)	●	●	●		●	●	●	●	●	●			<b>295100789</b>

*Note: For prior model years, ask your dealer for details.*



295101032



295100718  
295100719  
280000460  
280000586



295101014



295100720



295100925  
United States only  
295101229  
Canada only



295100721  
295100889



295100722  
295100723



295100724



295100928



295100912  
295100789

**Cover Replacement Hooks** | All models (2017 and up) (except Spark 2024)

295100754



**Cover Replacement Hooks** | All models (2016 and prior)

295100407



# PWC Parts & Maintenance

- 71 Replacement Parts
- 73 Performance Accessories
- 74 Maintenance Products
- 76 Engine Oils
- 76 Functional Fluids
- 77 Lubricants



## Sea-Doo limited warranty\*

1-Year on BRP Parts

\*Purchased at an authorised BRP dealership/distributor or on a BRP-authorised online store. Unless otherwise stipulated or required by law. Other exclusions may apply. See complete limited warranty or contact your authorised Sea-Doo dealer. This limited warranty does not apply to factory-installed accessories.



# Replacement Parts



## Battery 18 amps (HTX20L-FA)

18 A, Wet (HTX20L-FA)

**296000449**

- OEM Sea-Doo battery made from absorbent glass mat (AGM) offering longer storage life and better performance than standard wet batteries.

- A factory filled permanently sealed/non-spillable battery for maintenance free use (no need to check levels or add water).

## Lift Kit

**295100758**

- Accurately lifts and positions your watercraft with a lift kit of nylon webbing and vinyl-coated steel lift plates.
- Lifting capacity of 1,200 lb (544 kg).
- Allows lifting from both straight and angled positions.

## Sacrificial Anodes

Outside diameter: 26 mm. Height: 6 mm

**271001920**

Outside diameter: 26 mm. Height: 13 mm

**271001813**

- Sacrificial anodes are specifically designed to protect parts of your personal watercraft that are underwater from galvanic corrosion.
- Like the name implies, they essentially "sacrifice" themselves by absorbing the electrochemical process of corrosion to prevent metal components like the impeller, jet pump nozzle or engine from being "eaten away" instead.

- Galvanic corrosion can cause major damage if not controlled.
- Inspect your sacrificial anode at least once a month.
- Replace it when it is 50% depleted.

## Sacrificial Anodes

1/4-18 NPT Anode for intercooler on models 260 and 300 hp (2016 and up).

**271001942**

- Sacrificial anodes are specifically designed to protect parts of your personal watercraft that are underwater from galvanic corrosion.
- Like the name implies, they essentially "sacrifice" themselves by absorbing the electrochemical process of corrosion to prevent metal components like the impeller, jet pump nozzle or engine from being "eaten away" instead.

- Galvanic corrosion can cause major damage if not controlled.
- Inspect your sacrificial anode at least once a month.
- Replace it when it is 50% depleted.

## Supercharger Repair Kit

Fits all 215, 255 and 260 hp models

**420881102**

- Complete kit to rebuild your supercharger.
- Made of quality Sea-Doo genuine parts and metal washers to increase reliability.

*See your certified BRP dealer to match the right parts to your watercraft.*

## IMPELLERS



High-performance impellers designed specifically to enhance engine performance and calibration. Offer perfect fit with wear ring and driveshaft components.

ENGINE	MODEL	YEAR	SKU
60/90	Spark	2014 and up	267000948
	GTI GTS GTI SE 90	2017-2019	267000919
	GTI 90	2020 and up	267001046
130/155	GTI 130&155 GTI SE 130&155 GTS 130	2009-2019	267000940
	GTI 130 GTI SE 130	2020 and up	267001044
	GTI Pro GTX Pro	2020/2021	267001076
	Wake 155	2011-2017	267000940
		2018-2019	267001019
	GTX 155 GTX S 155	2011-2017	267000943
		2018- 2019	267001019
	FishPro 155	2019	267001019
	FishPro Scout 130	2022	267001044
	170	GTI SE 170 GTX 170 Wake 170 FishPro 170 FishPro Sport 170 FishPro Trophy 170	2020 and up
GTR 215		2014-2016	267000801
215	GTX 215 GTX Limited 215 Wake Pro 215	2011-2016	267000756
	GTR 230 GTR-X 230	2017-2019	267000957
230	GTX Limited 230 Wake Pro 230	2017	267000954
	GTX 230 GTX Limited 230 Wake Pro 230 RXT 230	2018	267001021
		2019	267001038
	GTX 230 GTX Limited 230 Wake Pro 230	2020 and up	267001045
	GTX Limited iS & S 260	2012-2016	267000945
255/260	RXP-X 255	2009-2011	267000994
	RXP-X 260	2012-2015	267000984
	RXT- X 260 RXT IS 255 & 260	2009-2010	267000974
	RXT 260 RXT AS 260 RXT IS 260	2011-2017	267000945
	GTR-X	2024	267001050
	GTX Limited	2016 and up	267000951
300	RXT-X 300	2016-2023	267000951
	RXP-X 300	2016-2020	267000951
	RXP-X 300	2021-2023	267001050
325	RXT-X 325 RXP-X 325	2024	267001124

See your certified BRP dealer to match the right parts to your watercraft.

## WEAR RINGS



- Simple, cost-effective way to keep the pump system operating like new.
- Restore tight clearance to your impeller.
- Reduce cavitation and recover lost performance caused by a worn ring.

MODEL	YEAR	SKU
Spark	2014-2022	267000925
GTI 90	2017-2022	267000897
GTI SE 90	2017-2018	267000897
GTI Pro	2020	267001036
GTI/GTI SE 130	2009-2022	267000419
GTI SE 155	2009-2019	267000419
GTR 215	2012-2016	267000372
GTR 230 (all models)	2017-2022	267000917
GTR-X 300	2024	267000917
GTS 90	2017-2019	267000897
GTS 130	2011-2016	267000419
GTS Pro 130 (Europe)	2011	267000419
GTS RENTAL 130	2014-2015	267000419
GTX 155	2009-2019	267000419
GTX S 155	2009-2017	267000419
GTX 170	2021-2022	267000419
GTX 215/255/260	2009-2017	267000372
	2018	267000372
GTX 230	2019-2022	267000917
	2017 -2021	267000917
GTX Limited 230	2016 -2022	267000917
GTX Pro	2020	267001036
FishPro Sport, FishPro Scout, FishPro Trophy	2019-2022	267000419
RXP-X (all models, except 300 hp)	2009-2015	267000372
RXP-X 300	2016-2023	267000917
RXP-X 325	2024	267000917
RXT (all models, except 300 hp)	2009-2018	267000372
RXT 230	2019	267000917
RXT-X 300	2016-2023	267000917
RXT-X 325	2024	267000917
Wake 155	2009-2019	267000419
Wake 170	2021-2022	267000419
Wake Pro 215	2011-2016	267000372
Wake Pro 230	2009-2018	267000372
Wake Pro 230	2019-2022	267000917

See your certified BRP dealer to match the right parts to your watercraft.



# Performance Accessories



## Top-Loader Intake Grate

Spark

295100845



- Intake grate with unique wing design for enhanced acceleration and top speed.
- Deep side rails improve straight line stability and handling.

- Durable black race coating protects from corrosion.
- IJSBA race legal.
- Pump Seal Kit (295100846) is required to fully unlock the benefits of the grate.

## Pump Seal Kit

Spark

295100846



- Location specific, molded inserts fill voids in intake grate shoe that can bleed air into pump causing cavitation.
- Allows for a positive seal for maximum performance.
- Required when installing the Top-Loader Intake Grate (295100845).

## Pro-Series Sponson Kit

Spark

295100847




- Race proven Pro-Series Sponsons will dramatically improve the handling of your watercraft with their superior blade and backing plate design.
- Includes a bulletproof mounting system that features a solid backing plate and four anchor points with billet aluminum inserts in sponson fins.

- Sponson depth is adjustable to control the amount of influence they have on the craft.
- Easy installation, uses original mounting studs.

## Front and Rear Deck Hardware Upgrade Kit

Spark

295100849




- Includes thirty-one washers for front and rear deck, plus one extra washer.
- Sturdy stainless steel washer kit directly replaces the original plastic deck washers.
- Provides an awesome cosmetic upgrade along with increased durability.

- Precision machined washers are electropolished, providing excellent fit and finish.
- A must for repeatedly removing and replacing your deck for regular maintenance and inspection.

## Main Deck Hardware Upgrade Kit

Spark

295100848



- Includes twenty-two washers for main (centre) engine access deck, plus one extra washer.
- Sturdy stainless steel washer kit directly replaces the original plastic deck washers.
- Provides an awesome cosmetic upgrade along with increased durability.

- Precision machined washers are electropolished, providing excellent fit and finish.
- A must for repeatedly removing and replacing your deck for regular maintenance and inspection.

## Stainless Steel Wear Ring

230 hp (2020 and up), 300 hp (2016 and up)

GTI, GTS, Wake, GTX 130, 155 and 170 (2011 and up)

Spark

GTR 215 (up to 2016), RXT and GTX 260 (2009-2017), RXT and GTX 230 (2017-2018), RXT and GTX 215 (2009-2017)

267001060

267000800

295100649

296000431



- Strong and durable stainless steel replacement wear ring.
- Resists debris damage and corrosion.

- Recommended if watercraft usage includes frequent beaching or shallow and swift water riding.
- Direct replacement and easy press-in installation.

*Note: Please contact your nearest Sea-Doo dealer for suggested retail prices of these products.*

## Anti-Debris Water Intake Grate

GTI, GTS and Wake (2011-2019)

271001948



- Protects jet pump assembly and cooling system by blocking rocks and debris larger than 0.39" (10 mm).
- Helps avoid damage and premature wear of the impeller and the wear ring.

- Also helps reduce algae accumulation.
- Recommended if watercraft usage includes frequent beaching or shallow and swift water riding.
- Expect a slight performance reduction.

# Maintenance Products



## Salt-Away†



- Mixed with water, it washes away the salt and leaves a protective coating on the surface to prevent rust and corrosion.
- Can also be used for trailer wash and maintenance.

<b>295100219</b>	Refill 1 US gal (3.785 L)
<b>295100220</b>	Refill 1 quart (946 ml)
<b>295100218</b>	Concentrate with dispenser 1 quart (946 ml)

## Salt-Away† – Dispenser Unit

**295100221**



## Flush Kit

Spark (Standard on 2015 and up models)  
For watercraft that do not yet have a "T" fitting and don't have the threaded water outlet on the ride shoe.

**295100555**  
**295500068**



- A must to help keep your engine corrosion-free and to maximise performance.
- Kit includes all necessary components for a hassle-free flush.

## Flush Adapter

**295500473**



- For most watercraft models with a threaded water outlet fitting on the ride shoe.

## Coupler Hose

**295500258**



- For most watercraft models that already have a "T" fitting.
- Also for watercraft models that use the flush adapter on the ride shoe water outlet

## NGK† Spark Plugs

DCP-R8E  
KR9E-G  
CR8EB

**715900637**  
**296000421**  
**415129403**



- BRP dealers carry the full line of premium NGK Spark Plugs for Sea-Doo watercraft.

---

**Oil Filter****420956123** Rotax 900 ACE engine**420956744** Rotax 1500 cc or more engine

---



- Ask your certified BRP dealer to match the right parts to your watercraft.

---

**Oil Vacuum Tool****295100244**

---



- Safely and easily removes engine oil.
- Activate with a power drill.

---

**Hand Pump with Container****529035880**

---



# Engine Oils



## XPS 4T 5W-40 Synthetic Blend Oil Change Kit

**9779250** Rotax 900 ACE engine

**9779251** Rotax 1500 cc and more engines



- Ultra-convenient "all-in-one" oil change kit saves time and money.
- Includes XPS Synthetic Blend Oil, oil filter, O-rings and washer.

## XPS 4T 5W40 Synthetic Blend Oil

**9779133** 1 qt. / 0.946 L

**9779134** 1 US gal / 3.785 L



- Designed for high-performance off-road, on-road and PWC 4-stroke engines, including turbo or supercharged powersport engines.
- Off-road formula with premium antiwear and anti-corrosion additives.
- Provides superior engine and transmission protection against rust and corrosion even in extreme conditions.

## XPS 2T PWC Synthetic Blend Oil

**9779465** 1 qt. / 0.946 L

**9779466** 1 US gal / 3.785 L



- Designed for all fuel injection, carbureted, oil injection or premix 2-stroke personal watercraft.
- Provides low smoke, easy cold starting.
- Ensures maximum protection against corrosion and wear by keeping engine parts lubricated and clean.

## XPS 2T Racing Synthetic Oil

**9779180** 1 qt. / 0.946 L

**9779181** 1 US gal / 3.785 L



- Designed for all fuel injection, carbureted, oil injection or premix 2-stroke personal watercraft.
- Provides low smoke, easy cold starting.
- Ensures maximum protection against corrosion and wear by keeping engine parts lubricated and clean.

# Functional Fluids



## Extended Life Pre-mixed Coolant

**9779150** 1 qt. / 0.946 L



- Antifreeze/coolant contains the correct dilution and the necessary additives to prevent corrosion and inhibit cavitation in BRP cooling systems.
- Long-life, 5-year formula specially formulated for BRP vehicles.
- Superior heat transfer.
- Ideal replacement for vehicles that normally use a 2-year antifreeze/coolant (green).
- 5-year (orange).

# Lubricants



## Synthetic Grease

9779702 14 fl. oz. / 400 g



- Recommended for marine applications.
- This synthetic grease provides the best wear protection and water resistance available.

## Synthetic Jet Pump Oil

9779221 6 fl. oz. / 178 ml



- Synthetic Jet Pump Oil uses a unique combination of synthetic base stocks and additives that allow higher loads, superior shear stability and reduced oxidation compared to other synthetics and conventional API GL-5 oils.
- Recommended for use in Sea-Doo jet pumps requiring oil.

## Jet Pump Bearing Grease

9779703 3.7 fl. oz. / 110 ml



- Specially made for high performance jet propulsion systems.
- High-performance grease formulated to resist and repel water.
- Prevents the spread of surface oxidation which causes rust and corrosion.

## Anti-Corrosive Lubricant

9779166 14 fl. oz. / 400 g



- Multipurpose lubricant that can also be used to prevent rust, corrosion and moisture intrusion.
- It contains extreme pressure additives that work as an all-around lubricant for just about anywhere lubrication is needed.

## XPS Storage Oil

9779173 12 fl. oz. / 350 g



- High-performance fogging oil designed to protect internal engine parts from rust and corrosion.
- It coats engine internals throughout the whole storage period and is burned away through combustion when engine is started.
- Protects engines during non-use or storage.
- Burns complete upon start-up.

## Fuel Stabilizer

9779171 8 fl. oz. / 236 ml



- Ethanol-compatible and will stabilize fuel in your tank to keep it from breaking down and causing hard starting, throttle hesitation and poor run quality.
- Ethanol attracts moisture, and this product contains powerful anti-corrosion additives to protect fuel system components.
- Prevents problems associated with E10 fuels.

# Switch Accessories

- 79 Essential Bundles
- 80 Family Bundles
- 81 Watersport & Fun Bundles
- 82 Comfort Bundles
- 83 LinQ Accessory Positions
- 84 LinQ Accessories
- 89 Bags and Storage
- 90 Tops, Biminis & Camper Enclosures
- 92 Audio, Electronics & Electricals
- 94 Flooring Accessories
- 95 Furniture & Seating
- 96 Watersport Accessories
- 98 Docking & Anchoring
- 99 Boating Essentials
- 100 Covers
- 101 Replacement Parts



## **Sea-Doo Accessories limited warranty\***

### **1-Year on BRP Accessories**

\*Purchased at an authorised BRP dealership/distributor or on a BRP-authorised online store. Unless otherwise stipulated or required by law. Other exclusions may apply. See complete limited warranty or contact your authorised Sea-Doo dealer. This limited warranty does not apply to factory-installed accessories.



# Essential Bundles



**STARTER**

SKU	NAME	PAGE
295100825	Mooring Rope	p.98
295100330	Safety Equipment Kit	p. 99
295101192	Paddle	p. 99
295100631	Registration Kit	p. 99

**ADVANCED**

SKU	NAME	PAGE
295101136	Bimini Top Sleeve	p. 91
295100821	Anchor Kit	p. 98
295101277	LinQ Lite Fenders Kit	p. 98
295101083	Docking Lights	p. 98
295100778	Speed Tie	p. 98
278003401	RF Programmable D.E.S.S.™ Key	p. 99
295100964	Mooring Cover	p. 100
295100782	Front Trailering Cover	p. 100

*Note that some accessories may come standard on some models, that compatibility could change depending on the vehicle and part numbers may vary depending on models. Prices don't include installation requirements.*

# Family Bundles



\*Overseas model shown. Certain features and accessories may not be available in your region.

STARTER

SKU	NAME	PAGE
295100698	LinQ 4.2 US Gal (16 L) Cooler	p. 85
715007804	LinQ Lite Cup Holder	p. 85
295101079	LinQ Lite Stemware Holder	p. 85
715009276	LinQ 11.4 US Gal (43 L) Cooler	p. 85
295100985	LinQ Lite 2.6 US Gal (10 L) Console Bag	p. 86
715007822	LinQ 5 US Gal (20 L) Fuel Caddy	p. 86
295100986	LinQ Lite 7.8 US Gal (30 L) Canvas Bag	p. 87
295101089	LinQ Lite 8.5 US Gal (32 L) Ventilated Bag	p. 87
295101276	LinQ Lite Holder for Rail	p. 88
295100977	LinQ Lite Multi Holder	p. 88
295100934	Rearview Mirror	p. 96
295101050	Quick Attach Inflatable Holder	p. 97
295100662	Shock Tube	p. 97

ADVANCED

SKU	NAME	PAGE
295100823	Double Bimini Top	p. 90
295101048	Light Pole Extension	p. 90

PEAK

SKU	NAME	PAGE
295101213	Two JL Audio System Tables	p. 92
295101215	JL Audio Harness Adaptor	p. 92

Note that some accessories may come standard on some models, that compatibility could change depending on the vehicle and part numbers may vary depending on models. Prices don't include installation requirements.



# Watersport & Fun Bundles



\*Overseas model shown. Certain features and accessories may not be available in your region.

STARTER

SKU	NAME	PAGE
715006830	LinQ 7.8 US Gal (30 L) Modular Cargo Box	p. 85
715007804	LinQ Lite Cup Holder	p. 85
295101079	LinQ Lite Stemware Holder	p. 85
715009276	LinQ 11.4 US Gal (43 L) Cooler	p. 85
295100985	LinQ Lite 2.6 US Gal (10 L) Console Bag	p. 86
715007822	LinQ 5 US Gal (20 L) Fuel Caddy	p. 86
295101089	LinQ Lite 8.5 US Gal (32 L) Ventilated Bag	p. 87
295101276	LinQ Lite Holder for Rail	p. 88
295100977	LinQ Lite Multi Holder	p. 88
295100932	Wakeboard Holder	p. 96
295100934	Rearview Mirror	p. 96
295100971	Wake and Ski Pylon	p. 97

ADVANCED

SKU	NAME	PAGE
295100698	LinQ 4.2 US Gal (16 L) Cooler	p. 85
295100931	LinQ Vertical Support	p. 86
295100966	High Capacity Battery Holder and Harness Kit	p. 93

PEAK

SKU	NAME	PAGE
295101285	Sunshade Extension for Bimini Roof	p. 91
295101213	Two JL Audio System Tables	p. 92
295101215	JL Audio Harness Adaptor	p. 92
295101050	Quick Attach Inflatable Holder	p. 97
295100662	Shock Tube	p. 97

Note that some accessories may come standard on some models, that compatibility could change depending on the vehicle and part numbers may vary depending on models. Prices don't include installation requirements.

# Comfort Bundles



\*Overseas model shown. Certain features and accessories may not be available in your region.

## STARTER

SKU	NAME	PAGE
715007804	LinQ Lite Cup Holder	p. 89
295101079	LinQ Lite Stemware Holder	p. 89
295100698	LinQ 4.2 US Gal (16 L) Cooler	p. 89
715009276	LinQ 11.4 US Gal (43 L) Cooler	p. 89
295100985	LinQ Lite 2.6 US Gal (10 L) Console Bag	p. 90
295100986	LinQ Lite 7.8 US Gal (30 L) Canvas Bag	p. 91
295101276	LinQ Lite Holder for Rail	p. 92
295100977	LinQ Lite Multi Holder	p. 92
295100936	Stainless Barrel Lock	p. 93
295101048	Light Pole Extension	p. 94
295100934	Rearview Mirror	p. 100

## ADVANCED

SKU	NAME	PAGE
295101004	Camper Enclosure	p. 90
295101055	Deck Mat	p. 98
295100784	Adjustable Table	p. 99

## PEAK

SKU	NAME	PAGE
295101214	Fourth JL Audio System Table	p. 96
295101213	Two JL Audio System Tables	p. 96
295101215	JL Audio Harness Adaptor	p. 96
295101056	Deck Mat	p. 98

Note that some accessories may come standard on some models, that compatibility could change depending on the vehicle and part numbers may vary depending on models. Prices don't include installation requirements.

# LinQ Accessory Positions

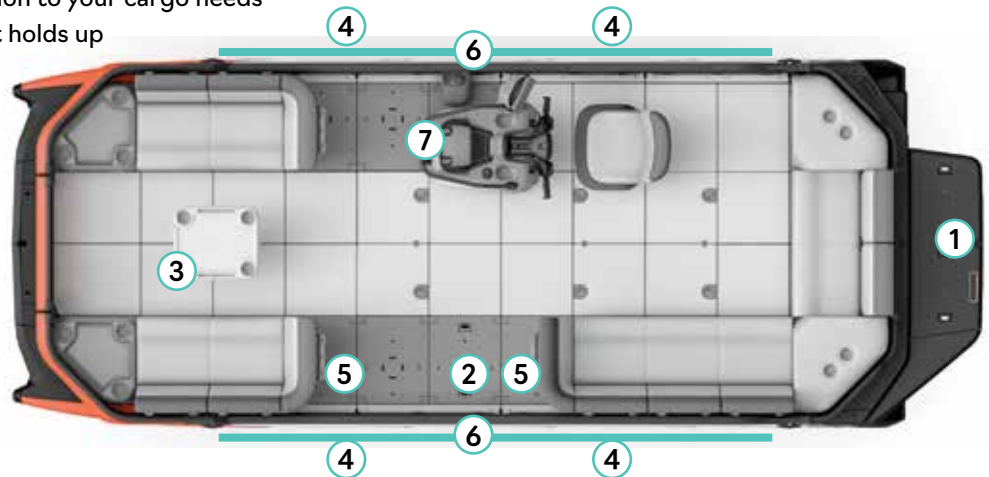


Fast, easy and secure.

A BRP exclusive, LinQ is a toolless system for near-instant installation of accessories.

- No tools needed: quickly install and remove accessories by hand
- Stylish, fully integrated solution to your cargo needs
- Sturdy mounting system that holds up even in bumpy conditions

There are so many different ways to customize the layout of your Switch to make it your own. Here's how you can use multiple LinQ accessories together to create the perfect ride.



\*Overseas model shown. Certain features and accessories may not be available in your region.

SKU	NAME	POSITION 1	POSITION 2	POSITION 3	POSITION 4	POSITION 5	POSITION 6	POSITION 7
219401026	LinQ 10.6 US Gal (40 L) Urban Bag	yes	yes	no	yes Requires LinQ Vertical Support (295100931)	no	no	no
715008110	LinQ 10.6 US Gal (40 L) Roll-Top Bag	yes	yes	no	yes Requires LinQ Vertical Support (295100931)	no	no	no
715005494	LinQ 2.6 US Gal (10 L) Modular Cargo Box	yes	yes	no	no	no	no	no
715007112	LinQ 5.2 US Gal (20 L) Modular Cargo Box	yes	yes	no	no	no	no	no
715006830	LinQ 7.8 US Gal (30 L) Modular Cargo Box	yes	yes	no	no	no	no	no
295100698	LinQ 4.2 US Gal (16 L) Cooler	yes	yes	no	no	no	no	no
715009276	LinQ 11.4 US Gal (43 L) Cooler	yes	yes	no	no	no	no	no
715007804	LinQ Lite Cup Holder	no	no	yes	no	yes May require LinQ Lite Holder for Corner Backrest (295101044)	yes Requires LinQ Lite Holder for Rail (295101276)	yes Requires LinQ Lite Multi Holder (295100977)
295101079	LinQ Lite Stemware Holder	no	no	yes	no	yes May require LinQ Lite Holder for Corner Backrest (295101044)	yes Requires LinQ Lite Holder for Rail (295101276)	yes Requires LinQ Lite Multi Holder (295100977)
295100950	LinQ 3.8 US Gal (14.5 L) Stackable Fuel Caddy	yes	no	no	yes Requires LinQ Vertical Support (295100931)	no	no	no
715007822	LinQ 5 US Gal (20 L) Fuel Caddy	yes	no	no	yes Requires LinQ Vertical Support (295100931)	no	no	no
295100931	LinQ Vertical Support	no	no	no	yes	no	no	no
295100985	LinQ Lite Console Bag	no	no	yes	no	yes May require LinQ Lite Holder for Corner Backrest (295101044)	yes Requires LinQ Lite Holder for Rail (295101276)	yes Requires LinQ Lite Multi Holder (295100977)
295100986	LinQ Lite 7.8 US Gal (30 L) Canvas Bag	no	no	yes	no	yes May require LinQ Lite Holder for Corner Backrest (295101044)	yes Requires LinQ Lite Holder for Rail (295101276)	no
295101089	LinQ Lite 8.5 US Gal (32 L) Ventilated Bag	no	no	yes	no	yes May require LinQ Lite Holder for Corner Backrest (295101044)	yes Requires LinQ Lite Holder for Rail (295101276)	no
295101277	LinQ Lite Fenders Kit	no	no	no	no	no	yes	no
295100932	Wakeboard Holder	no	no	no	yes	no	no	no

# LinQ Accessories



## LinQ 10.6 US Gal (40 L) Urban Bag

All Switch models

**219401026**

- Versatile LinQ storage solution with up to 10.6 US gal (40 L) of added capacity.
- Heavy-duty construction with high-quality zippers and water resistant outer shell.
- Easy-access large roll-top opening.
- Reversible integrated flap with water-resistant storage.
- Integrated vehicle key holder.
- Waterproof removable liner with integrated pocket and laptop storage.
- Backpack Option includes adjustable, removable shoulder system, ergo-fitted back padding and lightweight shoulder system design.
- Dimensions: 23" L x 14½" W x adjustable H.

## LinQ 10.6 US Gal (40 L) Roll-Top Bag

All Switch models

**715008110**

- Fully waterproof roll-top design secures gear tightly.
- 10.6 US gal (40 L) of adjustable capacity.
- Heavy-duty rigid plastic base.
- Foam-lined bottom for additional protection.
- Integrated handle for easy transportation on/off the vehicle.
- Equipped with Marineised LinQ Hardware Kit.
- Dimensions: 14" L x 19" W x adjustable H.

## LinQ 2.6 US Gal (10 L) Modular Cargo Box

All Switch models

**715005494**

- 2.6 US gal (10 L) of hard-sided modular cargo capacity.
- Heavy-duty construction with weather-resistant sealed lid.
- Dimensions: 19" L x 12½" W x 5" H.
- Stackable with an additional LinQ Modular Box (715005494, 715007112) or Roll-Top Bag for expanded storage.
- Requires LinQ Base Installation Kit (295101009) to stack boxes or bag.
- Capable of mounting in multiple LinQ attachment locations for added convenience.

## Thermal Insert for LinQ 2.6 US Gal (10 L) Modular Cargo Box

**219401110**

- Insulated liner.
- Fits very well in the LinQ 2.6 US gal (10 L) Modular Cargo Box.
- Can contain seven 355 ml cans.
- Keeps ice cold for one day.
- Interior dimensions: 9" L x 17" W x 2½" H.

## LinQ 5 US Gal (20 L) Modular Cargo Box

All Switch models

**715007112**

- 5.2 US gal (20 L) of hard-sided modular storage capacity.
- Heavy-duty construction with weather-resistant sealed lid.
- Additional LinQ Modular Box (715005494) can be stacked on top for the ideal storage solution.
- Requires LinQ Base Installation Kit (295101009) to stack a LinQ 2.6 US Gal (10 L) Modular Cargo Box.
- Capable of mounting in multiple LinQ attachment locations for added convenience.

**LinQ 7.8 US Gal (30 L) Modular Cargo Box**

All Switch models

**715006830**



- 7.8 US gal (30 L) of hard-sided modular storage capacity.
- Heavy-duty construction with weather-resistant sealed lid.
- Cannot be installed on LinQ Vertical Support (295100931).

**LinQ 4.2 US Gal (16 L) Cooler**

All Switch models

**295100698**



- Secure, easily installed LinQ-mounted cooler.
- Premium-quality foam insulation holds ice up to five days.
- Rotomolded construction for exceptional rigidity and durability.
- Sealed lid for airtight, weather tight closure.
- Heavy-duty T-handle latches resistant to marine environments.

- Marine hardware suited for saltwater applications.
- Can contain twenty 355 ml cans.
- Keeps ice cold for three days.
- Exterior dimensions: 13" L x 20" W x 10" H.
- Interior dimensions: 9" L x 17" W x 7" H.

*Note: Cannot be mounted on the LinQ Stackable Fuel Caddy.*

**NEW LinQ 11.4 US Gal (43 L) Cooler**

All Switch models

**715009276**



- Versatile LinQ 16" configuration fits many vehicles.
- High-quality injection molding impact resistant polypropylene outer shell for exceptional durability.
- High-quality insulation for optimal ice retention.
- Thicker insulation on bottom to isolate vehicle heat.
- 11.4 US gal (43 L) capacity.
- LinQ-mounted for fast, easy and secure storage.
- Locks in place with only a quarter turn.
- LinQ Base Installation Kit (295101009) required for installation.
- Rigid handles make transportation easy.

- Horizontal locking handles allow installation of LinQ Lite accessories.
- Dry-basket included to protect items.
- Inside the Sea-Doo Switch the cooler can be installed length or width wise to fit your needs.
- Drain plug at the bottom to evacuate water.
- New ergonomic and secure latch system offers excellent sealing.
- Weighs 11 kg empty.
- Exterior dimensions: 29" L x 17" W x 14" H
- Interior dimensions: 23½" L x 13" W x 9" H
- Possible to lock the cooler with a padlock.

**LinQ Lite Cup Holder**

All Switch models

**715007804**



- Keep your beverage within reach no matter where you're sitting on your Switch.
- Flexible fins adjust to various beverage container sizes to hold most securely.
- No permanent installation point means you're free to move it almost anywhere.
- Toolless placement, easy to move from place to place.

- Can be installed in the designated mounting points on the Adjustable Table, on the vehicle railing and on the Seat Corner Backrest.
- Installation on the railing requires LinQ Lite Holder for Rail (295101276).
- Installation on the Seat Corner Backrest requires LinQ Lite Holder for Corner Backrest (295101044) when not standard on the vehicle.

**LinQ Lite Stemware Holder**

All Switch models

**295101079**



- Keep your beverage upright and within reach, no matter where you're sitting on your Switch.
- Funnel-shaped cup holders secure various beverage container sizes with a stem.
- No permanent installation means you and your beverage are free to roam.
- Can be installed in the designated mounting points on the Adjustable Table, on the vehicle railing and on the Seat Corner Backrest.

- Installation on the railing requires LinQ Lite Holder for Rail (295101276).
- Installation on the Seat Corner Backrest requires LinQ Lite Holder for Corner Backrest (295101044) when not standard on the vehicle.
- Sold in pairs.

**LinQ 3.8 US Gal (14.5 L)  
Stackable Fuel Caddy**

All Switch models

**295100950**

- Quick, easy and secure with the LinQ accessory system.
- Spill-free spout designed for easy pouring.
- 3.8 US gal (14.5 L) capacity.
- Allows for added storage by stacking LinQ 10.6 US Gal (40 L) Roll-Top Bag (715008110).

- Marinised for saltwater use.
- Dimensions: 13" L x 19" W x 9" H.

*Note: Fuel caddies cannot be stacked. Stacking LinQ Roll-Top Bag requires LinQ Base Installation Kit (295101009).*

**LinQ Fuel Caddy  
Replacement Rubber Cap**

LinQ 3.8 US Gal (14.5 L) Stackable Fuel Caddy

**295100791****LinQ Fuel Caddy  
Replacement Cap and  
Nozzle**

LinQ 3.8 US Gal (14.5 L) Stackable Fuel Caddy

**860202529**

- Not compatible with LinQ 5 US Gal (20 L) Fuel Caddy (715007822).

**NEW** LinQ 5 US Gal (20 L)  
Fuel Caddy

All Switch models

**715007822**

- Quick, easy and secure LinQ system installation.
- Spill-free spout for easy use.
- 5 US gal (20 L) capacity.

- Meets new Flame Mitigation Device (FMD) standard.
- Dimensions: 12" L x 19" W x 12" H.

**LinQ Vertical Support**

All Switch models

**295100931**

- Industry-first storage solution using boat rails as storage space with integrated LinQ accessories.
- Maximizes storage space without using up valuable floor space.
- Compatible with most LinQ accessories.

- Versatile modular design allows you to quickly change mounting locations as desired.
- Expands storage allowing for secure cargo capacity and added ease of use.
- Toolless installation.

**LinQ Lite 2.6 US Gal (10 L)  
Console Bag**

All Switch models

**295100985**

- Compact splash-proof bag keeps contents safe and dry.
- Conveniently out of the way when stored on the front of the console, on the Seat Corner Backrest and on the railing.
- Bright yellow inner liner with removable divider makes items easy to organize and to find quickly.
- Mesh pocket keeps smaller items easily accessible.
- Integrated vehicle key holder provides convenient storage for truck keys when on the water.

- 2.6 US gal (10 L) capacity.
- Installation on the console requires LinQ Lite Multi Holder (295100977).
- Installation on the Seat Corner Backrest requires LinQ Lite Holder for Corner Backrest (295101044) when not standard on the vehicle.
- Installation on the vehicle railing requires LinQ Lite Holder for Rail (295101276).

**LinQ Lite 7.8 US Gal (30 L) Canvas Bag**

All Switch models

**295100986**



- Weatherproof 7.8 US gal (30 L) storage capacity.
- Smartly secures on perimeter railing and on the Seat Corner Backrest to maximize floor space.
- Toolless installation in seconds with LinQ Lite clip-in system.
- Easily place or remove bag in storage location with a push or a pull.
- Features zippered and magnetic top closure for quick access if needed.
- Dedicated compartment for storing boat registration, license and other important documents, plus dedicated D.E.S.S.™ key holder.
- External side pocket for easy access to small items.
- Requires LinQ Lite Holder for Rail (295101276) for installation on the railing.
- Installation on the Seat Corner Backrest requires LinQ Lite Holder for Corner Backrest (295101044) when not standard on the vehicle.
- Dimensions: 13" L x 9" W x 22" H.

**LinQ Lite 8.5 US Gal (32 L) Ventilated Bag**

All Switch models

**295101089**



- 8.5 US gal (32 L) of storage capacity.
- Maximizes floor space by conveniently storing anywhere along perimeter railing or seat corner backrest.
- Toolless installation with a push or a pull thanks to LinQ Lite clip-in system.
- Magnetic top closure enables quick access for frequent items, plus two water bottle side pockets.
- Retractable net can be kept closed when not in use.
- Includes a shoulder strap to facilitate transportation.
- Perfect to store wet towels and PFDs or even a garbage bag.
- Requires LinQ Lite Holder for Rail (295101276) for installation on the railing.
- Installation on the Seat Corner Backrest requires LinQ Lite Holder for Corner Backrest (295101044) when not standard on the vehicle.
- Dimensions: 13" L x 9" W x 22" H.

**NEW LinQ Modular Step**

All Switch models

**295101197**



- Eases boarding and unboarding of a Switch.
- Same size and construction as a seat base.
- Can convert an existing seat into a LinQ Modular Step.
- Non-slip top surface.
- Offers additional storage underneath.
- Can be installed on LinQ Modular Step Base (295101340).

**NEW LinQ Modular Step Base**

LinQ Modular Step

**295101340**



- Compatible with LinQ Modular Step (295101197)
- Compatible with Seat Side Panels.

**LinQ Modular Plate**

All Switch models

**295100775**



- Convert any regular Switch quick-attach tile into a LinQ accessory attachment point.
- Allows installation of 16-inch LinQ accessories anywhere by adding the LinQ Modular Tile on a standard Switch floor tile.
- Easily installs and removes in seconds with Switch latching system from the Switch quick-attach tile.
- Compatible with the Sun Pad Backrest.
- Dimensions: 19" x 18".

**LinQ Cargo Tile**

All Switch models

**295100989**



- Instantly adds another LinQ accessory attachment point to your Switch.
- Allows for secure installation of LinQ accessories to eliminate loose items moving around on deck.
- Multiple installation locations, so you decide where your accessories are best stowed.
- LinQ bases retract when not in use for an even floor surface.
- Easy installation replaces regular Switch quick-attach tile.

**LinQ Lite Multi Holder**

All Switch models

**295100977**

- Allows for installation of select LinQ Lite accessories in front of Switch console.
- Capable of mounting on any flat surface such as garage walls for easy accessory storage.
- 5 LinQ Lite mounting points allow for versatile storage/hanging options.
- Holds up to three LinQ Lite Cup holders.
- Finished and robust style.
- Includes necessary installation hardware.

**NEW LinQ Lite Action Camera Holder**

All Switch models

**295101139**

- LinQ Lite attachment system for cameras.
- Provides great vantage points to capture photos and videos.
- Designed to hold devices securely.
- Fast, easy attachment and removal.
- Offers 360-angle positioning for perfect filming and taking photos.
- Requires LinQ Lite Holder for Rail (295101276) for installation on the railing.

**LinQ Lite Holder for Rail**

All Switch models

**295101276**

- Create a new mounting point for most LinQ Lite accessories on the Switch rail.
- Can be moved around the railing for added convenience and customization.
- Opens up more valuable floor space by keeping belongings stored on the perimeter of the watercraft.
- Quick and toolless installation.
- Sold in pairs.

**LinQ Lite Single Holder****295101022**

- Allows installation of most LinQ Lite accessories on any flat surface outside Switch pontoon.
- Possible to install on other vehicles, wherever LinQ Lite accessories can be used.
- Ideal storage solution for when LinQ Lite accessories are not in use.

**LinQ Lite Holder for Corner Backrest**

All Switch models

**295101044**

- Conveniently install LinQ Lite accessories such as LinQ Lite Console Bag or LinQ Lite Cup Holders on Single Seat Corner Backrest.
- Holds up to two LinQ Lite Cup Holders or a single LinQ Lite Bag.
- Stylish and strong finished look.
- Includes installation hardware.

**LinQ Lock**

Retrofit most LinQ accessories

**860201968** Pack of 1 with 2 keys**860202478** Pack of 2 with 4 keys

- Simple way to securely lock most LinQ accessories to your watercraft.
- Lock cover protects lock from the elements.
- Corrosion resistant.
- Not compatible with LinQ 4.2 US Gal (16 L) Cooler and LinQ Box.

**LinQ Base Installation Kit**

Fits LinQ Stackable Fuel Caddy

**295101009**

- LinQ Base Kit allows select Sea-Doo LinQ accessories to be stacked on top of the LinQ Stackable Fuel Caddy (295100950).
- Includes 2 LinQ bases and marinised hardware for quick installation.



# Bags and Storage



## Sea-Doo 3.7 US Gal (14 L) Cooler Bag

295100965



- 3.7 US gal (14 L) of thermal insulated soft-sided storage.
- Waterproof sealed construction.
- Magnetic top opening for quick access and sure seal when closed.
- Robust outer material for durability with a modern look.
- Carry handles and removable straps for easy transportation to and from the water.
- Outside identification pocket.
- Stows perfectly in the Single Seat underseat storage of all Switch models.
- Can contain sixteen 355 ml cans.
- Keeps ice cold for two days.
- Exterior dimensions: 13" L x 12¼" W x 9" H.
- Interior dimensions: 11" L x 12" W x 7" H.

## Dry Bag 2.6 US Gal (10 L)

269502121



- Watertight bag.
- Puncture-resistant PVC coated polyester fibre material.
- Reinforced bottom.

## Dry Bag 6.6 US Gal (25 L)

269001936



- Watertight bag.
- Puncture-resistant PVC coated polyester fibre material.
- Reinforced bottom.
- Includes a shoulder strap.
- 420-denier resistant polyester with TPU coating.

## Stainless Barrel Lock

All Switch models

295100936




- Locking mechanism for glove box, engine access cover and under-deck storage compartment keeps stowed items safe and secure while you're on shore.
- Fully marinised stainless steel design is corrosion resistant for marine applications.
- Tamper-resistant security locks offer ultimate peace of mind.
- Sold individually, comes with one key.

# Tops, Biminis & Camper Enclosures

## Double Bimini Top 21'



<b>Double Bimini Top</b>	Switch Cruise 21'	<b>295100962</b>
<ul style="list-style-type: none"> <li>• Full-length weather and sun protection in a robust, modern design.</li> <li>• Made of UV and water resistant high-grade marine canvas.</li> <li>• Double-face lamination for added stability and water protection.</li> <li>• No top speed limitation on water.</li> <li>• Capable of being deployed in three stages (front, rear and full coverage).</li> <li>• Easily deployed and lowered by one person.</li> <li>• Compatible with the addition of Camper Enclosure.</li> <li>• Includes canvas and structure.</li> <li>• Light pole extension (295101048) is required for riding between sunset and sunrise or when visibility is reduced.</li> <li>• Provides additional 72" of coverage at the front and 22" at the rear.</li> </ul>		

<b>Light Pole Extension</b>	<b>295101048</b>
	<ul style="list-style-type: none"> <li>• Required when the Double Bimini Top is installed, between sunset and sunrise, or when visibility is reduced.</li> <li>• Indicates watercraft's position and orientation, especially with respect to other vessels, when the Double Bimini Top is installed.</li> <li>• Easy connection and installation the same way as the standard navigation light.</li> </ul>

### Camper Enclosure 21'



#### Camper Enclosure

Switch Cruise 21'

**295101004**

- Add full protection from weather, bugs and other elements.
- Full field of view when in use is unmatched in the marine industry.
- Next-level innovation offers exceptional ease of use.
- Labeled installation sections eliminate guesswork during assembly.
- Bug netting defends against insects while allowing air flow.
- Under-roof pockets cleverly store canvas and panels when not in use.
- Zippered closure system.
- Railing clip system provides effortless installation without the use of hard snaps.
- Light pole extension (295101048) is required when riding between sunset and sunrise, or when visibility is reduced.
- Requires the Double Bimini Top (295100962) for installation (sold separately).

### Sunshade Extension 21'



#### Sunshade Extension

Switch Cruise 21'

**295101285**

- Shaded paradise at the forefront, this removable sunshade provides a covered bow seating area.
- High-quality lightweight canvas stands up to UV rays and resists mold and mildew.
- Easy toolless installation. Stores in the included storage bag when not in use.
- Conveniently clips to Bimini Top for full deck coverage.
- Includes poles, canvas, ropes and installation bases.

*\*Not for use at speeds greater than 5 mph (8 km/h).*

### Bimini Top Sleeve

### Double Bimini Top Sleeve



#### Bimini Top Sleeve

Bimini Top standard section  
Bimini Top extended section

**295101136**  
**295101137**

- Sleek, modern storage design protects your Switch Bimini Top.
- Perfect during storage, trailering or cruising with the bimini closed.
- UV- and water-resistant high-grade marine canvas construction.
- Easy one-person installation.
- Requires Bimini Top or Double Bimini Top.
- Requires 295101136 and 295101137 for full protection of a Double Bimini Top.

# Audio, Electronics & Electricals



**NEW** Two JL Audio System Tables

All 2024 Switch models

**295101213**



- 2 table system includes one subwoofer and four speakers.
- High Capacity Battery Holder and Harness Kit (295100966) is recommended when installing this system.

- JL Audio Harness Adaptor (295101215) required for JL head unit.

**NEW** JL Audio Harness Adaptor

All 2024 Switch models

**295101215**



- Used when boat is not equipped with 10.25" Colour Touchscreen Display.
- The standard JL Audio head unit will control volume at stern, bow and sub independently.

- Compatible with both two table and four table setups.

### Fish Finder and Depth Finder Garmin<sup>†</sup> GT15M-IH Transducer

All Switch models

**295100972**

- Garmin's GT15M-IH In-Hull Mid-band CHIRP Transducer provides accurate depth readings even at high speed.
- Ideal for watercraft where you want to install the transducer inside a fiberglass hull and not on the transom.
- It can be used with a hull dead rise angle between 0 and 25 degrees and is excellent for watercraft traveling at high speeds.

- In-hull installation, no need to drill through the vessel; no drag.
- The 8-pin transducer with four plastic tanks features mid-band CHIRP traditional sonar (85-165 kHz) and has a power rating of 600 W.
- Requires Garmin<sup>†</sup> ECHOMAP™ UHD 72sv GPS.

### Depth Finder

All Switch models

**295100872**

- Shows water depth below the hull.
- Simple plug-and-play installation.
- Integrates depth display into gauge menu.

- Does not require Garmin ECHOMAP GPS screen for installation.

### Heated Grips

All Switch models

**295100812**

- Heated handlebar grips keep hands warm on cool rides.
- Five pre-set heat levels for optimal comfort.
- Replace existing grips with easy, slip-on design.

- Sea-Doo's renowned integrated palm rest design.
- Specially designed for marine conditions.
- Requires Harness (278003684) if installed along with other electrical accessories.

### High Capacity Battery Holder and Harness Kit

All Switch models

**295100966**

- Allows you to install a Group 27 AGM battery that will give you the extra juice you'll need to power auxiliary electrical components like a sound system or GPS.
- Includes all necessary wiring and battery holder.
- Required Group 27 AGM battery not included.

### Ski and X Package Module

Switch Cruise

**295100857**

- One module that includes both Ski and X Package functions:
  - Activates ski mode: Offers a choice of different preset acceleration curves for perfect launch every time when towing a skier or wakeboarder, plus steady tow speed.
  - Activates X package functions on gauge. See X Package Module description to find out which X features it unlocks on your vehicle.

- User-friendly interface on gauge.
- Simple plug-in connection.
- Standard on Switch Sport models.
- Includes hardware necessary for installation.

# Flooring Accessories




## Sun Pads

All Switch models

**281300149** Rectangle

**281300046** Corner

**281300036** Square



- Provides the perfect place for relaxing in the sun with friends.
- 25 mm pad thickness offers seat-like comfort.
- Water-resistant material will not absorb water.
- Durable, high-quality material is easy to maintain and resists fading, stains, mildew, as well as wear and tear.

- Secured in place with plastic hooks, over-molded with polyurethane material for easy install and removal.
- Customizable configuration with the Switch tile system.
- Sold individually.

## Multi-surface Switch Modular Deck

Any flat surface

**295100937**



- Instantly add versatility to your seating by moving Switch furniture to surfaces outside the boat.
- Installs on most types of flat surfaces from docks, decks, patios and more.
- Allows for installation of a variety of Switch furniture like tables, seats and sun pads with the same easy-to-use system as the pontoon.

- Allows for use of LinQ Modular Plate for use of LinQ accessories on your dock or preferred seating area.
- Easy-to-clean anti-slip surface.
- Includes four 18" x 18" (458 mm x 458 mm) tiles with beveled edges and installation hardware.

# Furniture & Seating



## Adjustable Table

All Switch models

**295100784**



- Offers flexible comfort and convenience in a variety of adjustable heights and positions.
- Textured tabletop pattern adds grip to table surface to help items stay in place.
- Four cup holders to securely hold most sizes of beverages.
- Easily installs with Switch locking mechanism in three locations: front or rear of the boat, or on the swim platform.
- Top portion can also be used without pedestal when installed between two seats.
- Two LinQ Lite mounting points increase versatility and usable space by allowing LinQ Lite cup holders to be mounted on the side of the table.
- Dimensions: 22" x 18".
- Maximal height: 29" retractable to: 20".

## Corner Table

All Switch models

**295101052**



- Convenient corner table with two cup holders adds storage and versatility to overall floor plan.
- Multiple layout configurations thanks to exclusive Switch latching system.
- Easily removable in seconds to add more open floor space when desired.
- Easy-to-clean surface and perfect match for Switch's modern look.
- Sport Railing Backrest must be removed for installation on Switch Sport models.

## Single Seat

All Switch models

**295100982**



- Comfortable, versatile seat for one passenger.
- Capable of moving around the deck for a variety of layouts.
- Toolless installation and removal with the Switch latching system.
- Available handle adds security for bumpy rides.
- Marine-grade vinyl is easy to clean and stands up to sun and weather.
- Can be installed on the Multi-surface Switch Modular Deck (sold separately) for use outside your Switch.
- Seat Corner Backrest and Seat Side Panels can be added (sold separately) for a more finished layout.

## Seat Side Panel

Single Seat

**295101047** Right  
**295101046** Left



- Closes the underseat storage space for a closed storage compartment.
- Seamless integration and easy installation.

## Seat Corner Backrest

Single Seat

**295100970** Right  
**295101045** Left



- Create a corner seat or complete a longer bench for more seating.
- Padded lateral support provides optimal comfort.
- Available in both right- and left-handed orientation to fit your needs.
- Must be mounted to the side of a Switch Single Seat.
- Features a LinQ Lite Holder for Corner Backrest (295101044) that allows the installation of LinQ Lite accessories.

**Soft Armrest with Cup Holder**

**269003781**



- Adds comfort plus a convenient cup holder for your beverage.
- Ideal height for arm support while lying on the Sport Lounge.
- Easy installation.

# Watersport Accessories



**Wakeboard Holder**

All Switch models

**295100932**



- Easy, safe onboard storage for your wakeboard.
- Rail-mounted installation saves valuable floor space.
- Robust quick-install system can be installed in a variety of locations for ultimate convenience.
- Soft rubberised cushion protects board edge while underway.
- Adjustable strap accommodates most sizes and styles of wakeboards and wakeskates.
- Sold individually, each rack holds one wakeboard.

**Rearview Mirror**

Switch models with Bimini Top

**295100934**



- Ideal solution for rearview sight while towing.
- Adjustable height and angle for the perfect view.
- Wide angle mirror reduces blind spots.
- Folds up when not in use.
- High quality mirror for an undistorted view.
- Securely clamps to the Bimini Top structure.
- Dimensions: 4.4" x 9".



**Shock Tube****295100662**

- Protects passengers from ski rope kick-back and keeps it away from impellers.
- Durable nylon covered closed-cell foam.

**Quick Attach Inflatable Holder**

Switch Cruise 21'

**295101050**

- Gives you a secure place to stash your tube without having to deflate it first.
- Positioned outside of the boat, it stays out of the way while not in use.
- Adjustable straps accommodate most sizes and shapes of inflatables.

**Wake and Ski Pylon**

All Switch models

**295100971**

- High-rise tow pylon for the perfect ski or board pull.
- Raises tow point by 23 $\frac{5}{8}$ " (60 cm) to keep rope out of the water and provide optimal pull angle.
- Easy install and removal.
- Profiled tube made of extruded high-strength aluminum.

# Docking & Anchoring



## LinQ Lite Fender Kit

All Switch models

295101277



- Optimal protection for watercraft while docking.
- Full adjustable height to fit any dock.
- High quality, marine grade vinyl construction withstands dock impacts, resists sun fading and cracking.
- Easy to inflate to maintain proper air pressure.
- Unique LinQ stowage when not in use, stores vertically on rail out of the way.
- Fast, easy LinQ installation.
- Includes two LinQ Lite Fenders, two LinQ Lite Holder for Rail and ropes.
- Dimensions: 20" length, 7" diameter.
- Colour: Grey.

## Speed Tie

All Switch models

295100778



- The ultimate mooring line management system that frees up storage and floor space.
- Convenient, easy-access secure docking solution, fully integrated rope management system.
- 3/8" (10 mm) double braided rope, 20' (6 m) at front and 20' (6 m) at rear.
- Installs at pontoon cleats.
- Up to four speed ties per pontoon. One kit each side.
- Sold in pairs.

## Docking Lights

All Switch models

295101083



- Perfect low-light visibility for docking or loading at dusk.
- Low/high-beam intensity.
- Fixed bow-mounted installation.
- Control switch installed on console.
- Requires Harness (278003684) if installed along with other electrical accessories.

## Anchor Kit

295100821



- Optimal anchoring solution for Switch pontoon for mooring in mud, sand, gravel and rock bottoms.
- Easily stows in dedicated Integrated Anchor Storage.
- Specifically designed for perfect integration and optimal performance for the Switch weight in several anchoring conditions.
- Rust-resistant vinyl-coated anchor and chain.
- Kit includes: Anchor (8 lb), 3/8" x 100' marine-grade black nylon rope with two stainless steel shackles and 1/4"x 4' high-quality PVC coated chain.

## Mooring Rope

295100825



- Shock cushioned nylon rope ideal for mooring your Switch.
- 25-foot length.
- Highly durable, high strength.

# Boating Essentials



## Paddle

295101192 Black



- Lightweight retractable paddle.
- Versatile T-handle provides grip and doubles as a docking hook.
- Floats for added peace of mind.
- Easily disassembled for quick stowage – storage strap included.
- Extends from 69" – 87" (174 cm – 222 cm).

## Whistle

295500554



- Pealess whistle.
- Produces an extremely loud, high, penetrating sound that can be heard over long distances.
- Unaffected by water; just clear with one quick blow.

## Safety Equipment Kit

295100330



- This kit includes all the essentials for your watercraft.
- 50' (15 m) of buoyant heaving line, bailer, whistle and watertight flashlight.

## RF Programmable D.E.S.S.™ Key

All Switch models

278003400 Yellow

278003401 Green  
(Learning Key)



- Digitally Encoded Security System (D.E.S.S.) key's ball-and-socket design provides riders with easy and quick starts every time.
- Anti-theft technology: the key communicates with the vehicle wirelessly, so the vehicle starts only when the key code matches the vehicle, for ultimate peace of mind.
- The RF Programmable D.E.S.S. Key can also be programmed to limit the speed of the boat, enabling first time users and less experienced operators to learn how to operate it while gaining the necessary confidence and control.
- Colour options facilitate the differentiation between the programmed keys.
- Can be used as replacement key or second key.

## RF Programmable D.E.S.S.™ Key Bracelet

278004088



## Registration Kit

All Switch models


295100631




- High-quality UV-resistant registration kit.
- Easy to install without deformation, with a glue that will adhere to all surfaces.
- Meets mandatory regulations for height, size and international laws.

# Covers



<b>NEW</b> Console Cover	All Switch models	<b>295101195</b>
	<ul style="list-style-type: none"> <li>• Weather-resistant cover protects your console during storage and transportation.</li> <li>• Made of heavy-duty UV-resistant solution-dyed polyester canvas.</li> <li>• Soft inner lining prevents panel abrasion.</li> </ul>	<ul style="list-style-type: none"> <li>• Yellow fabric indicates handlebar position.</li> <li>• Zippered openings allow easy access to the console's small storage space.</li> <li>• Perfect fit for your console, with or without installed Garmin GPS.</li> </ul>

<b>NEW</b> Captain Seat Cover	All seats without armrest	<b>295101250</b> · without armrests
	<ul style="list-style-type: none"> <li>• Weather-resistant cover protects your driver seat during storage and transportation.</li> <li>• Made of heavy-duty UV-resistant solution-dyed polyester canvas with two vents.</li> <li>• A logo indicates backrest top position for ease of installation.</li> </ul>	



<b>Mooring and Trailing Cover</b>	Switch Cruise 21'	<b>295100964</b>
	<ul style="list-style-type: none"> <li>• Heavy-duty, UV-resistant polyester canvas mooring cover keeps Switch interior dry and protected.</li> <li>• Innovative clip system makes for easy, fast installation, and allows LinQ Lite accessories to remain attached to the rails while cover is in use.</li> <li>• Interior pole system keeps cover elevated and prevents water pooling on the cover.</li> </ul>	<ul style="list-style-type: none"> <li>• Air vents at the front and rear allow increased air circulation.</li> <li>• Compatible with Switch bimini tops.</li> <li>• Includes everything needed for immediate use.</li> </ul>



<b>Front Trawling Cover</b>	All Switch models	<b>295100782</b>
	<ul style="list-style-type: none"> <li>• Protects front hull and panels from dirt, insects and other debris while trawling.</li> <li>• Simple installation by attaching to trailer and Switch mooring cleats.</li> </ul>	<ul style="list-style-type: none"> <li>• Provides full watercraft coverage when paired with Switch Mooring Cover while trawling.</li> <li>• Polyurethane coating makes cleaning fast and easy.</li> </ul>

# Replacement Parts



NAME	COMPATIBILITY	SKU
Bimini Top Replacement Canvas	Switch Cruise	281300691
Double Tile Cap		291005630
Tile Cap		291004897

## CLEAR-VIEW SIDE PANELS REPLACEMENT PARTS

- 1 Clear-View Side Panels Replacement – Rear  
 Switch Cruise 21'  
**295101122**
- 2 Clear-View Side Panels Replacement – Left Rear  
 Switch Cruise 21'  
**295101114**
- 3 Clear-View Side Panels Replacement – Right Rear  
 Switch Cruise 21'  
**295101115**
- 4 Clear-View Side Panels Replacement – Front  
 All Switch models  
**281300692**
- 5 Clear-View Side Panels Replacement – Left Side  
 Switch Cruise 21'  
**281300701**
- 6 Clear-View Side Panels Replacement – Right Side  
 Switch Cruise 21'  
**295101301**



\*Overseas model shown. Certain features and accessories may not be available in your region.

# Switch Parts & Maintenance

- 103 Parts
- 104 Engine Oils
- 104 Functional Fluids
- 105 Lubricants



## Sea-Doo limited warranty\*

1-Year on BRP Parts

\*Purchased at an authorised BRP dealership/distributor or on a BRP-authorised online store. Unless otherwise stipulated or required by law. Other exclusions may apply. See complete limited warranty or contact your authorised Sea-Doo dealer. This limited warranty does not apply to factory-installed accessories.



# Parts

<b>Batteries</b>	MY24	Yuasa	30 amps (BBPM7230L) <i>(Not illustrated)</i>	<b>515176151</b>
	MY23	Haiju	21 amps (HTX24HL-FA)	<b>219800519</b>
	<ul style="list-style-type: none"> <li>• Factory activated.</li> <li>• Permanently sealed and non-spillable.</li> <li>• Made from absorbent glass mat (AGM).</li> </ul>			
<b>Impeller</b>	230 HP			<b>267001085</b>
	<ul style="list-style-type: none"> <li>• High performance impellers designed specifically to enhance engine performance and calibration.</li> <li>• Offers a perfect fit with wear ring and driveshaft components.</li> </ul>			
<b>Wear Ring</b>	170 HP			<b>267000419</b>
	230 HP			<b>267000917</b>
	<ul style="list-style-type: none"> <li>• Simple, cost effective way to keep the pump system operating like new.</li> <li>• Restore tight clearance to your impeller.</li> <li>• Reduce cavitation and recover lost performance caused by a worn ring.</li> </ul>			
<b>Sacrificial Anodes</b>				<b>271001942</b>
	<ul style="list-style-type: none"> <li>• Sacrificial anodes are specifically designed to protect parts of your personal watercraft that are underwater from galvanic corrosion.</li> <li>• Like the name implies, they essentially "sacrifice" themselves by absorbing the electrochemical process of corrosion to prevent metal components like the impeller, jet pump nozzle or engine from being "eaten away" instead.</li> <li>• Galvanic corrosion can cause major damage if not controlled.</li> <li>• Inspect your sacrificial anode at least once a month.</li> <li>• Replace it when it is 50% depleted.</li> </ul>			
<b>Oil Filter</b>				<b>420956744</b> Rotax 1500 cc and more engines
	<ul style="list-style-type: none"> <li>• Ask your certified BRP dealer to match the right parts to your model.</li> </ul>			
<b>NGK Spark Plug</b>	DCP-R8E			<b>715900637</b>
	<ul style="list-style-type: none"> <li>• BRP dealers carry the full line of premium NGK Spark Plugs for Sea-Doo watercraft.</li> </ul>			

# Engine Oils

## XPS 4T 5W-40 Synthetic Blend Oil Change Kit

**9779251** Rotax 1500 cc and more engines



- Ultra-convenient "all-in-one" oil change kit saves time and money.
- Includes XPS Synthetic or Synthetic Blend Oil, oil filter, O-rings and washer.

## XPS 4T 5W40 Synthetic Blend Oil

**9779133** 1 qt. / 0.946 L

**9779134** 1 US gal / 3.785 L



- Designed for high-performance off-road, on-road, personal watercraft and jet propulsion 4-stroke engines, including turbo or supercharged powersport engines.
- Off-road formula with premium antiwear and anti-corrosion additives.
- Provides superior engine and transmission protection against rust and corrosion even in extreme conditions.

# Functional Fluids

## Extended Life Pre-mixed Coolant

**9779150** 1 qt. / 0.946 L



- Antifreeze/coolant contains the correct dilution and the necessary additives to prevent corrosion and inhibit cavitation in BRP cooling systems.
- Long-life, 5-year formula specially formulated for BRP vehicles.
- Superior heat transfer.
- Ideal replacement for vehicles that normally use a 2-year antifreeze/coolant (green).
- 5-year (orange).



# Lubricants



## Synthetic Grease

9779702 14 fl. oz. / 400 g



- Recommended for marine applications.
- This synthetic grease provides the best wear protection and water resistance available.

## Synthetic Jet Pump Oil

9779221 6 fl. oz. / 178 ml



- Synthetic Jet Pump Oil uses a unique combination of synthetic base stocks and additives that allow higher loads, superior shear stability and reduced oxidation compared to other synthetics and conventional API GL-5 oils.
- Recommended for use in Sea-Doo jet pumps requiring oil.

## Jet Pump Bearing Grease

9779703 3.7 fl. oz. / 110 ml



- Specially made for high performance jet propulsion systems.
- High-performance grease formulated to resist and repel water.
- Prevents the spread of surface oxidation which causes rust and corrosion.

## XPS Spline Grease

9779704

(Not illustrated)

- XPS Spline Grease All-Weather is an enhanced formulation using a balance of molybdenum disulfide and surface modified synthetic graphite combined to provide protection for a wide variety of applications over a wide temperature range.
- XPS Spline Grease All-Weather eases assembling and dismantling, saving man hours. It assures protection against rust, oxidation, and corrosion. It will not harden, evaporate, or settle out; and it requires no thinning.

## Anti-Corrosive Lubricant

9779166 14 fl. oz. / 400 g



- Multipurpose lubricant that can also be used to prevent rust, corrosion and moisture intrusion.
- It contains extreme pressure additives that work as an all-around lubricant for just about anywhere lubrication is needed.

## XPS Storage Oil

9779173 12 fl. oz. / 350 g



- High-performance fogging oil designed to protect internal engine parts from rust and corrosion.
- It coats engine internals throughout the whole storage period and is burned away through combustion when engine is started.
- Protects engines during non-use or storage.
- Burns complete upon start up.

## Fuel Stabilizer

9779171 8 fl. oz. / 236 ml



- Ethanol-compatible and will stabilize fuel in your tank to keep it from breaking down and causing hard starting, throttle hesitation and poor run quality.
- Ethanol attracts moisture, and this product contains powerful anti-corrosion additives to protect fuel system components.
- Prevents problems associated with E10 fuels.





# Apparel



# Apparel

- 112 Personal Flotation Device
- 113 Personal Flotation Device
- 114 Neoprene Guide
- 116 Get the Performance Look
- 117 Neoprene Riding Gear
- 120 What to Wear on Your First Ride
- 121 Rashguards
- 124 UV Protection
- 125 Floatable Collection
- 126 Headwear
- 128 Get the Adventure Look
- 129 Footwear
- 131 Eyewear
- 133 Handwear
- 134 Fun in the Sun
- 135 A Day on the Boat
- 136 Sportswear
- 142 Towels and Ponchos
- 143 Play and Licensing Products
- 146 Sizing Chart



# What do you need to wear on the water



**Eyewear** UV eyewear that stays secure on your ride and protects you from splash and spray.



**PFD** to keep you afloat during your ride.



**Protective Bottoms:** Undershorts or a neoprene bottom for protection from sun and water intrusion.



**UV protection:** Hats, caps, rashguards and neck rags for sun and splash protection.



**Gloves:** for better grip and hand protection.



# PFDs are more inclusive than ever!

## All styles are unisex!



### Sizing recommendation

Size	Chest	Weight	Min. Buoyancy
<b>XS</b>	82cm	40kg - 60kg	45N
<b>S</b>	92cm	40kg - 60kg	45N
<b>M</b>	100cm	60kg - 70kg	53N
<b>L</b>	104cm	+ 70kg	60N
<b>XL</b>	112cm	+ 70kg	60N
<b>2XL</b>	118cm	+ 70kg	60N
<b>3XL</b>	124cm	+ 70kg	60N
<b>4XL</b>	130cm	+ 70kg	60N

# Angler Pro

## PFD Features

- Includes removable bait bucket (see adjacent for features)
- Hydration pocket on back with 2 tube fasteners
- Radio mounts on each shoulder
- Action camera mount, compatible with GoPro and Cyclops Gear
- Gear Keeper® retracting tether, mounted into the PFD & replaceable
- Stash pocket for keys & small items
- Durable nylon pocket perfectly sized for a typical small tackle box
- D loop on nylon pocket for further attachments
- Elasticised nylon pocket with drainage for storing tools fixed to tether
- Mesh outer pocket with reflective strip on front and back for visibility including internal license holder
- Segmented design allowing for more movement
- 2mm neoprene construction for comfort, warmth and freedom



## Bait Bucket Features

- Attaches to PFD with 2 Velcro straps through discreet plastic loops on PFD Plastic molded bucket can be removed from pouch for easy cleaning
- Plastic molded lid also included & can be used as a stable surface (not pictured)
- Removable divider gives flexibility of bait options - 2 x small baits or 1x large bait
- Large, easy to use zip easily operated with one hand
- Hook strip on top of lid meets with Loop strip on PFD to hold lid in open position
- Remove the bucket for normal lifestyle riding
- Red piping & zipper with rubberised Sea-Doo badge

# Personal Flotation Device



## MEN'S - PERSONAL FLOTATION DEVICE



### Sea-Doo XRS PFD L50

S, M, L, XL, 2XL

Lightweight, Segmented ecophene design for all-day comfort.

- Environmentally friendly ecoprene material that is rubber free, flexible, lightweight, breathable and quick dry.
- Segmented vest fit.
- Single belt construction.
- Comfortable fit with extra stretch.
- Australian Standards front zipper.
- Loop at back neck to attach your Sea-Doo goggles to your vest.
- D-ring for key lanyard.



### Sea-Doo Adventure PFD L50

S, M, L, XL, 2XL, 3XL, 4XL

Adventure ready PFD with pockets & added safety features

- Lightweight, low-profile ecoprene design for all-day comfort.
- Environmentally friendly ecoprene material that is rubber free, flexible, lightweight, breathable and quick dry.
- Comfortable fit with extra stretch.
- Camera mount.
- Whistle and reflective to increase safety.
- Pockets to fit an Handheld VHF radio holder.
- Loop at back neck to attach Sea-Doo goggles to your vest.
- D-ring for key lanyard.
- Multiple pockets.



### Sea-Doo Splash PFD L50

S/M, L/XL, 2XL, 3XL, 4XL

PFD with a ultra durable polyester outer shell.

- Heavy-duty nylon material.
- Polyethylene foam inserts.
- Armholes cut large for riding comfort.
- Loop at back neck to attach your Sea-Doo goggles to your vest.
- Shell: 100% nylon.
- Insulation: 100% expandable polyethylene



### Sea-Doo Pro Team PFD L50

S/M, L/XL, 2XL, 3XL, 4XL

Lightweight, Segmented ecophene design for all-day comfort

- Environmentally friendly ecoprene material that is rubber free, flexible, lightweight, breathable and quick dry.
- Pillion Grip handles
- Comfortable fit with extra stretch.
- Australian Standards front zipper.
- Loop at back neck to attach your Sea-Doo goggles to your vest.
- D-ring for key lanyard.



**LADIES' – PERSONAL FLOTATION DEVICE**



Pink (287015)

**Sea-Doo XRS PFD L50**

6, 8, 10, 12, 14, 16, 18

- Lightweight, Segmented ecophene design for all-day comfort.
- Environmentally friendly ecoprene material that is rubber free, flexible, lightweight, breathable and quick dry.
  - Segmented vest fit.
  - Single belt construction.
  - Comfortable fit with extra stretch.
  - Australian Standards front zipper.
  - Loop at back neck to attach your Sea-Doo goggles to your vest.
  - D-ring for key lanyard.



Black (287025)

Turquoise (287025)

Red (287024)

**Sea-Doo Pro Team PFD L50**

287024 6, 8, 10, 12, 14, 16, 18

- Lightweight, Segmented ecophene design for all-day comfort
- Environmentally friendly ecoprene material that is rubber free, flexible, lightweight, breathable and quick dry.
  - Pillion Grip handles
  - Comfortable fit with extra stretch.
  - Australian Standards front zipper.
  - Loop at back neck to attach your Sea-Doo goggles to your vest.
  - D-ring for key lanyard.

**JUNIOR – PERSONAL FLOTATION DEVICE**



Black (287021)

Turquoise (287021)

Yellow (287020)

**Sea-Doo Splash PFD L50**

4-6, 8-10, 12-14

- PFD with a ultra durable polyester outer shell.
- Heavy-duty nylon material.
  - Polyethylene foam inserts.
  - Armholes cut large for riding comfort.
  - Loop at back neck to attach your Sea-Doo goggles to your vest.
  - Shell: 100% nylon.
  - Insulation: 100% expandable polyethylene

Sizing Chart on Page 118



Blue (287026)

Pink (287026)

**Sea-Doo Pro Team PFD L50**

3-4, 4-6, 8-10, 12-14

- PFD with a ultra durable polyester outer shell.
- Heavy-duty nylon material.
  - Polyethylene foam inserts.
  - Armholes cut large for riding comfort.
  - Loop at back neck to attach your Sea-Doo goggles to your vest.
  - Shell: 100% nylon.
  - Insulation: 100% expandable polyethylene

# Neoprene Guide

Designed for the Sea-Doo PWC life. Whether you are heading out for a full day of fishing, riding at high speeds or just cruising around, make sure you're always protected against the elements with our range of neoprene.

Our neoprene riding gear provides exceptional protection and comfort on every ride.



**EXPLORER RIDING JACKET**

*For any adventure*

Fit over the PFD

**PERFORMANCE RIDING JACKET**

*The perfect mix between protection and comfort*

Fit under the PFD

**NEOPRENE RIDING JACKET**

*For colder days; ultimate protection from the elements*

Fit over the PFD

**2/2 MM SHORTY WETSUIT LONG SLEEVE**

*For protection, mobility and better comfort*

Fit under the PFD

PROTECTION



WARMTH



SIZING

Men

Men

Men

Men & Women

USAGE

Cold weather adventures.  
Fishing.  
Performance riding.

Temperate weather.  
Performance riding.

Cold weather.  
Performance riding.  
Recreation.

Temperate weather.



**3 MM ESCAPE SHORTY WETSUIT**

*Protection against the elements, built for speed*

Fit under the PFD



Men & Women

Temperate weather.  
Performance riding.



**MONTEGO JACKET & PANTS**

*Ultimate protection for performance riders*

Fit under the PFD



Men & Women

Cold weather.  
Performance speed protection.  
Water intrusion protection.



**NEOPRENE SHORTS**

*Great protection and comfort on high-intensity rides*



Men & Women

Temperate weather.  
Water intrusion protection.



**PROTECTIVE UNDERSHORTS**

*Breathable and lightweight first layer protection*



Men & Women

Tropical temperatures.  
Water intrusion protection.

# GET THE PERFORMANCE LOOK

THE ULTIMATE GEAR FOR YOUR HIGH-SPEED RIDES



**1 (NEW)** Men's Printed Long Sleeve Rashguard Performance  
288057  
Black (90)

**2** Sea-Doo Choppy Shorty Gloves  
446333  
Royal Blue (83)

**3 (NEW)** Men's Performance Riding Jacket  
286831  
Black (90)

**4 (NEW)** Airflow Sunset Edition PFD  
287011  
Hi-Vis Yellow (26)

**5 (NEW)** Sea-Doo Low Tide Polarised Floating Sunnies (UV)  
448802  
Gold (11)

**6 (NEW)** Sea-Doo High Tide Polarised Floating Sunnies (UV)  
448803  
Blue (80)

**7 (NEW)** 2/2 mm Shorty Wetsuit Long Sleeve  
286822  
Black with Graphics (94)

**8** Unisex Sea-Doo Riding Boots  
444259  
Black (90)

**9** Men's Montego Pants  
286818  
Black (90)

# Neoprene Riding Gear



MAKE SURE TO WEAR PROTECTIVE NEOPRENE BOTTOMS AT ALL TIMES TO PROTECT YOURSELF FROM ANY WATER INTRUSION WHILE RIDING ON THE WATER.

## MEN'S – NEOPRENE RIDING GEAR



Black (90)

### **NEW** Performance Riding Jacket 286831 S, M, L, XL, 2XL, 3XL

2 mm neoprene Riding Jacket to be worn under your PFD for extra warmth and protection from the elements.

- 90% neoprene, 10% nylon.
- Perforated neoprene fabric at neck, underarm and side chest panels for better movement.
- UV protection.
- Glideskin seals on the cuff.
- Adjustable hood, hem and cuffs.
- Durable YKK zippers.



Charcoal Grey (07)

### Explorer Riding Jacket 286815 S, M, L, XL, 2XL, 3XL

3/2 mm neoprene riding jacket built for adventure.

- 90% neoprene, 10% nylon.
- 3 mm Glideskin neoprene shoulder yokes.
- Loose fit silhouette.
- Designed to be worn over your PFD.
- Centre back slit to help with movement.
- Multi-use pockets with webbing, reflective welding and D-ring.
- Adjustable hood & Velcro wrist adjustment.
- Durable YKK auto lock front zipper.
- Key loop in right hand pocket.



Orange (12)

### Neoprene Riding Jacket 286787 S, M, L, XL, 2XL, 3XL

2/1.5 mm Neoprene Riding Jacket to be worn over your PFD for extra warmth and protection from the elements.

- 90% neoprene stretch fabric, 10% nylon.
- 1.5 mm neoprene super stretch fabric at underarm, cuff and sleeve tabs.
- UV protection.
- Adjustable hood & cuff.
- YKK durable front and pocket zippers.
- Reflective details on sleeves.



Black (90) Lava Red (17) Navy (89) Aqua (76)

### Montego Jacket 286817 S, M, L, XL, 2XL

3/2 mm neoprene Montego Jacket.

- 90% neoprene, 10% nylon.
- Athletic fit.
- Integrated 2 mm Glideskin neoprene band in bottom hem.
- Durable YKK auto lock front zipper.
- Raw edges at cuffs and collar.
- Contrast flatlock stitch construction prevents chafing.
- UV protection.



Black with Graphics (94)

Orange (12)

### **NEW** 2/2 mm Shorty Wetsuit Long Sleeve 286822 XS, S, M, L, XL, 2XL, 3XL

286822 XS, S, M, L, XL, 2XL, 3XL

- Adjustable back collar closure with hook and loop for better mobility and fit.
- Durable YKK auto lock back zipper with long Sea-Doo puller.
- Perforated foam for better movement.
- Side pocket with key loop.
- Glideskin seals on the cuff and leg hem.
- UV protection.



Navy (89)

### 3 mm Escape Shorty Wetsuit 286788 XS, S, M, L, XL, 2XL, 3XL

3/2 mm wetsuit for ultimate protection and comfort in moderate temperatures.

- 90% neoprene stretch fabric, 10% nylon.
- UV protection.
- Open collar for better mobility with adjustable Velcro.
- Durable YKK back zipper.
- Glideskin seals on the edge of arms & legs.
- Back zip with extended puller.

**MEN'S – NEOPRENE RIDING GEAR**



Black (90)

Grey (09)

**Montego Pants**

**286818** S, M, L, XL, 2XL

3/2 mm neoprene performance riding pants.

- 90% neoprene, 10% nylon.
- Ergonomic waistband with adjustable drawcord.
- High-waisted design for superior coverage while riding.
- 2 mm side neoprene stretch fabric for comfort and mobility.
- Textured neoprene and abrasion-resistant knees for durability.
- Glideskin neoprene leg hem.
- Athletic fit.
- UV protection.



Black (90)

**Neoprene Shorts**

**286808** S, M, L, XL, 2XL, 3XL

2 mm neoprene riding shorts.

- Ergonomic waistband and tall back for more coverage.
- Flat lock construction for more comfort.
- Side pocket with key loop.
- Fitted.
- Stretch fabric.
- UV protection.
- Moisture wicking.



Black (90)

**Protective Undershorts**

**454581** XS, S, M, L, XL, 2XL, 3XL

Protective undershorts to protect you from the elements while Sea-Doo riding.

- 82% nylon, 18% spandex.
- 220 gsm.
- 1.5 mm neoprene for better protection at seat area.
- 4-way stretch.
- 3D mesh pouch for support and ventilation.
- Inner elastic waistband.

**LADIES' – NEOPRENE RIDING GEAR**



Black (90)

**Ladies' Neoprene Shorts**

**286786** XS, S, M, L, XL, 2XL

2 mm neoprene riding shorts.

- Yoga-type improved waist cut.
- Flatlock stitched construction is non-chafing on skin.
- Sea-Doo print on side.



Black (90)

**Ladies' Protective Undershorts**

**286799** XS, S, M, L, XL, 2XL, 3XL

2 mm neoprene undershorts for protection around seat area.

- Inner elastic waistband.
- Stretch fabric.
- UV protection.
- Moisture wicking.



Black (90)

**Ladies' 1.5 mm Neoprene Shorty Shorts**

**286824** XS, S, M, L, XL, 2XL

1.5 mm neoprene riding shorts.

- 90% neoprene, 10% nylon.
- Inseam: 5"
- Ergonomic yoga waistband and tall back for more coverage.
- Flatlock stitch construction prevents chafing.
- Fitted.
- Stretch fabric.
- Moisture wicking.
- Sea-Doo print at back.



**Ladies' Montego Jacket**

**286821** XS, S, M, L, XL, 2XL

Ladies' 3/2 mm neoprene performance riding jacket.

- 90% neoprene, 10% nylon.
- Athletic fit.
- Bottom hem band 2 mm neoprene Glideskin.
- Durable YKK auto lock front zipper.
- Raw edges at cuffs and collar.
- Contrast flatlock stitch construction prevents chafing.
- UV protection.
- Sea-Doo print at sleeve and back.



**Ladies' Montego Pants**

**286820** XS, S, M, L, XL, 2XL

Ladies' 3/2 mm neoprene performance riding pants.

- 90% neoprene, 10% nylon.
- Ergonomic waistband and tall back for more coverage.
- 2 mm side neoprene stretch fabric for better mobility.
- Textured neoprene and abrasion resistant knees for better durability.
- 2 mm neoprene Glideskin at leg cuff hem to help the style stay in place.
- Fitted.
- Durable.
- UV protection.
- Sea-Doo prints at leg and back.



**NEW Ladies' 2 mm Shorty Wetsuit Long Sleeves**

**286823** XS, S, M, L, XL, 2XL

- Adjustable back collar closure with hook and loop for better mobility and fit.
- Durable YKK auto lock back zipper with long Sea-Doo puller.
- Perforated foam for better movement.
- Side pocket with key loop.
- Glideskin seals on the cuff and leg hem.
- UV protection.



Deep Purple (42)

**Ladies' 3 mm Exotic Shorty Wetsuit**

**286813** XS, S, M, L, XL, 2XL

Ladies' 3/2 mm wetsuit for ultimate protection and comfort in moderate temperatures.

- 90% neoprene stretch fabric, 10% nylon.
- 2 mm super stretch fabric at sides: 94% nylon, 6% spandex.
- 3 mm neoprene outer shell and under flap.
- UV protection.
- Open collar design with adjustable Velcro closure for comfort and ease of movement.
- Glideskin seals on the edge of arms & legs.
- Durable YKK back zipper with Sea-Doo puller.
- Side pocket and key loop.

MUST-HAVE PIECES FOR TOP RIDING PERFORMANCE



WOMEN

- 1 Ladies' Montego Pants 286820\_90
- 2 Ladies' Montego Jacket 286821\_41
- 3 Sea-Doo Lagoon Polarised Floating Sunnies 448747\_36
- 4 Ladies' One-Piece-Suit Rashguard 454672\_41
- 5 Sea-Doo Choppy Shorty Gloves 446333\_74
- 6 Sea-Doo Airflow Sunset Edition PFD 285988\_17
- 7 Sea-Doo Riding Boots 444260\_90

# WHAT TO WEAR ON YOUR FIRST RIDE



## MEN

- 1** Fashion Long Sleeve Rashguard Signature  
288056  
Navy (89)
- 2** Sea-Doo Sand Polarised Floating Sunnies  
448746  
Amber (95)
- 3** Men's UV Protection Undershorts  
454581  
Black (90)
- 4** 20" Classic Boardshort Sea-Doo  
454671  
Navy (89)
- 5** Sea-Doo Water Shoes  
444259  
Black (90)
- 6** Sea-Doo Choppy Shorty Gloves  
446333  
Black (90)
- 7** Sea-Doo Airflow Sunset Edition PFD  
285988  
Orange (12)

## YOUTH

- 8** Kids' Sea-Doo Quick Dry Poncho by Slowtide  
288061  
Black with Graphics (94)
- 9** Youth Long Sleeve Rashguard  
454676  
Royal Blue (83)
- 10** Sea-Doo Junior Freedom PFD  
285972  
Black (90)

## WOMEN

- 11** Ladies' Short Sleeve Rashguard Signature  
454484  
Lilac (25)
- 12** Sea-Doo Airflow Sunset Edition PFD  
285988  
Hi-Vis Yellow (26)
- 13** Sea-Doo Sand Polarised Floating Sunnies  
448746  
Indigo Blue (82)
- 14** Sea-Doo Water Shoes  
444259  
Grey (09)
- 15** Short Sleeve Rashguard Performance  
454682  
Teal (74)
- 16** Ladies' Protective Undershorts  
286799  
Black (90)



# Rashguards



## MEN'S - RASHGUARDS



Black (90)

### **NEW** Long Sleeve Rashguard Performance

288057 S, M, L, XL, 2XL

Long Sleeve Performance Rashguard perfect for protecting you during your Sea-Doo ride.

- 87% polyester, 13% spandex.
- 210 gsm.
- UV protection – 50 UPF.
- 4-way-stretch.
- Quick dry.
- Athletic fit.
- Sea-Doo logo at front and printed artwork at back.



White (01)

Royal Blue (83)

### Long Sleeve Rashguard Performance

454665 S, M, L, XL, 2XL

Ultimate lightweight protection from sun and spray with an athletic fit.

- 87% polyester, 13% spandex.
- 210 gsm.
- UV protection – 50 UPF.
- 4-way stretch.
- Quick dry.
- Athletic Fit.
- Sea-Doo logo on sleeve.



Smoke (57)

Navy (89)

Lava Red (17)

### Short Sleeve Rashguard Performance

454666 S, M, L, XL, 2XL

Lightweight protection from sun and spray with an athletic fit and short sleeves.

- 87% polyester, 13% spandex.
- 210 gsm.
- UV protection – 50 UPF.
- 4-way stretch.
- Quick dry.
- Athletic Fit
- Sea-Doo logo at shoulder.



Charcoal Grey (07)

Navy (89)

### **NEW** Fashion Long Sleeve Rashguard Signature

288056 S, M, L, XL, 2XL

Long Sleeve Rashguard with loose fit.

- 87% polyester, 13% spandex.
- 210 gsm.
- UV protection – 50 UPF.
- 4-way-stretch.
- Quick dry.
- Large Sea-Doo logo on the sleeve.



Black (90)

Army Green (77)

Lava Red (17)

### Long Sleeve Rashguard Signature

454459 S, M, L, XL, 2XL

Long Sleeve Rashguard with loose fit.

- 87% polyester, 13% spandex.
- 210 gsm.
- UV protection – 50 UPF.
- 4-way stretch.
- Quick dry.
- Sea-Doo logo at centre chest.



Blue (80)

Ice (38)

Hi-Vis Yellow (26)

Black with Graphics (94)

### Short Sleeve Rashguard Signature

454487 S, M, L, XL, 2XL

Short Sleeve Rashguard with loose fit.

- 87% polyester, 13% spandex.
- 210 gsm.
- UV protection – 50 UPF.
- 4-way stretch.
- Quick dry.
- Sea-Doo logo at centre chest.

LADIES' – RASHGUARDS



Navy (89)

Violet (41)

**Ladies' One-Piece-Suit Rashguard**  
454672 S, M, L, XL

Long sleeve One-Piece-Suit Rashguard perfect for protecting you during your Sea-Doo ride.

- 87% polyester, 13% spandex.
- 210 gsm.
- UV protection – 50 UPF.
- 4-way stretch.
- Quick dry.
- Back zipper with long tape for easy pull-on.
- Sea-Doo logo at left chest.



Ice (38)

Royal Blue (83)

**Ladies' Long Sleeve Rashguard Performance**  
454683 S, M, L, XL

Ultimate lightweight protection from sun and spray with an athletic fit.

- 87% polyester, 13% spandex.
- 210 gsm.
- UV protection – 50 UPF.
- 4-way stretch.
- Quick dry.
- Athletic fit.
- Sea-Doo logo at hem.



Teal (74)

Violet (41)

**Ladies' Short Sleeve Rashguard Performance**  
454682 S, M, L, XL

Lightweight protection from sun and spray with an athletic fit and short sleeves.

- 87% polyester, 13% spandex.
- 210 gsm.
- UV protection – 50 UPF.
- 4-way stretch.
- Quick dry.
- Fitted fit.
- Central half-zip design.
- Sea-Doo logo at shoulder.



Coral (13)

**NEW Ladies' Sea-Doo Long Sleeve Rashguard**

288058 S, M, L, XL

Long Sleeve Rashguard with loose fit.

- 87% polyester, 13% spandex.
- 210 gsm.
- UV protection – 50 UPF.
- 4-way stretch.
- Quick dry.
- Large Sea-Doo logo on the sleeve.



Black (90)

Lava Red (17)

**Ladies' Long Sleeve Rashguard Signature**  
454465 S, M, L, XL

Ladies' Long Sleeve Rashguard with loose fit.

- 87% polyester, 13% spandex.
- 210 gsm.
- UV protection – 50 UPF.
- 4-way stretch.
- Quick dry.
- Sea-Doo logo at centre front chest.



Black (90)

Lilac (25)

Navy (89)

**Ladies' Short Sleeve Rashguard Signature**  
454484 S, M, L, XL

Ladies' Short Sleeve Rashguard with regular fit.

- 87% polyester, 13% spandex.
- 210 gsm.
- UV protection – 50 UPF.
- 4-way stretch.
- Quick dry.
- Sea-Doo logo at centre front chest.

# Choose the perfect UV body protection

Introducing the new complete offering of UV protection for your body. Never leave the house without it for ultimate waterproof sun protection.



**UV PROTECTION HOODED SHIRT**  
*Perfect for fishing or long days on the water*



**RASHGUARD PERFORMANCE**  
*Protection for performance riders*



**RASHGUARD SIGNATURE**  
*For comfort*



**UV PROTECTION LONG SLEEVE SHIRT**  
*For protection and comfort*

QUICK-DRY	■ ■ ■ ■ ■	■ ■ ■ ■ ■	■ ■ ■ ■ ■	■ ■ ■ ■ ■
UV PROTECTION	UPF 50	UPF 50	UPF 50	UPF 50
SIZING	Men S - 2XL	Men S - 2XL	Men & Women S - 2XL S - XL	Men S - 3XL
FIT	Loose Fit	Athletic Fit	Loose Fit	Loose Fit



**UV PROTECTION T-SHIRT**  
*The affordable option*



**UV PROTECTION LEGGINGS**  
*Best bottom UV protection*



**LADIES' ONE-PIECE RASHGUARD**  
*For all around protection*



**LADIES' RASHGUARD PERFORMANCE**  
*Protection for performance riders*

QUICK-DRY	■ ■ ■ ■ ■	■ ■ ■ ■ ■	■ ■ ■ ■ ■	■ ■ ■ ■ ■
UV PROTECTION	UPF 50	UPF 50	UPF 50	UPF 50
SIZING	Men S - 3XL	Men & Women S - 3XL XS - 2XL	Women S - XL	Women S - XL
FIT	Loose Fit	Loose Fit	Athletic Fit	Athletic Fit

# UV Protection



## MEN'S – UV PROTECTION



Black (90) Lava Red (17) Magnesium (24)

### UV Protection Hooded Shirt

454659 S, M, L, XL, 2XL

UV Protection Hooded Shirt, ideal for keeping you safe and comfortable.

- 92% polyester, 8% spandex.
- 175 gsm.
- Loose fit.
- UV protection – 50 UPF.
- Quick dry.
- Built-in gaiter mask.
- Sea-Doo logo at centre chest.



Black (90) Magnesium (24)

### **NEW** UV Protection Printed Long Sleeve Shirt

454898 S, M, L, XL, 2XL, 3XL

UV Protection Long Sleeve Shirt, ideal to keep you safe and comfortable.

- 92% polyester, 8% spandex.
- 175 gsm.
- Relaxed fit.
- UV protection – 50 UPF.
- Quick dry.
- Sea-Doo logo at front.



Smoke (57) Orange (12)

### UV Protection Long Sleeve Shirt

454670 S, M, L, XL, 2XL, 3XL

UV Protection Long Sleeve Shirt, ideal to keep you safe and comfortable.

- 92% polyester, 8% spandex.
- 175 gsm.
- Loose fit.
- UV protection – 50 UPF.
- Quick dry.
- Sea-Doo logo at left chest.

## MEN'S AND LADIES' – UV PROTECTION



Navy (89) Light Blue (81)

### UV Protection Long Sleeve Tee

454660 S, M, L, XL, 2XL, 3XL

UV Protection long sleeve shirt ideal to keep you safe and comfortable.

- 92% polyester, 8% spandex.
- 175 gsm.
- Loose fit.
- UV protection – 50 UPF.
- Set-in sleeve.
- Sea-Doo logo at left chest and plastisol print at back.



Heather Charcoal (29) Navy (89)

### Sea-Doo UV Protection T-Shirt

454486 S, M, L, XL, 2XL, 3XL

T-shirt with UV protection.

- 100% polyester.
- UV protection – 50 UPF.
- Loose fit.
- Quick dry.
- 3D chest logo.
- Shoulder black welting band.



Black (90) Navy (89) Black (90)

### Men's Sea-Doo UV Protection Leggings

454707 S, M, L, XL, 2XL, 3XL

### Ladies' UV Protection Leggings

454702 XS, S, M, L, XL, 2XL

Full length UV protection leggings.

- UV protection – 50 UPF.
- Moisture wicking and quick dry.
- Regular fit with waistband adjustment.

# FLOATABLE COLLECTION

ALL OUR SUNGLASSES, NEW CAPS AND HATS FLOAT. NO MORE PANIC AFTER YOU DROP THEM IN THE WATER – THEY’LL STAY AT THE TOP WHERE YOU CAN SEE THEM!



1

2

1 (NEW) Sea-Doo Low Tide Polarised Floating Sunnies  
448802  
Blue (80)

2 Sea-Doo Sand Polarised Floating Sunnies  
448746  
Amber (95)

3 (NEW) Sea-Doo High Tide Polarised Floating Sunnies  
448803  
Red (30)

4 (NEW) Unisex Boonie Hat  
454916  
Ivory (97)

5 (NEW) Unisex Light 5 panel Floatable Cap  
454931  
Teal (74)

6 (NEW) Reversible Bucket Hat  
454923  
Black (90)



# Headwear



## UNISEX – HEADWEAR



Navy (89)      Mixed Colour (18)

### Sea-Doo Straw Hat 454792 S/M, M/L

- Wide brim straw hat with adjustable chin strap.
- Sea-Doo logo at front.
  - Printed fabric under brim.



Army Green (77)      Brown (04)

### Adventure Wide Brim Hat 454478 One size

- Wide brim hat perfect for every adventure.
- 100% cotton.
  - Stretchable and quick-drying fabric.
  - Integrated cord chin strap.
  - Snap-up sides.
  - Side air vents.



Smoke (57)      White (01)

### Sea-Doo Sunblocker Hat 454693 One size

- Sunblocker Hat with silicone print.
- 100% nylon.
  - UV protection – 40 UPF.
  - Quick dry.



Lilac (25)      Aqua (76)      Black (90)

### **NEW** Unisex Sea-Doo Mesh Cap 454907 One size

- Unisex mesh cap.
- 100% cotton front panel with 100% polyester mesh back panels.
  - Adjustment system at back.
  - Sea-Doo logo at front.



Orange (12)      Navy (89)

### **NEW** Unisex Sea-Doo Flat Cap Retro 454908 One size

- Flat cap perfect for hot summer days.
- 100% cotton.
  - Foam front panel with summerly print.
  - Adjustment system at back.
  - Woven label at front.



White (01)      Lava Red (17)      Teal (74)      Navy (89)

### **NEW** Unisex Sea-Doo Signature Cap 454889 One size

- Signature Cap.
- Snap-back closure.
  - Sea-Doo logo at centre front.



Teal (74)      Hi-Vis Yellow (26)

### **NEW** Unisex Light 5 Panel Floatable Cap 454931 One size

- Unisex 5 panel cap with floatable brim.
- 100% polyester.
  - EVA closed-cell foam brim for floatability.
  - Shock cord closure.
  - UV protection – 40 UPF.



Hi-Vis Yellow (26)      Navy (89)      Ice (38)

### Light Sea Cap 454706 One size

- Lightweight cap for summertime.
- 100% nylon.
  - UV protection – 40 UPF.
  - Quick dry.



Black (90)

### Surfing Cap Sea-Doo 454674 One size

- Surf mesh cap.
- 100% polyester.
  - Earflap straps with clip.
  - Floating brim.
  - UV protection – 40 UPF.
  - Soft plastisol print with Sea-Doo logo at front.



Black (90)

Navy (89)

**NEW Unisex Reversible Bucket Hat**

454923 S/M, M/L

Reversible bucket hat with floatable brim.

- 100% polyester.
- EVA closed-cell foam brim for floatability.
- Quick dry.
- UV protection – UPF 40.



Black (90)

Teal (74)

Violet (41)

**Sea-Doo Bucket Hat**

454624 One size

Unisex Sea-Doo Bucket Hat, perfect for a stylish boating day look.

- 100% cotton twill.
- Sea-Doo patch at centre front.
- Sea-Doo woven label at rim.



Black (90)

Smoke (57)

**Sea-Doo Rag**

454690 One size

Quick-dry Sea-Doo Rag.

- 100% polyester.
- Lightweight, moisture-wicking, breathable fabric.
- UV protection – 50 UPF.
- Instantly transform into a headband or a face mask.

**MEN'S – HEADWEAR**



Ivory (97)

Amber (95)

**NEW Unisex Boonie Hat**

454916 One size

Floatable hat with wide brim for sea adventures.

- 100% polyester.
- Wide brim for sun protection.
- EVA closed-cell foam brim for floatability.
- Mesh panel for breathability.
- Adjustable chin strap.
- UV protection – 50 UPF.



Grey (09)

**Sea-Doo Fishing Hat**

454673 One size

Lightweight and breathable fishing hat.

- 100% polyester.
- Detachable chin cord with toggle.
- Floating brim.
- Removable neck flap to protect you from the elements.
- UV protection – 40 UPF.
- Vent opening at back.
- Sea-Doo logo at centre front.



Army Green (77)

Grey (09)

**Sea-Doo Short Beanie**

454675 One size

Comfortable short beanie.

- 60% cotton, 40% acrylic.
- Sea-Doo woven label at front.

**LADIES' – HEADWEAR**



Black (90)

**NEW Ladies' Sunset Beach Cap**

454909 One size

Lightweight cap for summertime.

- Foam front panel with summery print.
- Adjustment system at back.
- Sea-Doo logo embroidery at front.



Black (90)

**Ladies' Visor Cap**

454480 One size

Ladies' adjustable visor.

- 100% cotton.
- Buckle at back for adjustment.



Violet (41)

**Ladies' Beach Cap**

454689 One size

Lightweight, breathable summer cap.

- Foam front.
- Adjustment system at back.
- Sea-Doo embroidery at front.

# GET THE ADVENTURE LOOK

FOR ALL OF YOUR ADVENTURES AND LONG DAYS ON THE WATER!



1 (NEW) Unisex Boonie Hat  
454916  
Amber (95)

2 Sea-Doo Sand Polarised  
Floating Sunnies  
448746  
Amber (95)

3 (NEW) Explorer Airflow PFD  
287009  
Orange (12)

4 Protective Undershorts  
454581  
Black (90)

5 Adventure Cargo Shorts  
454661  
Smoke (57)

6 UV Protection Hooded Shirt  
454659

Magnesium (24)

7 Sea-Doo Choppy Gloves  
446332  
Black (90)

8 (NEW) Men's Sea-Doo UV  
Protection Leggings  
454707  
Black (90)

9 (NEW) Sea-Doo Aqua Shoes  
444268  
Black (90)





# WATER SHOES AND RIDING BOOTS

100% WATER DRAINAGE



# Footwear



## UNISEX – FOOTWEAR



Black (90)

### Sea-Doo Riding Boots

**444260** 5, 6, 7, 8, 9, 10, 11, 12, 13

Sea-Doo Boots made for performance riding.

- 50% EVA, 40% mesh, 10% Lycra.
- Antimicrobial treatment.
- Lightweight EVA midsoles.
- All-around protective urethane coating.
- Mesh uppers and perforated insoles for fast water evacuation.
- Non-slip and non-marking outsoles.
- These amphibian mid-cut boots will allow you to ride hard while protecting your ankles from impact against the hull.



Red (30)



Black (90)

Grey (09)

### Sea-Doo Water Shoes

**444259** 5, 6, 7, 8, 9, 10, 11, 12, 13

- 45% mesh, 40% EVA, 15% Lycra.
- Antimicrobial treatment.
- Lightweight EVA midsoles.
- All-around protective urethane coating.
- Mesh uppers and perforated insoles for fast water evacuation.
- Non-slip and non-marking outsoles.
- Amphibian low-cut shoes that offer protection on the water and running shoe like outside the water.



Black (90)

### Sea-Doo Neoprene Boots

**444262** 5, 6, 7, 8, 9, 10, 11, 12, 13

5 mm Neoprene Boots to keep your feet warm during your ride.

- 90% neoprene, 10% nylon.
- Double-glued and blind stitched neoprene construction.
- Non-corrosive heavy-duty zipper.
- Flexible rubber toe and heel protection caps.
- Molded outsole with non-slip tread design.
- Anti-slip insole.



Black (90)

### Sea-Doo Neoprene Shoes

**444261** 5, 6, 7, 8, 9, 10, 11, 12, 13

3 mm neoprene shoes.

- 90% neoprene, 10% nylon.
- Double-glued and blind stitched neoprene construction.
- Flexible rubber toe and heel protection caps.
- Molded outsole with non-slip tread design.
- Anti-slip insole.



Black (90)

### **NEW** Sea-Doo Aqua Shoes

**444268** 5, 6, 7, 8, 9, 10, 11, 12, 13

- Lightweight and quick dry.
- Non-slip and non-marking outsoles with drainage holes.
- Amphibian low cut shoes for warm weather activities.

## FOOTWEAR (MEASURE FOOT LENGTH)

### Sea-Doo Riding Boots and Water Shoes

<b>US Men's Size*</b>	<b>5</b>	<b>6</b>	<b>7</b>	<b>8</b>	<b>9</b>	<b>10</b>	<b>11</b>	<b>12</b>	<b>13</b>
US Women's Size	6	7	8	9	10	11	12	13	14
EU Size	36½	37½	39	40	41½	42½	44	45½	46½
Foot Length from Heel to Toe (inches)	9	9.2	9.6	10.0	10.4	10.6	11.0	11.2	11.6
Foot Length from Heel to Toe (cm)	23.0	23.5	24.5	25.5	26.5	27.0	28.0	28.5	29.5

\*Use US codes to complete the part number on your order.

### Sea-Doo Neoprene Boots and Neoprene Shoes

<b>US Men's Size*</b>	<b>5</b>	<b>6</b>	<b>7</b>	<b>8</b>	<b>9</b>	<b>10</b>	<b>11</b>	<b>12</b>	<b>13</b>
US Women's Size	6	7	8	9	10	11	12	13	14
EU Size	36	37-38	39	40-41	42	43-44	45	46-47	48
Foot Length from Heel to Toe (inches)	8.8	9.2	9.6	10.0	10.4	10.8	11.2	11.6	12
Foot Length from Heel to Toe (cm)	22.5	23.5	24.5	25.5	26.5	27.5	28.5	29.5	30.5

\*Use US codes to complete the part number on your order.

# Eyewear



## UNISEX – EYEWEAR



Gold (11)



Blue (80)



Red (30)



Silver (08)

### **NEW** Sea-Doo Low Tide Polarised Floating Sunnies (UV)

**448802** One size

- High quality polarised chrome coloured lenses.
- Floating frame technologies.
- UV400 protection.
- Air-injected arms for floatability and lightweight.
- Removable and adjustable safety strap system.
- 90% plastic, 10% neoprene.



Gold (11)



Blue (80)



Red (30)



Silver (08)

### **NEW** Sea-Doo High Tide Polarised Floating Sunnies (UV)

**448803** One size

- High quality polarised chrome coloured lenses with overmolded lower frame.
- Floating frame technologies.
- UV400 protection.
- Air-injected arms for floatability and lightweight.
- Removable and adjustable safety strap system.
- 90% plastic, 10% neoprene.



Green (70)



Orange (12)



Silver (08)

### Sea-Doo Riding Goggles

**448623** One size

- Featuring anti-fog technology with coloured chrome lenses.
- Indirect ventilation frame.
- Adjustable strap system.
- Goggles-to-PFD attachment safety cord.
- Optional Riding Goggles RX Insert (448624) (sold separately).





Gold (11)



Green (70)



Aqua (76)



Red (30)



Silver (08)

**Sea-Doo Wave Polarised Floating Sunnies**

**448717** One size

- Polarised chrome coloured lenses.
- Floating frame technologies.
- UV400 protection.
- Air-injected arms for floatability and light weight.
- Adjustable safety strap system.



Amber (95)



Blue (80)



Gold (11)



Green (70)



Indigo Blue (82)



Mirror Silver (22)



Orange (12)

**Sea-Doo Sand Polarised Floating Sunnies**

**448746** One size

- Polarised chrome coloured lenses.
- Floating frame technologies.
- UV400 protection.
- Air-injected arms for floatability and light weight.
- Removable and adjustable safety strap system.



Blue (80)



Brown (04)



Gold (11)



Mirror Silver (22)



Pink (36)



Orange (12)

**Sea-Doo Lagoon Polarised Floating Sunnies**

**448747** One size

- Polarised chrome coloured lenses.
- Floating frame technologies.
- UV400 protection.
- Air-injected arms for floatability and light weight.
- Removable and adjustable safety strap system.



Clear (00)

**Riding Goggles RX Insert**

**448624** One size

- Designed for the Sea-Doo Riding Goggles (448623).
- Go to your optics store and most will be able to fit prescription lenses tailored to your needs.



# Handwear

## UNISEX – HANDWEAR



Black (90)



Deep Purple (42)

Lava Red (17)

### Sea-Doo Choppy Gloves

**446332** XS, S, M, L, XL, 2XL, 3XL

Choppy Gloves perfect for Sea-Doo riding.

- Nylon material.
- Gloves with stretch fabric for ease of movement.
- Double stitching in high stress areas for durability.
- Clarino<sup>®</sup> Nash palm material with 2 mm padding and rubberised Pro-Grip at palm to ensure a solid hold.
- Stretch neoprene cuffs.
- Pre-shaped fingers.
- Lycra gussets at finger knuckles to maximise ergonomics.
- Wrist puller with silicone print.



Black (90)

### Neoprene Gloves

**286729** XS, S, M, L, XL, 2XL

1.5 mm Neoprene Gloves for cold weather.

- 90% neoprene, 10% nylon.
- UV protection.
- Super stretch material for superior comfort and mobility.
- Anti-slip rubberised print at palms.
- Pre-shaped fingers.



Teal (74)



Black (90)

Royal Blue (83)

### Sea-Doo Choppy Shorty Gloves

**446333** XS, S, M, L, XL, 2XL, 3XL

Choppy Shorty Gloves perfect for Sea-Doo riding.

- Nylon material
- Gloves with stretch fabric for ease of movement.
- Double stitching in high stress areas for durability.
- Clarino<sup>®</sup> Nash palm material with 2 mm padding and rubberised Pro-Grip at palm to ensure a solid hold.
- Stretch neoprene cuffs.
- Lycra gussets at finger knuckles to maximise ergonomics.
- Wrist puller with silicone print.

# FUN IN THE SUN

COMFORTABLE AND STYLISH PROTECTION FROM THE SUN.



1 UV Protection  
Long Sleeve Shirt  
454670\_12

2 Sea-Doo Straw Hat  
454792\_18

3 Sea-Doo Lagoon Polarised  
Floating Sunnies  
448747\_22

4 Sea-Doo UV  
Protection Leggings  
454707\_90

5 Short Sleeve  
Rashguard Signature  
454487\_38

6 18" Classic  
Boardshorts  
454658\_89

7 Jogger Shorts  
in French Terry  
454708\_89

8 Sea-Doo  
Mesh Cap  
454687\_74

9 Ladies' Classic 6"  
Boardshort Sea-Doo  
454680\_41

# FROM DAWN TO DUSK ON THE BOAT

COMFORT ON AND OFF THE WATER.



## MEN

## WOMEN

T-Shirts & Hoodies: [1](#) 454664\_97 [2](#) 454692\_57 [3](#) 454704\_74 [4](#) 454679\_01

Pants & Shorts: [5](#) 454709\_90 [6](#) 454703\_74 Sunnies: [7](#) 448747\_11

Hats & Caps: [8](#) 454686\_90 [9](#) 454624\_41 [10](#) 454686\_01 Windproof Jacket: [11](#) 454700\_77 [12](#) 454712\_26

# Sportswear



## MEN'S – SPORTSWEAR



Ivory (97)

**NEW** Half-Zip Fleece Pullover

454914 S, M, L, XL, 2XL, 3XL

Comfortable Half-Zip Fleece Pullover. Perfect to wear after a long day on the water.

- 100% recycled polyester.
- Relaxed fit.
- Two hand pockets and one chest pocket.
- Adjustable shock cord at waist.
- Sea-Doo embroidery at back.



Black (90)

Lava Red (17)

Aqua (76)

**NEW** Sea-Doo Signature Pullover

454890 S, M, L, XL, 2XL, 3XL

Comfortable Sea-Doo Hoodie.

- 80% cotton, 20% polyester.
- Relaxed fit.
- Rib at cuffs and hem.
- Kangaroo pocket.
- Sea-Doo logo at centre front.



Black (90)

Army Green (77)

Sea-Doo Windproof Jacket

454700 S, M, L, XL, 2XL, 3XL

Windproof light jacket.

- 100% polyester.
- Water resistant, windproof and quick dry.
- Adjustable and stowable hood.
- 2 exterior hand pockets.
- Chest pocket.



Black (90)

Lava Red (17)

Sea-Doo Sunset Tech Zip-Up

454667 S, M, L, XL, 2XL, 3XL

Tech hoodie with full-length zipper.

- 95% polyester, 5% spandex.
- 280 gsm.
- Brushed back fabric.
- Anti-microbial and anti-pilling finishes.
- Adjustable hood.
- Two hand pockets and 1 elbow hidden pocket.
- Sea-Doo logo at left chest.



Ivory (97)

Sea-Doo Hoodie Signature

454664 S, M, L, XL, 2XL, 3XL

Comfortable Sea-Doo Hoodie.

- 60% cotton, 40% polyester.
- 280 gsm.
- Relaxed fit.
- Rib at cuffs and hem.
- Kangaroo pocket.
- Sea-Doo logo at centre front.



Light Blue (81)

Smoke (57)

French Terry Pullover Hoodie

454692 S, M, L, XL

Relaxed French Terry Pullover Hoodie.

- 55% cotton, 45% polyester.
- Adjustable hood.



Light Blue (81)

Teal (74)



Charcoal Grey (07)

Smoke (57)

**Sea-Doo Tech Short Sleeve Polo**

**454750** S, M, L, XL, 2XL, 3XL

Casual polo for everyday wear.

- 85% polyester, 15% spandex.
- Relaxed fit.
- Quick dry.
- 2-button placket on neckline.
- UV protection – 30 UPF.



Royal Blue (83)

Smoke (57)

**Surf Report T-Shirt**

**454668** S, M, L, XL, 2XL, 3XL

Relaxed t-shirt with round neck.

- 100% cotton.
- 160 gsm.
- Rib collar.
- Square artwork at left chest and wave artwork at back.



Light Blue (81)

Smoke (57)

**Retro Sea-Doo T-Shirt**

**454669** S, M, L, XL, 2XL, 3XL

Relaxed t-shirt with round neck.

- 100% cotton.
- 160 gsm.
- Rib collar.
- Sea-Doo Life artwork at left chest and at back.



Blue (80)

White (01)

**Ocean View T-Shirt**

**454714** S, M, L, XL, 2XL, 3XL

Casual t-shirt for everyday wear.

- 100% cotton.



White (01) Lava Red (17) Magnesium (24) Aqua (76)

**NEW Sea-Doo Signature T-Shirt**

**454891** S, M, L, XL, 2XL, 3XL

Relaxed t-shirt with round neck.

- 100% cotton.
- Rib collar.
- Sea-Doo logo at centre front chest.



Blue Teal (19)

Navy (89)

**NEW Nostalgic Sea-Doo T-Shirt**

**454887** S, M, L, XL, 2XL, 3XL

Relaxed t-shirt with round neck.

- 100% cotton.
- Rib collar.
- Vintage inspired artwork at left chest and at back.

MEN'S – SPORTSWEAR



Whiskey (28) White (01)

**NEW Tropical T-Shirt**

454900 S, M, L, XL, 2XL, 3XL

Relaxed t-shirt with round neck.

- 100% cotton.
- Rib collar.
- Artwork at left chest and at back.



Black (90) Aqua (76)

**NEW Core Beach Short 16"**

454921 S, M, L, XL, 2XL, 3XL

16" boardshort for men, perfect for maritime adventures.

- 93% polyester, 7% spandex.
- 4-way stretch.
- Drawcord for adjustment.
- Quick dry.



Smoke (57) Navy (89)

**French Terry Jogger Shorts**

454708 S, M, L, XL, 2XL, 3XL

All day comfort French Terry Jogger Shorts.

- Elastic waistband with drawcord adjustment.
- Welt side pockets + back pocket.
- Lightweight, stretchable French terry.
- Elastic at cuff.
- Outseam: 20".



Navy (89) Aqua (76)

**NEW Button-Down Shirt**

454915 S, M, L, XL, 2XL, 3XL

Casual button-down shirt with short sleeves for everyday wear.

- Chest pocket.
- 4-way stretch.
- Patch on inner placket.
- Colourful print.



Army Green (77) Navy (89)

Black (90) Blue (80)

**20" Classic Boardshort Sea-Doo**

454671 S, M, L, XL, 2XL, 3XL

Boardshort with 20" outseam.

- 90% polyester, 10% spandex.
- Outseam: 20".
- Water-repellent coating.
- UV protection – 40 UPF.
- Lace-up front closure.
- Two hand pockets and one back zipped pocket.
- Key loop at back.



Black (90) Smoke (57)

**French Terry Jogger**

454709 S, M, L, XL, 2XL, 3XL

All day comfort French Terry Jogger.

- Elastic waistband with drawcord adjustment.
- Welt side pockets + back pocket.
- Lightweight, stretchable French terry.
- Elastic at cuff.



Navy (89) Orange (12) Hi-Vis Yellow (26)

**18" Classic Boardshorts**

454658 S, M, L, XL, 2XL, 3XL

18" Classic Boardshorts made super soft for your everyday adventures.

- 90% polyester, 10% spandex.
- UV protection – 40 UPF.
- 4-way stretch.
- Quick dry.
- Elastic drawcord at waistband.
- Side pockets.
- Zipped pocket at back with key loop.
- Soft plastisol Sea-Doo print.

MEN'S – SPORTSWEAR



Smoke (57)

Brown (04)

**Adventure Cargo Shorts**

**454661** S, M, L, XL, 2XL, 3XL

Cargo Shorts, functional and comfortable.

- 92% nylon, 8% spandex.
- Outseam: 20".
- Straight leg.
- Water repellent (3M Teflon coating).
- Breathable fabric.
- UV protection – 50 UPF.
- Stretch inner waistband with inside and out drawstring.
- Two hand pockets, two cargo pockets and two back pockets with Velcro closure.



Black (90)

Navy (89)

Army Green (77)

**20" Sea Walkshorts**

**454662** S, M, L, XL, 2XL, 3XL

Stretch walkshort with multi-pocket feature.

- 77% polyester, 16% cotton.
- Outseam: 20".
- Water-repellent coating.
- UV protection – 50 UPF.
- Button closure and zip fly.
- Two hand pockets, one welt pocket and one waterproof pocket at back.
- Key loop at back.

LADIES' – SPORTSWEAR



Hi-Vis Yellow (26)

Violet (41)

**Ladies' Windproof Jacket**

**454712** XS, S, M, L, XL, 2XL

- 100% polyester.
- Water resistant, windproof and quick dry.
- UV protection – 40 UPF.
- Adjustable and stowable hood.
- Two exterior hand pockets.
- Reflective elements.



Ivory (97)

**NEW Ladies' Fleece Overshirt**

**454917** XS, S, M, L, XL, 2XL

Comfortable Sea-Doo fleece overshirt.

- 100% recycled polyester.
- Two hand pockets and two chest pockets.
- Sea-Doo logo at back.
- Patch at front.



White (01)

**Ladies' Pullover Hoodie Sea-Doo**

**454679** XS, S, M, L, XL, 2XL

Comfortable Sea-Doo Pullover Hoodie.

- 60% cotton, 40% polyester.
- Rib at cuffs and hem.
- Kangaroo pocket.
- Sea-Doo logo at centre back and cuff.



Aqua (76)

Lilac (25)

**NEW Ladies' Sea-Doo Signature Pullover Hoodie**

**454893** XS, S, M, L, XL, 2XL

Comfortable Sea-Doo hoodie.

- 80% cotton, 20% polyester.
- Relaxed fit.
- Rib at cuff and hem.
- Kangaroo pocket.
- Sea-Doo logo on the arm and at the back.

LADIES' – SPORTSWEAR



Black (90) Blue Teal (19) White (01)

**NEW Ladies' Splash Sea-Doo T-Shirt**

454905 XS, S, M, L, XL, 2XL

Ladies' casual t-shirt.

- Contains cotton.
- Rib collar.
- Vintage inspired artwork at back.
- Sea-Doo logo at chest.



Black (90) Coral (13) Lilac (25)

**Ladies' Racerback Tank**

454701 XS, S, M, L, XL, 2XL

Ladies' Racerback Tank with a relaxed fit.

- 77% polyester, 18% Tencel, 5% spandex.
- Breathable, lightweight and comfortable fabric.
- Moisture wicking and quick dry.
- Relaxed fit.
- Longer at back.



Ice (38) Navy (89) Smoke (57)

**Ladies' Sunset T-Shirt**

454681 XS, S, M, L, XL, 2XL

Ladies' casual t-shirt for an everyday look.

- 95% cotton, 5% spandex.
- 180 gsm.
- Rib collar.
- Artwork at back.
- Sea-Doo logo at chest.



Lilac (25)

**NEW Ladies' Sweatpants Terry**

454918 XS, S, M, L, XL, 2XL

All day comfort terry jogger.

- New and adapted fit.
- Elastic waistband with drawcord adjustment.
- Welt side pockets and back pocket.
- Lightweight, stretchable terry fabric.
- Elastic at cuff.



Lava Red (17) Royal Blue (83) White (01)

**Ladies' Sea-Doo Signature T-Shirt**

454678 XS, S, M, L, XL, 2XL

Fitted feminine t-shirt with round neck.

- 95% cotton, 5% spandex.
- 180 gsm.
- Rib collar.
- Sea-Doo logo at centre front.



Black with Graphics (94)

Black (90) Royal Blue (83) Violet (41)

**Ladies' Classic 6" Boardshort Sea-Doo**

454680 XS, S, M, L, XL, 2XL

Classic boardshorts.

- 90% polyester, 10% spandex.
- 4-way stretch.
- UV protection – 40 UPF.
- Inner drawcord for adjustment.
- Quick dry.
- Water repellent.



Aqua (76) Ivory (97)

**NEW Ladies' Core Beach Short**  
454924 XS, S, M, L, XL, 2XL

Ladies' boardshort, perfect for maritime adventures.

- 100% viscose.
- 5" inseam.
- Drawcord with logo.
- Quick dry.



Teal (74) Violet (41)

**Ladies' Crew Terry**  
454704 XS, S, M, L, XL, 2XL

Ultra soft crew shirt for your everyday adventures.

- 60% polyester, 40% rayon.
- 210 gsm.
- Regular fit.
- Quick dry.
- Cuff and bottom hem in rib.
- Sea-Doo logo embroidery at forearm.



Teal (74) Violet (41)

**Ladies' Shorty Terry**  
454703 XS, S, M, L, XL, 2XL

Ultra soft short for your everyday adventures.

- 60% polyester, 40% rayon.
- 210 gsm.
- Regular fit.
- Quick dry.
- Sea-Doo logo embroidery at bottom leg.

**KIDS'/TEEN – SPORTSWEAR**



Lava Red (17) Navy (89)

**NEW Youth Mesh Cap**  
454913 One size

- 100% cotton front panel with 100% polyester mesh back panels.
- Contrast stitching.
- Backstrap for adjustment.
- Sea-Doo embroidery and printed artwork at front.



Royal Blue (83) Lilac (25)

**Youth Long Sleeve Rashguard**  
454676 3-4, 5-6, 7-8, 10-12, 14-16

UV Protection Youth Long Sleeve Rashguard ideal for keeping your child safe and comfortable.

- 87% polyester, 13% spandex.
- 210 gsm.
- Loose fit.
- UV protection – 50 UPF.
- Raglan sleeve.
- Sea-Doo logo at front.



Royal Blue (83)

**Youth Sea-Doo Zip-Up Hoodie**  
454685 3-4, 5-6, 7-8, 10-12, 14-16

Casual Youth Sea-Doo Zip-Up Hoodie.

- 60% cotton, 40% polyester.
- 280 gsm.
- Rib at cuff and bottom hem.
- Artwork at back.
- Sea-Doo logo at front.



Blue Teal (19) White (01)

**NEW Teen Nostalgic Sea-Doo T-Shirt**

454912 7-8, 10-12, 14-16

Casual Teen Sea-Doo T-Shirt.

- 100% cotton.
- Rib neck collar.
- Vintage inspired artwork at front.



Lava Red (17) White (01)

**Youth Sea-Doo T-Shirt**  
454684 3-4, 5-6, 7-8, 10-12, 14-16

Casual Youth Sea-Doo T-Shirt.

- 100% cotton.
- 160 gsm.
- Rib neck collar.
- Sea-Doo Life logo at center front.

# Towels and Ponchos



Black (90), Black with Graphics (94), Ivory (97)

**NEW** Sea-Doo Quick Dry Towel by Slowtide†

288062 One size

Sea-Doo quick dry towel by Slowtide.

- Woven label with Slowtide logo at bottom right.
- Cnetreed Sea-Doo logo.
- Quick dry.



Orange (12)

**NEW** Sea-Doo Beach Towel by Slowtide†

288063 One size

Sea-Doo beach towel by Slowtide.

- Woven label with Slowtide logo.
- Cnetreed Sea-Doo logo.



Lilac (25)

Navy (89)

**NEW** Unisex Sea-Doo Quick Dry Poncho by Slowtide†

288059 S/M, L/XL

Unisex quick dry Sea-Doo poncho by Slowtide.

- Hood drawcord adjustment.
- Button closure.
- Two pockets at front.
- Patch with Slowtide logo at left chest.
- Sea-Doo logo at front.
- Quick dry.



Sand (03)

**NEW** Unisex Sea-Doo Extra Warm Poncho by Slowtide†

288060 S/M, L/XL

Unisex extra warm and comfortable Sea-Doo poncho.

- Hood drawcord adjustment.
- Button closure.
- Two pockets at front.
- Patch with Slowtide logo at left chest.
- Sea-Doo logo at front.



Black with Graphics (94)

**NEW** Kids' Sea-Doo Quick Dry Poncho by Slowtide†

288061 One size

Poncho Sea-Doo pour jeunes à séchage rapide par Slowtide.

- Kangaroo pocket at front.
- Patch with Slowtide logo at left chest.
- Sea-Doo logo at front.
- Quick dry.

# Play & Licensing Products



## **NEW** Sea-Doo Kneeboard (51.5") B107510076

New versatile kneeboard, perfect for lake, beach, and river adventures.

- Upgrade to our lightweight kneeboard, weighing under 9 lb for effortless transportation.
- Stay secure with the adjustable strap on each Sea-Doo kneeboard.
- Crafted from corrosion-proof, marine-grade materials.
- Dimensions: 50" L x 20" W.



## Bodyboard (36") B104990000

- Ideal for beginners looking to catch their first wave.
- EPS core – lightweight, durable and buoyant.
- XPE deck construction.
- HDPE bottom, rear channels and crescent tail design.
- Leash-equipped neoprene wrist strap.



## **NEW** Sea-Doo Wakeboard (55") B107520076

New Sea-Doo wakeboard perfect for beginners and a must-have for any boat adventure.

- Constructed with a high-density PU foam core, providing stability and resilience. The deck and bottom are made of PBT and epoxy fiberglass layers, ensuring strength and durability.
- This product comes with open toe-bindings, allowing for easy entry and exit.
- The dual-zone lacing system, equipped with hex locks, offers a customizable and secure fit.
- The impact EVA footbed provides excellent cushioning, shock absorption and reducing fatigue during long rides.
- US size 8-12.
- Dimensions: 55" L x 16.9" W.



## Bodyboard (41½") B105000000

- Ideal for beginners looking to catch their first wave.
- EPS core – lightweight, durable and buoyant.
- XPE deck construction.
- HDPE bottom, rear channels and crescent tail design.
- Leash-equipped neoprene wrist strap.



## Inflatable Stand Up Paddle Board 10'5" B104570000

- Inflatable, light and easy to carry.
- Heavy-duty PVC and soft EVA traction pad.
- Tail D-ring for attaching ankle leash.
- Bungee system for securing gear.
- Single fin system for enhanced mobility.
- Removable injection-molded tail fin.
- Carry handle facilitates transportation of board to and from water.
- Kit includes: paddle board, adjustable 3-piece paddle, backpack with wheels, fin, 8' ankle leash, repair kit, and dual-action pump for fast and easy inflation.
- Maximum weight capacity: 286 lb (130 kg).
- Dimensions: 10'5" L x 30" W x 6" T (3.2 m L x 76 cm W x 15 cm T).



## Sea-Doo Inflatable Stand Up Paddle Board (11'6") B106660000

- Inflatable, light and easy to carry.
- PVC drop stitch fabric and EVA anti-sliding foot pad.
- Can be rolled into a packable size and inserted in a backpack.
- Kit includes: paddle board, paddle, backpack with wheels, three fins, foot leash, repair kit, and dual action hand pump.
- Maximum weight capacity: 286 lb (130 kg).
- Dimensions: 11'6" L x 34.5" W x 6" T (3.5 m L x 88 cm W x 15 cm T).

## PLAY &amp; LICENSING PRODUCTS



### Sea-Doo One-Person Triangle Tube (48" x 50")

**B106670000**

- Designed for one person.
- Sit-in design.
- 24-gauge robust PVC bladder with 420-denier partial heavy-duty nylon cover.
- Double webbing foam handles with knuckle guards to avoid chafing.
- Self-bailing drain vents.
- Reinforced tow system.
- Quick-connect tow hook.
- Padded valve cover.
- Puncture repair kit.
- Boston valve for bladder and normal air valve in floor.
- Dimensions: 48" x 50" when inflated.



### Sea-Doo Two-Person Two-Way Sit-In Tube (68" x 67")

**B107090000**

- Designed for two people.
- Multiple sit-in riding positions.
- Can be pulled from the front or the rear.
- Construction boasts a heavy-gauge PVC bladder and rugged partial nylon cover with self-bailing drain vent.
- Includes soft foam area for sitting and foam knuckle-protection pads to avoid chafing.
- Four self-bailing drain vents.
- Reinforced tow system.
- Quick-connect tow hook.
- Padded valve cover.
- Puncture repair kit.
- Two Boston valves.
- Dimensions: 68" x 67" when inflated.



### Sea-Doo Three-Person Two-Way Sit-In Tube (70" x 87")

**B107100000**

- Designed for up to three people.
- Multiple sit-in riding positions.
- Can be pulled from the front or the rear.
- Construction boasts a heavy-gauge PVC bladder and rugged partial nylon cover with four self-bailing drain vents.
- Includes soft foam area for sitting and foam knuckle-protection pads to avoid chafing.
- Reinforced tow system.
- Quick-connect tow hook.
- Padded valve cover.
- Puncture repair kit.
- Two Boston valves.
- Dimensions: 70" x 87" when inflated.



### Sea-Doo Two-Person Deck Tube (69" x 72")

**B107110000**

- Designed for up to two people and to ride lying down.
- 26-gauge robust PVC bladder with 420-denier heavy-duty full nylon cover.
- Double webbing soft foam handles with knuckle guards to prevent chafing.
- Comfortable foam pad.
- One self-bailing drain vent.
- Reinforced tow system.
- Quick-connect tow hook.
- Padded valve cover.
- Puncture repair kit.
- Boston valve.
- Dimensions: 69" x 72" when inflated.



### Sea-Doo Three-Person Sit-on-Top Tube (79" x 88")

**B107120000**

- Designed for up to three people sitting with their back against the backrest.
- Construction boasts a heavy-gauge PVC bladder and rugged full nylon cover with self-bailing drain vent.
- Includes soft foam area for sitting and foam knuckle-protection pads to avoid chafing.
- 4-point reinforced tow system.
- Quick-connect tow hook.
- Padded valve cover.
- Puncture repair kit.
- Two Boston valves.
- Dimensions: 79" x 88" when inflated.



### Towable Tube Ropes

**B104860000**

**B104770000**

- Solution-dyed and sun-resistant polyethylene to protect against UV rays.
- Loops on both ends.
- Conveniently store in webbing handle equipped with eyelet to hang on wall.

**B104860000**

- 60' (18.3 m) rope for one passenger tube.
- 1,500 lb (680 kg) tensile strength.

**B104770000**

- 60' (18.3 m) rope for two to four passenger towable tube.
- 4,100 lb (1860 kg) tensile strength.





**Replacement Paddle**

**B107360010** · Yellow

- Replacement paddle for Stand Up Paddle Board (B104570000).



**Replacement Paddle**

**B107370080** · Blue

- Replacement paddle for Sea-Doo Inflatable Stand Up Paddle Board 11'6" (B106660000).



**Replacement Fin**

**B107350090**

- Replacement fin for Sea-Doo Inflatable Paddle Boards.
- Fits Sea-Doo Paddle Boards (B106660000, B104570000).



**Floating Lounger**

**B104300000**

- Soft, comfortable and easy to clean floating mat.
- 100% NBR vinyl closed-cell 1½" foam.
- Designed for comfort with a cool and refreshing ripple surface.



**Replacement Ankle Leash**

**B107340090**

- Replacement Ankle Leash for Sea-Doo Inflatable Paddle Boards.
- Fits Sea-Doo Paddle Boards (B106660000, B104570000).



**Replacement Manual Pump**

**B107380090**

- Replacement manual pump to inflate Sea-Doo Paddle Boards (B106660000, B104570000).



**Replacement Carrying Backpack**

**B107390009**

- Replacement backpack with wheels to carry Sea-Doo Inflatable Paddle Boards (B106660000, B104570000).



**Replacement Valve and Wrench**

**B107400009**

- Replacement valve and wrench for Sea-Doo Inflatable Paddle Boards (B106660000, B104570000).



**Replacement Boston Valve**

**B107410090**

- Fits Sea-Doo towable tubes.

# Sizing Chart



## HOW TO MEASURE

For best results, have someone else take measurements. Measure body in swimsuit or undergarments. Tape must be snug but not tight. If measurements fall between two sizes, order the larger size.

### Chest

Measure under your arms, around the fullest part of your chest.

### Waist

Measure around your waist at the narrowest place.

### Hips

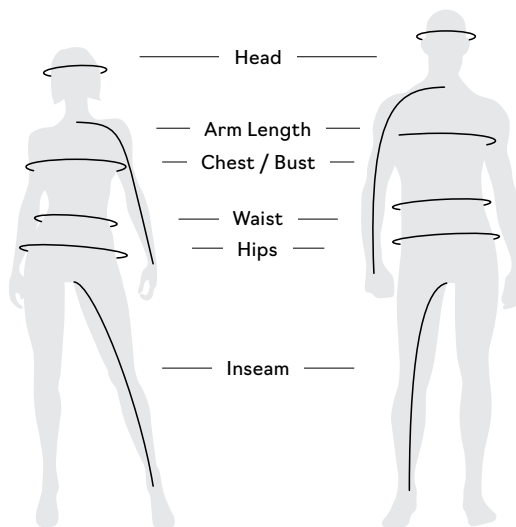
Stand with legs together, measure around the widest part of your hips, ensuring the tape is level.

### Arm Length

Let your arms hang down at your sides in a slightly bent position. Measure from the centre of the back of your neck, along the length of your arm, to the wrist.

### Inseam

Without shoes, from crotch to the floor.



## MEN'S

Sizes	XS	S	M	L	XL	2XL	3XL	4XL	5XL
Chest (in)	32-34	35-37	38-40	42-44	46-48	50-52	54-56	58-60	62-64
Waist (in)	26-28	29-31	32-34	36-38	40-42	44-46	48-50	52-54	56-58
Hips (Seat) (in)	32-34	35-37	38-40	42-44	46-48	50-52	54-56	58-60	62-64
Arm Length (in)	30	31	32	33	34	35	35	36	36
Inseam (in)	31	31 1/2	32	32	32	32	32	32	32

## LADIES'

Sizes	XS	S	M	L	XL	2XL	3XL
Chest (in)	33-35	35-37	37-39	40-42	44-46	48-50	52-56
Waist (in)	27-29	29-31	31-33	34-36	38-40	42-44	46-50
Hips (Seat) (in)	36-38	38-40	40-42	43-45	47-49	51-53	55-59
Arm Length (in)	29	30	30	31	31	32	32
Inseam (in)	30	30	30	30	30	30	30

**What code represents your size?**

- Find your size.
- The corresponding code is THE CODE you use to complete the part number on your order.  
Example: 440227\_90  
Size: M = Code "06", therefore 4402270690

Apparel		Footwear	
Size	Code	Size	Code
ONE SIZE	00	XS/S	90
2XS	01	S/M	72
XS	02	M/L	91
S	04	L/XL	73
M	06	2XL/3XL	74
L	09	3-4	79
XL	12	5-6	52
2XL	14	7-8	54
3XL	16	10-12	49
4XL	18	14-16	50

## PERSONAL FLOTATION DEVICE

### Adult Airflow, Explorer, Freedom, Motion

Men's Sizes	XS	S	M	L	XL	2XL	3XL	4XL
Ladies' Sizes conversion	S	M	L	XL	2XL	3XL	4XL	5XL
Chest (in)	30-33	33-37	37-41	41-45	45-49	49-53	53-57	57-61

\*Please refer to the product for size availability.

### Adult Navigator

Sizes	XS	S/M	L/XL	2XL/3XL	4XL/6XL
Chest (in)	28-32	32-40	40-52	50-60	61-66

### Jr. and Kids' Freedom

Sizes	M	L
Weight	33-55 lb	55-88 lb

### Kids' Sandsea

Sizes	S	M	L
Weight	0-30 lb	30-50 lb	50-90 lb

## GLOVES (MEASURE PALM WIDTH)

Sizes	XS	S	M	L	XL	2XL	3XL
Palm (in)	3	3 1/4	3 1/2	4	4 1/2	5	5 1/2

## FOOTWEAR (MEASURE FOOT LENGTH)

### Sea-Doo Riding Boots and Water Shoes

US Men's Size*	5	6	7	8	9	10	11	12	13
US Women's Size	6	7	8	9	10	11	12	13	14
EU Sizes	36 1/2	37 1/2	39	40	41 1/2	42 1/2	44	45 1/2	46 1/2
Foot Length from Heel to Toe (in)	9	9.2	9.6	10.0	10.4	10.6	11.0	11.2	11.6
Foot Length from Heel to Toe (cm)	23.0	23.5	24.5	25.5	26.5	27.0	28.0	28.5	29.5

\*Use US codes to complete the part number on your order.

### Sea-Doo Neoprene Boots and Neoprene Shoes

US Men's Size*	5	6	7	8	9	10	11	12	13
US Women's Size	6	7	8	9	10	11	12	13	14
EU Sizes	36	37-38	39	40-41	42	43-44	45	46-47	48
Foot Length from Heel to Toe (in)	8.8	9.2	9.6	10.0	10.4	10.8	11.2	11.6	12
Foot Length from Heel to Toe (cm)	22.5	23.5	24.5	25.5	26.5	27.5	28.5	29.5	30.5

\*Use US codes to complete the part number on your order.



# BRP reimagines the way you access your world

Sea-Doo is one of many success stories from BRP, the global company behind some of the most daringly innovative products and experiences that move you. Because it's not about the destination, it's about the journey – yours.

Discover our brands:

*ski-doo* *LYNX* *SEA-DOO* *can-am* *ROTAX* *ALUMACraft* *MANITOUL* *QUINTREX*

[www.brp.com](http://www.brp.com)





SEA-DOO.COM



830201359 | MY24