

2026 PRODUCT SPEC BOOK

Vehicles

Accessories

Parts & Maintenance

Apparel

Play & Licensing Products



SEA-DOO®

Product Spec Book 2026

Vehicle Specifications

Spark®	6
Spark® Trixx™	8
GTI™ 130	10
GTI™ SE 130/170	12
Wake™ Pro 230	14
Explorer Pro® 170/230	16
GTX™ 170/230	18
GTX™ Limited 325	20
FishPro™ Sport 170	22
FishPro™ Trophy 170	24
GTR™ 230	26
GTR™-X® 300	28
RXT®-X® RS 325	30
RXP®-X® RS 325	32
Switch® Cruise 21	34
Comparative Chart	36

PWC Accessories

Essential Bundles	44
Covers	46
LinQ Cooler Guide	48
LinQ, Storage & Bags	50
Watersport Accessories	57
Step & Ladders	58
Steering Controls	59
Platinum Audio System Kit	60
Audio	61
Touchscreen Garmin GPS	62
Electronics & Electrical	63
Body Accessories	66
Docking & Beaching	68
Riding Essentials	70

Switch Accessories

Bundles	73
Covers	77
LinQ Accessory Positions	78
LinQ Cooler Guide	81
LinQ, Storage and Bags	82
Fishing Accessories	88
Biminis, Camper Enclosure and Tops	89
Audio, Electronics & Electrical	91
Flooring Accessories	94
Furniture & Seating	95
Watersport Accessories	97
Docking & Anchoring	98
Boating Essentials	99

PWC Parts & Maintenance

Maintenance Checklist	104
Utility Equipment	104
Body Frame	104
Engine Cooling	104
Drive	105
Maintenance Products	107
Oil Change Kit	109
XPS Products	110

Switch Parts & Maintenance

Parts	115
Engine Oils	116
XPS Products	116

Apparel

Sizing Chart	122
Protective Gear	124
Neoprene Guide	126
Riding Gear	128
Sportswear	130
Protective Gear	137
Floatable Collection	138
Riding Gear	139
Family Fun	140
Replacements Parts	144

For advertising purposes, some scenes depicted in this catalog include professional riders and operators executing maneuvers under ideal and/or controlled conditions. Do not attempt any of these or any other risky maneuvers if they're beyond your level of riding ability as well as your understanding and respect for the performance of your Sea-Doo watercraft. RIDE SMART FROM THE START. Always ride responsibly and safely. Follow all instructional and safety materials. The warranty is subject to the exclusions, limitations of liabilities and all other terms and conditions of BRP's standard limited warranty. BRP recommends a minimum operator age of 16 years for riding a watercraft. Always wear appropriate protective clothing for your type of boating use, including a Coast Guard approved life jacket. Always remember that riding and alcohol/drugs don't mix. Operate your watercraft keeping a safe distance between yourself and others. Always observe applicable local laws and regulations. Because of its ongoing commitment to product quality and innovation, Bombardier Recreational Products Inc. (BRP) reserves the right, at any time, to discontinue or change specifications, prices, designs, features, models or equipment without incurring any obligations. Some models depicted herein may include optional equipment. Prices are based on Manufacturer Suggested Retail Prices. Dealers may sell for a different price. For Canada and US, taxes are not included. Depending on location, products are distributed by BRP US Inc., Bombardier Recreational Products Inc., BRP European Distribution SA, BRP Australia Pty Ltd., BRP Finland Oy., BRP Japan Ltd., BRP Comm & Trade (Shanghai) Co Ltd. or Bombardier Recreational Products Motores da Amazonia Ltda. ® are registered trademarks and TM and the BRP logo are trademarks of Bombardier Recreational Products Inc. or its affiliates. * is a trademark of Bombardier Inc. used under license. Velcro is a registered trademark of Velcro Industries. Bluetooth is a registered trademark owned by Bluetooth SIG, Inc. Garmin and ECHOMAP are trademarks of Garmin Ltd. or its subsidiaries. GTX is a registered trademark of Castrol Limited, used under license. YUASA is a registered trademark of YUASA Batteries Inc. NGK is a registered trademark of NGK Spark Plugs, Ltd. Salt-Away is a trademark of Salt-Away Products. Slowtide is a trademark of Slowtide LLC. All other company and/or product names are trademarks of their respective holders. © 2025 BRP Inc. All rights reserved.

Vehicle Specifications

*Some products may not be available or homologated in your region. Contact your dealer for more information.

Vehicle Specifications

Spark®	6
Spark® Trixx™	8
GTI™ 130	10
GTI™ SE 130/170	12
Wake™ Pro 230	14
Explorer Pro® 170/230	16
GTX™ 170/230	18
GTX™ Limited 325	20
FishPro™ Sport 170	22
FishPro™ Trophy 170	24
GTR™ 230	26
GTR™-X® 300	28
RXT®-X® RS 325	30
RXP®-X® RS 325	32
Switch® Cruise 21	34
Comparative Chart	36



REC LITE

Spark[®]

One-of-a-kind fun.

Key Features

- Able to tow with most mid-size cars
 - Up to 3 passengers
 - Watertight phone compartment
- iBR - Intelligent Brake & Reverse
 - LinQ[®] and LinQ Lite attachment system



 Sunrise Orange and Dragon Red

Rotax[®] 900 ACE[™] - 60 / 90

SPARK hull

Lightweight and playful platform

CAPACITY	900 ACE - 60	900 ACE - 90
Model	Spark for 2	Spark for 3
Rider Capacity	2	3
Weight Capacity	352 lb / 160 kg	495 lb / 225 kg
Fuel Capacity	7.9 US gal / 30 L	
Glove Box	0.71 US gal / 2.68 L	
Front Bin	11 US gal / 42 L (accessory)	
Storage Capacity Total	11.8 US gal / 44.7 L**	

DIMENSIONS

Length (bumper to bumper)	111" / 283 cm	120" / 305 cm
Width	46" / 117 cm	
Height	41.6" / 106 cm	

HULL

Type	SPARK hull
Material	Polytec [™]

FEATURES

- Slim seat
 - Seat strap
 - Wetgrip footboard
- Handle grips with palm rest
 - Tow hook

ROTAX ENGINE	900 ACE - 60	900 ACE - 90
Model	Spark for 2	Spark for 3
Horsepower	60 hp	90 hp
Intake System	Naturally aspirated	
Displacement	899 cc	
Cooling	Closed-Loop Cooling System (CLCS)	
Reverse System	Electronic iBR ^{**}	
Fuel Type	91 Octane	
Throttle System	iTC [™] (Intelligent Throttle Control)	
Exhaust System	D-Sea-Bel [™] system	

GAUGE

Type of Gauge	4.5 in. digital display
Main Functions	<div><ul style="list-style-type: none">• Speedometer• RPM• Clock</div> <div><ul style="list-style-type: none">• Fuel autonomy• Vehicle hours</div>
iTC System - Mode	Eco [®] & Sport Mode (90 hp only)

WEIGHT


Dry Weight	428 lb / 194 kg	443 lb / 201 kg
------------	-----------------	-----------------

WARRANTY

BRP limited warranty covers the watercraft for two years, applicable to Australia and New Zealand

*Electronic brake, neutral and reverse. **Total including the accessory front bin.



 Sunrise Orange and Dragon Red

Feature Highlights



Second Generation Spark

The next Spark generation design has an improved appearance, revamped comfort and convenience with upgraded technology. The Innovative Polytec material further reduces weight while optimizing performance and efficiency.¹



Slim Seat

Designed to improve freedom of movement while riding.¹



LinQ Lite Integration

Quickly accessible and located at 5 points of the unit. The full array of Sea-Doo LinQ Lite accessories can be integrated.¹



Rotax 900 ACE - 60 / 90

Two fuel-efficient, compact and lightweight Rotax engine options.



iBR - Intelligent Brake & Reverse

Exclusive to Sea-Doo® models, iBR stops the watercraft sooner and provides more control and maneuverability at low speeds and in reverse.



Watertight Phone Compartment

Easily secure your cell phone and valuable items with the watertight phone compartment.

REC LITE

Spark® Trixx™



Playful trickster.

Key Features

- Able to tow with most mid-size cars
 - Up to 3 passengers
 - iBR - Intelligent Brake & Reverse
 - Watertight phone compartment
 - 1-up Freestyle seat
- Trixx Package:
 - BRP Audio - Portable System (opt.)
 - Handlebar with adjustable riser
 - Extended Range VTS (Variable Trim System)
 - Step wedges
 - Exclusive coloration



 NEW Gulfstream Blue and Orange Crush

Rotax® 900 ACE™ - 90			SPARK hull		Lightweight and playful platform	
CAPACITY			900 ACE - 90			
Model	Spark Trixx for 1	Spark Trixx for 3				
Rider Capacity	 (up to 2 riders with accessory passenger seat)					
Weight Capacity	352 lb / 160 kg	495 lb / 225 kg				
Fuel Capacity	7.9 US gal / 30 L					
Glove Box	0.71 US gal / 2.68 L					
Front Bin	11 US gal / 42 L (accessory)					
Storage Capacity Total	11.8 US gal / 44.7 L**					
DIMENSIONS			ROTAX ENGINE			
Length (bumper to bumper)	111" / 283 cm	120" / 305 cm	Model	Spark Trixx for 1	Spark Trixx for 3	
Width	46" / 117 cm		Horsepower	90 hp		
Height	42" / 107 cm		Intake System	Naturally aspirated		
			Displacement	899 cc		
			Cooling	Closed-Loop Cooling System (CLCS)		
			Reverse System	Electronic iBR**		
			Fuel Type	91 Octane		
			Throttle System	iTC™ (Intelligent Throttle Control)		
			Exhaust System	D-Sea-Bel™ system		
HULL			GAUGE			
Type	SPARK hull		Type of Gauge	4.5 in. digital display		
Material	Polytec™		Main Functions	<ul style="list-style-type: none">• Speedometer• RPM• Clock• Extended VTS™• Fuel autonomy• Vehicle hours		
			iTC System - Mode	Eco®, Sport & Trixx Mode		
FEATURES			WEIGHT			
<ul style="list-style-type: none">• Slim seat• Seat strap (for 3 only)• RF D.E.S.S™ key (accessory)	<ul style="list-style-type: none">• LinQ® and LinQ Lite attachment system• Wetgrip footboard• Round handle grips• Tow hook		Dry Weight	425 lb / 193 kg 435 lb / 197 kg (with audio)	448 lb / 203 kg 457 lb / 207 kg (with audio)	
			WARRANTY			
			BRP limited warranty covers the watercraft for two years, applicable to Australia and New Zealand			

*Electronic brake, neutral and reverse. **Total including the accessory front bin.

©2026 Bombardier Recreational Products Inc., (BRP). All rights reserved. ®, TM and the BRP logo are trademarks of Bombardier Recreational Products Inc. or its affiliates. *All other trademarks are the property of their respective owners. BRP reserves the right to discontinue or change specifications, prices, designs, features, models or equipment without incurring obligation. Some models shown may include optional equipment. Product performance may vary depending on external factors. All competitive comparisons are based on published manufacturer specifications at time of creating this document. The warranty is subject to the exclusions, limitations of liabilities and all other terms and conditions of BRP's standard limited warranty. Read the operator's guide and safety instructions. All models of PWC are meant to be used by drivers of age 16 and older. Observe applicable laws and regulations. Always wear appropriate protective clothing, including a personal flotation device and neoprene shorts. Riding and alcohol/drugs don't mix.



 **NEW** Gulfstream Blue and Orange Crush

Feature Highlights



Trixx Mode

Trixx Mode unlocks new water acrobatics like reverse donuts to add even more show-stopping fun to the ride. The Trixx mode offers more thrust in reverse to perform maneuvers more easily.



Extended Range VTS (Variable Trim System)

Offers double the range of the regular VTS for greater ease when executing tricks.



Handlebar with Adjustable Riser

A telescopic steering system that optimizes the experience for varying rider sizes.



ROTAX 900 ACE - 90

The Rotax 900 ACE - 90 gives crisp acceleration with impressive fuel economy.



BRP Audio - Portable System (optional)

The BRP Audio - Portable System provides higher-quality sound on and off the water featuring Concert, Ride and Home modes. Equipped with a heavy-duty mounting bracket.



iBR - Intelligent Brake & Reverse

Exclusive to Sea-Doo® models, iBR stops the watercraft sooner and provides more control and maneuverability at low speeds and in reverse.

RECREATION

GTI™ 130

Style, stability and some serious fun.

Key Features

- Large swim platform with LinQ® attachment system
- Large front storage
- Watertight phone compartment
- Ergolock two-piece seat




 Bright White and Neo Mint

Rotax® 1630 ACE™ - 130

GTI® Hull

iBR® - Intelligent Brake & Reverse*

CAPACITY

Rider Capacity	
Weight Capacity	600 lb / 273 kg
Fuel Capacity	18.5 US gal / 70 L
Glove Box	2.3 US gal / 8.8 L
Front Bin	38 US gal / 144 L
Storage Capacity Total	40.3 US gal / 152.8 L

DIMENSIONS

Length (bumper to bumper)	130.7" / 332 cm
Width	49.2" / 125 cm
Height	44.9" / 114 cm

HULL

Type	GTI Hull
Material	Polytec™

FEATURES

- Seat strap
- RF D.E.S.S.™ key
- Wide-angle mirrors
- Handle grips with palm rest
- Footwell carpets
- Tow hook

ROTAX ENGINE 1630 ACE - 130

Model	GTI 130
Horsepower	130 hp
Intake System	Naturally aspirated
Displacement	1,630 cc
Cooling	Closed-Loop Cooling System (CLCS)
Reverse System	Electronic iBR*
Fuel Type	91 Octane
Throttle System	iTC™ (Intelligent Throttle Control)
Exhaust System	D-Sea-Bel™ system

GAUGE

Type of Gauge	4.5 in. digital display
Main Functions	<ul style="list-style-type: none">• Speedometer• RPM• Clock• Vehicle hours
iTC System - Mode	Eco® & Sport Mode

WEIGHT

Dry Weight	741 lb / 336 kg
------------	-----------------

WARRANTY

BRP limited warranty covers the watercraft for two years, applicable to Australia and New Zealand

*Electronic brake, neutral and reverse.



 Bright White and Neo Mint

Feature Highlights



iBR - Intelligent Brake & Reverse

Exclusive to Sea-Doo®, iBR stops the watercraft sooner and provides more control and maneuverability at low speeds and in reverse.



Swim Platform with Integrated LinQ System

Exclusive quick-attach system on the largest swim platform in its category that allows for easy installation of accessories.




ECO Mode

This exclusive to Sea-Doo models feature optimizes power output for up to 46% improved fuel efficiency.



Rotax 1630 ACE - 130 Engine

The powerful and reliable naturally aspirated 1630 ACE-130 is all about fun and acceleration while providing excellent fuel efficiency.



GTI Hull

This moderate V-shaped hull guarantees a stable, enjoyable ride in variable water conditions. Confident, predictable handling but incredibly playful when you want it to be.



Large Front Storage

An impressive 38 gallons of sealed storage space allows riders to safely stow belongings while riding.

RECREATION

GTI™ SE 130/170

More convenience and comfort for days of family fun.

What’s New

- iDF – Intelligent Debris-Free System

Key Features

- iBR* – Intelligent Brake & Reverse
- Variable Trim System (VTS)
- Slow speed mode / speed regulator
- Boarding ladder
- Two color options




 NEW Eclipse Black and Laguna Green

Rotax® 1630 ACE™ – 130 / 170

GTI® Hull

BRP Audio – Premium System (optional)

CAPACITY

Rider Capacity	
Weight Capacity	600 lb / 273 kg
Fuel Capacity	18.5 US gal / 70 L
Glove Box	2.3 US gal / 8.8 L
Front Bin	38 US gal / 144 L
Storage Capacity Total	40.3 US gal / 152.8 L

DIMENSIONS

Length (bumper to bumper)	130.7" / 332 cm
Width	49.2" / 125 cm
Height	44.9" / 114 cm

HULL

Type	GTI Hull
Material	Polytec™

FEATURES

- Ergolock™ two-piece touring seat
- Seat strap
- RF D.E.S.S.™ key
- Large front storage
- Watertight phone compartment
- LinQ® attachment system
- Wide-angle mirrors
- Handle grips with palm rest
- Footwell carpets
- Large swim platform
- Tow hook

ROTAX ENGINE	1630 ACE – 130	1630 ACE – 170
Model	GTI SE 130	GTI SE 170
Horsepower	130 hp	170 hp
Intake System	Naturally aspirated	
Displacement	1,630 cc	
Cooling	Closed-Loop Cooling System (CLCS)	
Reverse System	Electronic iBR**	
Fuel Type	91 Octane	
Throttle System	iTC™ (Intelligent Throttle Control)	
Exhaust System	D-Sea-Bel™ system	

GAUGE

Type of Gauge	4.5 in. digital display	
Main Functions	• Speedometer	• VTS™
	• RPM	• Fuel autonomy
	• Clock	• Vehicle hours
iTC System – Mode	Eco®, Sport, Speed Regulator & Slow Speed Mode	

WEIGHT

Dry Weight	741 lb / 336 kg
	761 lb / 345 kg (with sound system)

WARRANTY

BRP limited warranty covers the watercraft for two years, applicable to Australia and New Zealand

*Electronic brake, neutral and reverse.



 **NEW** Eclipse Black and Laguna Green

Feature Highlights



BRP Audio - Premium System (optional)

A truly waterproof Bluetooth® audio system for an extra dose of fun and entertainment on the water.



Swim Platform with Integrated LinQ System

Exclusive quick-attach system on the largest swim platform in its category that allows for easy installation of accessories.¹




iDF - Intelligent Debris Free System

An innovative, industry-first system that allows you to free your pump of weeds and debris with intuitive handlebar-activated controls.



Rotax 1630 ACE - 130 / 170

Enjoy plenty of pep and great fuel economy with the 1630 ACE - 130 or opt for the 170 hp version, the most powerful naturally aspirated engine in the Sea-Doo® lineup.



GTI Hull

This moderate V-shaped hull guarantees a stable, enjoyable ride in variable water conditions. Confident, predictable handling but incredibly playful when you want it to be.



Boarding Ladder

Makes boarding from the water easier and quicker.

TOW SPORTS

Wake™ Pro 230

Stability, power and music
to tow like a pro.

What's New

- 10.25 in. touchscreen display

Key Features

- iBR - Intelligent Brake & Reverse
- iDF - Intelligent Debris-Free Pump System
- Watertight phone compartment
- Direct-access front storage
- Boarding ladder
- Large swim platform with LinQ® attachment system
- VTS (Variable Trim System)
- Wake Package:
 - LinQ retractable ski pylon
 - Speed-based ski mode
 - Removable wakeboard rack
 - Wake graphics



 Sand and Dazzling Blue

Rotax® 1630 ACE™ - 230

ST3® Hull

BRP Audio - Premium System

CAPACITY

Rider Capacity	3
Weight Capacity	600 lb / 273 kg
Fuel Capacity	18.5 US gal / 70 L
Glove Box	0.8 US gal / 2.9 L
Front Bin	25.3 US gal / 96 L
Storage Capacity Total	26.1 US gal / 98.9 L

DIMENSIONS

Length (bumper to bumper)	135.8" / 345 cm
Width	49.4" / 125.5 cm (w/o rack)
Height	44.9" / 114 cm

HULL

Type	ST3 Hull
Material	Fiberglass

FEATURES

- Ergolock™ two-piece seat
- Seat strap
- RF D.E.S.S.™ key
- Wide-angle mirrors
- Handle grip with palm rest
- Footwell carpets
- Ski tow eye
- Tilt steering
- USB port

ROTAX ENGINE

1630 ACE - 230

Horsepower	230 hp
Intake System	Supercharged with external intercooler
Displacement	1,630 cc
Cooling	Closed-Loop Cooling System (CLCS)
Reverse System	Electronic iBR**
Fuel Type	98 Octane
Throttle System	iTC™ (Intelligent Throttle Control)
Exhaust System	D-Sea-Bel™ system

GAUGE

Type of Gauge	10.25 in. touchscreen display
Main Functions	<ul style="list-style-type: none">• BRP Connect• Music• Navigation• Bluetooth* connectivity• Speedometer• RPM• Clock• VTS™• Fuel consumption• Fuel autonomy• Vehicle hours• Water temperature

iTC System - Mode

Eco®, Sport, Speed Regulator, Slow Speed Mode & Ski Mode

WEIGHT

Dry Weight	836 lb / 379 kg
------------	-----------------

WARRANTY

BRP limited warranty covers the watercraft for two years, applicable to Australia and New Zealand

*Electronic brake, neutral and reverse.



 Sand and Dazzling Blue

Feature Highlights



10.25 in. Touchscreen Display

Bring your on-water experience to another level with this premium and elegant touchscreen display developed specifically for Sea-Doo riders. Enjoy enhanced connectivity and intuitive features including ride statistics, a compass, media control, marine navigation with the BRP GO! app and much more.¹



BRP Audio – Premium System

A factory-installed, truly waterproof Bluetooth[®] audio system for an extra dose of fun and entertainment on the water.




Watersport Essentials

Everything you need to practice watersports. A quick-install retractable ski pylon that stows away when not in use. Features spotter hand grips and rope storage. A wakeboard rack provides convenient storage and transport of a wakeboard.²



Rotax 1630 ACE - 230 Engine

This powerful engine comes standard with a supercharger and external intercooler.



ST3 Hull

An innovative hull that sets the benchmark for rough water handling, stability, and offshore performance.



Direct-Access Front Storage

All your gear within arm's reach thanks to a 25.3 US gal (96 L) front storage area, easily accessible from a seated position. Simply raise the handlebars to access essentials for any adventure.

TOURING

Explorer® Pro 170/230

The ultimate companion for any adventure.

What's New

- 10.25 in. touchscreen display

Key Features

- iDF - Intelligent Debris-Free System
- Touring windshield
- Heavy-duty grab handles
- Adjustable handlebar riser
- Explorer Touring seat and knee pads
- Gunwale footrests
- LinQ Multi Cargo Rack
- LinQ Explorer bag
- Rear deck extension
- Hydraulic steering damper

● Iceland Grey



Rotax® 1630 ACE™ - 170 / 230

ST3® Hull

BRP Audio - Premium System

CAPACITY

Rider Capacity	3
Weight Capacity	600 lb / 273 kg
Rear Platform Capacity (without passenger)	221 lb / 100 kg
Fuel Capacity	18.5 US gal / 70 L
Glove Box	0.8 US gal / 2.9 L
Front Bin	25.3 US gal / 96 L
LinQ Explorer Bag	26.4 US gal / 100 L
Storage Capacity Total	52.3 US gal / 198.9 L*

DIMENSIONS

Length (bumper to bumper)	146.8" / 373.4
Width	49.6" / 126 cm
Height	55.5" / 140 cm

HULL

Type	ST3 Hull
Material	Fiberglass

FEATURES

- Seat strap
- iBR® - Intelligent Brake & Reverse **
- VTS™ (Variable Trim System)
- Boarding ladder
- RF D.E.S.S.™ key
- Direct-access front storage
- Watertight phone compartment
- LinQ® attachment system
- Wide angle mirrors
- Handle grips with palm rest
- Footwell carpets
- Large swim platform
- 1 LinQ front support
- Cupholder
- USB port
- Tilt steering
- Ski tow eye

ROTAX ENGINE

	1630 ACE - 170	1630 ACE - 230
Horsepower	170 hp	230 hp
Intake System	Naturally aspirated	Supercharged with external intercooler
Displacement	1,630 cc	
Cooling	Closed-Loop Cooling System (CLCS)	
Reverse System	Electronic iBR	
Fuel Type	91 Octane	98 Octane
Throttle System	iTCTM (Intelligent Throttle Control)	
Exhaust System	D-Sea-Bel™ system	

GAUGE

Type of Gauge	10.25 in. touchscreen display	
Main Functions	• BRP Connect	• Clock
	• Music	• VTS
	• Navigation	• Fuel consumption
	• Bluetooth® connectivity	• Fuel autonomy
	• Speedometer	• Depth finder
	• RPM	• Vehicle hours

iTC System - Mode	Eco®, Sport, Speed Regulator, Slow Speed & Accessory Mode
-------------------	---

WEIGHT

Dry Weight	880 lb / 399 kg	917 lb / 416 kg
------------	-----------------	-----------------

WARRANTY

BRP limited warranty covers the watercraft for two years, applicable to Australia and New Zealand

*Electronic brake, neutral and reverse.



● Iceland Grey

Feature Highlights



Touring Windshield

An industry first that reduces noise and fatigue associated with prolonged wind pressure while also protecting against splashing and salt water exposure when riding offshore.




Extended Riding Comfort

With extended riding duration in mind, the Explorer Touring seat and knee pads, adjustable riser handlebars and gunwale footrests provide ultimate extended riding comfort.




LinQ Explorer Bag

Keep extra gear dry and easily accessible with this 100 L (26.4 gal) bag. This exclusive LinQ compatible accessory is waterproof, functional and portable. It can be stacked on the LinQ plate/ LinQ accessories or carried as a backpack.



Rotax 1630 ACE - 170 / 230 Engines

Two engine options: the 170 hp boasts naturally aspirated punch with optimal fuel economy, or opt for the 230 hp engine with a supercharger and external intercooler.



ST3 Hull

An innovative hull that sets the benchmark for rough water handling, stability, and offshore performance.



Rear Deck Extension with LinQ Attachment System

Adds 11.5 inches to the back of the watercraft to increase stability, space, and storage capability. Enhance your storage capacity with the LinQ Multi Cargo Rack.¹

TOURING


GTX™ 170/230

Comfort, control and power
are always in style.

Key Features

- iBR – Intelligent Brake & Reverse
 - VTS (Variable Trim System)
 - LinQ® attachment system
 - Boarding ladder
- Direct-access front storage
 - Watertight phone compartment
 - Tech Package (optional):
 - BRP Audio – Premium System
 - Full-color 7.8 in. wide display
 - USB port



 Blue Abyss and Gulfstream Blue

Rotax® 1630 ACE™ – 170/ 230

ST3® Hull

iDF – Intelligent Debris-Free Pump System

CAPACITY

Rider Capacity	3
Weight Capacity	600 lb / 273 kg
Fuel Capacity	18.5 US gal / 70 L
Glove Box	0.8 US gal / 2.9 L
Front Bin	25.3 US gal / 96 L
Storage Capacity Total	26.1 US gal / 98.9 L

DIMENSIONS

Length (bumper to bumper)	135.9" / 345.1 cm
Width	49.2" / 125 cm
Height	44.9" / 114 cm

HULL

Type	ST3 Hull
Material	Fiberglass

FEATURES

- Ergolock™ two-piece seat with stepped design
 - Seat strap
 - RF D.E.S.S.™ key
 - Wide-angle mirrors
- Handle grips with palm rest
 - Footwell carpets
 - Large swim platform
 - Tilt steering
 - Ski tow eye

ROTAX ENGINE	1630 ACE – 170	1630 ACE – 230
Model	GTX 170	GTX 230
Horsepower	170 hp	230 hp
Intake System	Naturally aspirated	Supercharged with external intercooler
Displacement	1,630 cc	
Cooling	Closed-Loop Cooling System (CLCS)	
Reverse System	Electronic iBR**	
Fuel Type	91 Octane	98 Octane
Throttle System	iTC™ (Intelligent Throttle Control)	
Exhaust System	D-Sea-Bel™ system	

GAUGE

Type of Gauge	7.6 in. digital display 7.8 in. color LCD display (with Tech Package)
Main Functions	<div><ul style="list-style-type: none">• BRP Connect (opt.)• Music (opt.)• Navigation (opt.)• Bluetooth® connectivity (opt.)• Fuel consumption (opt.)</div> <div><ul style="list-style-type: none">• Speedometer• RPM• Clock• VTS™• Fuel autonomy• Vehicle hours</div>
iTC System – Mode	Eco®, Sport, Speed Regulator & Slow Speed Mode

WEIGHT

Dry Weight	776 lb / 352 kg 796 lb / 361 kg (with Tech Package)	809 lb / 367 kg 829 lb / 376 kg (with Tech Package)
------------	--	--


WARRANTY

BRP limited warranty covers the watercraft for two years, applicable to Australia and New Zealand

*Electronic brake, neutral and reverse.

©2026 Bombardier Recreational Products Inc., (BRP). All rights reserved. ®, TM and the BRP logo are trademarks of Bombardier Recreational Products Inc. or its affiliates. *All other trademarks are the property of their respective owners. BRP reserves the right to discontinue or change specifications, prices, designs, features, models or equipment without incurring obligation. Some models shown may include optional equipment. Product performance may vary depending on external factors. All competitive comparisons are based on published manufacturer specifications at time of creating this document. The warranty is subject to the exclusions, limitations of liabilities and all other terms and conditions of BRP's standard limited warranty. Read the operator's guide and safety instructions. All models of PWC are meant to be used by drivers of age 16 and older. Observe applicable laws and regulations. Always wear appropriate protective clothing, including a personal flotation device and neoprene shorts. Riding and alcohol/drugs don't mix.



 Blue Abyss and Gulfstream Blue

Feature Highlights



iDF - Intelligent Debris Free System

An innovative, industry-first system that allows you to free your pump of weeds and debris with intuitive handlebar-activated controls.




Tech Package (optional)

Levels up entertainment and functionality on the water. It includes a factory-installed, truly waterproof Bluetooth® audio system, a 7.8" color display and a USB port.




Swim Platform with Integrated LinQ System

Exclusive quick-attach system on the largest swim platform in the Sea-Doo family that allows for easy installation of accessories.



Rotax 1630 ACE - 170 / 230

The 170 hp boasts naturally aspirated punch with optimal fuel economy. The 230 hp supercharged version allows you to level up the performance to your liking.



ST3 Hull

An innovative hull that sets the benchmark for rough water handling, stability, and offshore performance.



Direct-Access Front Storage

All your gear within arm's reach thanks to a 25.3 US gal (96 L) front storage area, easily accessible from a seated position. Simply raise the handlebars to access essentials for any adventure.¹

TOURING

GTX™ Limited 325

The standard for touring performance.

Key Features

- iDF - Intelligent Debris-Free System
- Direct-access front storage
- 10.25 in. touchscreen display
- 2 pop-up cleats
- Hydraulic steering damper
- Large swim platform with LinQ® attachment system
- Limited Package:
 - USB port
 - Watercraft cover
 - Storage bin organizer
 - Knee pads
 - Exclusive coloration and more



- ☐ White Pearl Premium
- ☒ Teal Metallic

Rotax® 1630 ACE™ - 325

ST3® Hull

BRP Premium Audio System

CAPACITY

Rider Capacity	3
Weight Capacity	600 lb / 273 kg
Fuel Capacity	18.5 US gal / 70 L
Glove Box	0.8 US gal / 2.9 L
Front Bin	25.3 US gal / 96 L
Storage Capacity Total	26.1 US gal / 98.9 L

DIMENSIONS

Length (bumper to bumper)	135.9" / 345.1 cm
Width	49.2" / 125 cm
Height	44.9" / 114 cm

HULL

Type	ST3 Hull
Material	Fiberglass

FEATURES

- Ergolock™ two-piece seat with stepped design
- Seat strap
- iBR® - Intelligent Brake & Reverse*
- VTS™ (Variable Trim System)
- RF D.E.S.S.™ key
- Watertight phone compartment
- Wide-angle mirrors
- Handle grips with palm rest
- Footwell carpets
- Tilt steering
- Ski tow eye

ROTAX ENGINE

Model	1630 ACE - 325
Horsepower	GTX Limited 325
Intake System	325 hp
Displacement	Supercharged with external intercooler
Cooling	1,630 cc
Reverse System	Closed-Loop Cooling System (CLCS)
Fuel Type	Electronic iBR
Throttle System	98 Octane
Exhaust System	iTC™ (Intelligent Throttle Control)
	D-Sea-Bel™ system

GAUGE

Type of Gauge	10.25 in. touchscreen display
Main Functions	<ul style="list-style-type: none">• BRP Connect• Music• Navigation• Bluetooth® connectivity• Speedometer• RPM• Clock• VTS• Fuel consumption• Fuel autonomy• Water temperature• Depth finder• Vehicle hours

iTC System - Mode

Eco®, Sport, Speed Regulator & Slow Speed Mode
--

WEIGHT

Dry Weight	849 lb / 385 kg
------------	-----------------

WARRANTY

BRP limited warranty covers the watercraft for two years, applicable to Australia and New Zealand

*Electronic brake, neutral and reverse.



○ White Pearl Premium



● Teal Metallic

Feature Highlights



Limited Package

USB port, watercraft cover, storage bin organizer, knee pads, exclusive coloration and more.



BRP Audio - Premium System

A factory-installed, truly waterproof Bluetooth® audio system for an extra dose of fun and entertainment on the water.




iDF - Intelligent Debris Free System

An innovative, industry-first system that allows you to free your pump of weeds and debris with intuitive quick-activated controls.



Rotax 1630 ACE - 325 Engine

The Rotax 1630 ACE - 325 is Sea-Doo's most powerful PWC engine from factory. With its 325 hp, this engine delivers incredible acceleration and power thanks to innovative engineering for uncompromised offshore performance.



ST3 Hull

An innovative hull that sets the benchmark for rough water handling, stability, and offshore performance.



10.25 in. Touchscreen Display

Bring your on-water experience to another level with this premium and elegant touchscreen display developed specifically for Sea-Doo riders. Enjoy enhanced connectivity and intuitive features including ride statistics, a compass, media control, marine navigation with the BRP GO! app and much more.

SPORT FISHING

FishPro™ Sport 170

Find yourself a new perspective on sportfishing with the stable, versatile vehicle that started it all.

Key Features

- Ergolock™ two-piece fishing seat
- Garmin® 7" Keyed GPS & Fish Finder
- BRP Audio - Premium System (optional)
- 5 fishing rod holders
- Rear Deck Extension with LinQ®
- LinQ fishing cooler (13.5 US gal / 51 L)
- Direct access front storage with bin organizer
- VTS (Variable Trim System)
- 2 LinQ front supports



 White and Gulfstream Blue

Rotax® 1630 ACE™ - 170

ST3® Hull

iDF - Intelligent Debris-Free System

CAPACITY

Rider Capacity	3
Weight Capacity	600 lb / 273 kg
Rear Platform Capacity (without passenger)	221 lb / 100 kg
Fuel Capacity	18.5 US gal / 70 L
Glove Box	0.8 US gal / 2.9 L
Front Bin	25.3 US gal / 96 L
LinQ Fishing Cooler	13.5 US gal / 51 L
Storage Capacity Total	39.6 US gal / 149.9 L*

DIMENSIONS

Length (bumper to bumper)	146.8" / 373 cm
Width	49.6" / 126 cm
Height	45.3" / 115 cm

HULL

Type	ST3 Hull
Material	Fiberglass

FEATURES

- Seat strap
- iBR® - Intelligent Brake & Reverse**
- RF D.E.S.S.™ key
- Boarding ladder
- Watertight phone compartment
- Wide angle mirrors
- Handle grips with palm rest
- Footwell carpets
- Large swim platform
- Cup holder
- USB port
- Tilt steering
- Ski tow eye

ROTAX ENGINE

1630 ACE - 170

Horsepower	170 hp
Intake System	Naturally aspirated
Displacement	1,630 cc
Cooling	Closed-Loop Cooling System (CLCS)
Reverse System	Electronic iBR
Fuel Type	91 Octane
Throttle System	iTC™ (Intelligent Throttle Control)
Exhaust System	D-Sea-Bel™ system

GAUGE

Type of Gauge	7.6 in. digital display
Main Functions	<ul style="list-style-type: none">SpeedometerRPMClockVTS™Fuel autonomyWater temperatureVehicle hours

iTC System - Mode

Eco®, Sport, Speed Regulator, Trolling (Slow Speed) & Accessory Mode

WEIGHT

Dry Weight	852 lb / 386 kg
	871 lb / 395 kg (with sound system)

WARRANTY

BRP limited warranty covers the watercraft for two years, applicable to Australia and New Zealand

*Total storage capacity includes LinQ fishing cooler. **Electronic brake, neutral and reverse.




 White and Gulfstream Blue

Feature Highlights



iDF - Intelligent Debris Free System

An innovative, industry-first system that allows you to free your pump of weeds and debris with intuitive handlebar-activated controls.



Garmin 7" GPS & Fish Finder

A top-of-the-line navigation, charting and fish-finding system using an in-hull transducer and mid-CHIRP sonar. Includes token for access to free upgraded regional maps.




Angled Gunwale Footrests

Ensures ergonomic and secure posture while fishing from a side position.



Rotax 1630 ACE - 170 Engine

The Rotax 1630 ACE - 170 combines plenty of naturally aspirated power and economy, meaning the adventure can be exhilarating and prolonged.



ST3 Hull

An innovative hull that sets the benchmark for rough water handling, stability, and offshore performance.



Rear Deck Extension with LinQ attachment system

Adds 11.5 inches to the back of the watercraft to increase stability, space, and storage capability.

SPORT FISHING

FishPro™ Trophy 170

Additional tech and comfort features for an elevated sportfishing experience.

What's New

- Garmin® 9" touchscreen GPS & Fish Finder
- Hydraulic steering damper
- 10.25 in. touchscreen display

Key Features

- Advanced battery system
- Modular swivel seat
- Quick-connect livewell
- LinQ fishing cooler (13.5 US gal / 51 L)
- Anchoring system
- Rear Deck Extension with LinQ
- BRP Audio - Premium System
- Handlebar with adjustable riser

Shark Grey and Orange Crush



Rotax® 1630 ACE™ - 170

ST3® Hull

iDF - Intelligent Debris-Free System

CAPACITY

Rider Capacity	3
Weight Capacity	600 lb / 273 kg
Rear Platform Capacity (without passenger)	221 lb / 100 kg
Fuel Capacity	18.5 US gal / 70 L
Glove Box	0.8 US gal / 2.9 L
Front Bin	25.3 US gal / 96 L
LinQ Fishing Cooler	13.5 US gal / 51 L
Storage Capacity Total	39.6 US gal / 149.9 L*

DIMENSIONS

Length (bumper to bumper)	146.8" / 373 cm
Width	49.6" / 126 cm
Height	45.3" / 115 cm

HULL

Type	ST3 Hull
Material	Fiberglass

FEATURES

- Ergolock™ two-piece Explorer Touring seat with modular swivel seat
- Seat strap
- iBR® - Intelligent Brake & Reverse**
- RF D.E.S.S.™ key
- VTS™ (Variable Trim System)
- Boarding ladder
- Watertight phone compartment
- Direct-access front storage
- Storage bin organizer
- Wide angle mirrors
- Handle grips with palm rest
- Footwell carpets
- Large swim platform
- 5 fishing rod holders
- 2 LinQ® front supports
- Cup holder
- USB port
- Tilt steering
- Ski tow eye

ROTAX ENGINE

1630 ACE - 170

Horsepower	170 hp
Intake System	Naturally aspirated
Displacement	1,630 cc
Cooling	Closed-Loop Cooling System (CLCS)
Reverse System	Electronic iBR
Fuel Type	91 Octane
Throttle System	iTC™ (Intelligent Throttle Control)
Exhaust System	D-Sea-Bel™ system

GAUGE

Type of Gauge	10.25 in. touchscreen display
Main Functions	<ul style="list-style-type: none">• BRP Connect• Music• Navigation• Bluetooth® connectivity• Speedometer• RPM• Clock• VTS• Fuel consumption• Fuel autonomy• Water temperature• Vehicle hours
iTC System - Mode	Eco®, Sport, Speed Regulator, Trolling (Slow Speed) & Accessory Mode

WEIGHT

Dry Weight	898 lb / 407 kg
------------	-----------------

WARRANTY

BRP limited warranty covers the watercraft for two years, applicable to Australia and New Zealand

*Total storage capacity includes LinQ fishing cooler. **Electronic brake, neutral and reverse.



Shark Grey and Orange Crush

Feature Highlights



Modular Swivel Seat

Installs in seconds for a game-changing experience. Both the pedestal and backrest stow cleverly away when not in use.



Garmin 9" Touchscreen GPS & Fish Finder

A top-of-the-line touchscreen navigation, charting and fish finder system using an in-hull transducer and mid-CHIRP sonar. Includes token for access to free upgraded regional maps.




Quick-Connect Livewell

Turn the LinQ Fishing Cooler into a livewell in seconds. An integrated pump constantly feeds fresh water into the reservoir keeping your catch or your bait alive all day.



Rotax 1630 ACE - 170 Engine

The Rotax 1630 ACE - 170 combines plenty of naturally aspirated power and economy, meaning the adventure can be exhilarating and prolonged.



ST3 Hull

An innovative hull that sets the benchmark for rough water handling, stability, and offshore performance.



10.25 in. Touchscreen Display

Bring your on-water experience to another level with this premium and elegant touchscreen display developed specifically for Sea-Doo riders. Enjoy enhanced connectivity and intuitive features including ride statistics, a compass, media control, marine navigation with the BRP GO! app and much more.

PERFORMANCE

GTR™ 230

Accessible power and performance.

Key Features

- VTS (Variable Trim System)
- Large front storage
- Watertight phone compartment
- LinQ® attachment system
- Large swim platform
- Ergolock™ two-piece touring seat



Eclipse Black and Reef Blue

Rotax® 1630 ACE™ - 230

GTI® Hull

BRP Audio - Premium System (optional)

CAPACITY

Rider Capacity	3
Weight Capacity	600 lb / 273 kg
Fuel Capacity	18.5 US gal / 70 L
Glove Box	2.3 US gal / 8.8 L
Front Bin	38 US gal / 144 L
Storage Capacity Total	40.3 US gal / 152.8 L

DIMENSIONS

Length (bumper to bumper)	130.7" / 332 cm
Width	49.2" / 125 cm
Height	44.9" / 114 cm

HULL

Type	GTI Hull
Material	Polytec™

FEATURES

- Seat strap
- iBR® - Intelligent Brake & Reverse*
- RF D.E.S.S.™ key
- Wide-angle mirrors
- Handle grips with palm rest
- Footwell carpets
- Tow hook

ROTAX ENGINE 1630 ACE - 230

Horsepower	230 hp
Intake System	Supercharged with external intercooler
Displacement	1,630 cc
Cooling	Closed-Loop Cooling System (CLCS)
Reverse System	Electronic iBR
Fuel Type	98 Octane
Throttle System	iTC™ (Intelligent Throttle Control)
Exhaust System	D-Sea-Bel™ system

GAUGE

Type of Gauge	4.5 in. digital display
Main Functions	<ul style="list-style-type: none">• Speedometer• RPM• Clock• VTS™• Fuel autonomy• Vehicle hours
iTC System - Mode	Eco®, Sport, Speed Regulator & Slow Speed Mode

WEIGHT

Dry Weight	776 lb / 352 kg 796 lb / 361 kg (with sound system)
------------	--

WARRANTY

BRP limited warranty covers the watercraft for two years, applicable to Australia and New Zealand

*Electronic brake, neutral and reverse.

©2026 Bombardier Recreational Products Inc., (BRP). All rights reserved. ®, TM and the BRP logo are trademarks of Bombardier Recreational Products Inc. or its affiliates. *All other trademarks are the property of their respective owners. BRP reserves the right to discontinue or change specifications, prices, designs, features, models or equipment without incurring obligation. Some models shown may include optional equipment. Product performance may vary depending on external factors. All competitive comparisons are based on published manufacturer specifications at time of creating this document. The warranty is subject to the exclusions, limitations of liabilities and all other terms and conditions of BRP's standard limited warranty. Read the operator's guide and safety instructions. All models of PWC are meant to be used by drivers of age 16 and older. Observe applicable laws and regulations. Always wear appropriate protective clothing, including a personal flotation device and neoprene shorts. Riding and alcohol/drugs don't mix.



 Eclipse Black and Reef Blue

Feature Highlights



BRP Audio - Premium System (optional)

A factory-installed, truly waterproof Bluetooth[®] audio system for an extra dose of fun and entertainment on the water.




VTS (Variable Trim System)

Provides handlebar-activated settings so riders can easily find the ideal trim for varying conditions.



Swim Platform with Integrated LinQ System

Exclusive quick-attach system on the largest swim platform in its category that allows for easy installation of accessories.



Rotax 1630 ACE - 230 Engine

This powerful engine comes standard with a supercharger and external intercooler.



GTI Hull

This moderate V-shaped hull guarantees a stable, enjoyable ride in variable water conditions. Confident, predictable handling but incredibly playful when you want it to be.



Large Front Storage

An impressive 38 gallons of sealed storage space allows riders to safely stow belongings while riding.¹

¹The removable storage bin organizer is not included.

PERFORMANCE


GTR™-X® 300

High performance
and high value.

Key Features

- Large front storage
- Watertight phone compartment
- LinQ® attachment system
- Double-angled footwell wedges
- Stainless polished impeller
- Low-rise racing handlebar
- Ergolock™ two-piece racing seat
- Tech Package (optional):
 - BRP Audio - Premium System
 - Full-color 7.8 in. wide display
 - USB port




 Eclipse Black and Deep Marsala

Rotax® 1630 ACE™ - 300

GTI® Hull

Extended Variable Trim System (VTS™)

CAPACITY

Rider Capacity	
Weight Capacity	600 lb / 273 kg
Fuel Capacity	18.5 US gal / 70 L
Glove Box	2.3 US gal / 8.8 L
Front Bin	38 US gal / 144 L
Storage Capacity Total	40.3 US gal / 152.8 L

DIMENSIONS

Length (bumper to bumper)	130.7" / 332 cm
Width	49.2" / 125 cm
Height	43.4" / 110 cm

HULL

Type	GTI Hull
Material	Polytec™

FEATURES

- Seat strap
- iBR® - Intelligent Brake & Reverse*
- RF D.E.S.S.™ key
- Wide-angle mirrors
- Round handle grips
- Footwell carpets
- Large swim platform
- Tow hook

ROTAX ENGINE 1630 ACE - 300

Horsepower	300 hp
Intake System	Supercharged with external intercooler
Displacement	1,630 cc
Cooling	Closed-Loop Cooling System (CLCS)
Reverse System	Electronic iBR
Fuel Type	98 Octane
Throttle System	iTC™ (Intelligent Throttle Control)
Exhaust System	D-Sea-Bel™ system

GAUGE

Type of Gauge	7.6 in. digital display 7.8 in. color LCD display (with Tech Package)
Main Functions	<ul style="list-style-type: none">• BRP Connect (opt.)• Music (opt.)• Navigation (opt.)• Bluetooth® connectivity (opt.)• Fuel consumption (opt.)• Speedometer• RPM• Clock• Extended VTS• Fuel autonomy• Top speed and average speed• Vehicle hours

iTC System - Mode Eco®, Sport, Speed Regulator, Slow Speed & Launch Control Mode

WEIGHT


Dry Weight	794 lb / 360 kg 813 lb / 369 kg (with sound system)
------------	--

WARRANTY

BRP limited warranty covers the watercraft for two years, applicable to Australia and New Zealand

*Electronic brake, neutral and reverse.



 Eclipse Black and Deep Marsala

Feature Highlights



Rotax 1630 ACE - 300 Engine

The powerful Rotax® 1630 ACE™ - 300 levels up your performance to your liking by delivering high efficiency and a world-class acceleration.



Ergolock Two-Piece Racing Seat

Tacky surface and back support enhance grip during performance riding.




Low-Rise Handlebars

Creates a more streamlined, race-oriented riding position.



Tech Package (optional)

Levels up entertainment and functionality on the water. It includes a factory-installed, truly waterproof Bluetooth® audio system, a 7.8" color display and a USB port.



GTI Hull

This moderate V-shaped hull guarantees a stable, enjoyable ride in variable water conditions. Confident, predictable handling but incredibly playful when you want it to be.



Double-Angled Footwell Wedges

Lined with premium carpets to provide superior foot grip.

PERFORMANCE

RXT-X® RS 325

The ultimate offshore performance watercraft.

What's New

- 10.25 in. touchscreen display

Key Features

- Low-rise racing handlebar
- Ergolock™ two-piece racing seat
- Tilt steering
- X-sponsons
- Full-length angled wedges
- BRP Audio - Premium System
- Hydraulic steering damper
- Stainless polished impeller
- Large swim platform with LinQ® attachment system
- Extended VTS (Variable Trim System)

- NEW Gulfstream Blue Premium
- Ice Metal and Manta Green



Rotax® 1630 ACE™ - 325

ST3® Hull

Launch control

CAPACITY

Rider Capacity	3
Weight Capacity	600 lb / 273 kg
Fuel Capacity	18.5 US gal / 70 L
Glove Box	0.8 US gal / 2.9 L
Front Bin	25.3 US gal / 96 L
Storage Capacity Total	26.1 US gal / 98.9 L

DIMENSIONS

Length (bumper to bumper)	135.8" / 345 cm
Width	49.2" / 125 cm
Height	45.3" / 115 cm

HULL

Type	ST3 Hull
Material	Fiberglass

FEATURES

- Seat strap
- iBR® - Intelligent Brake & Reverse*
- RF D.E.S.S.™ key
- Direct-access front storage
- Watertight phone compartment
- Knee pads
- Wide-angle mirrors
- Round handle grips
- Footwell carpets
- USB port
- Ski tow eye

ROTAX ENGINE

1630 ACE - 325

Horsepower	325 hp
Intake System	Supercharged with external intercooler
Displacement	1,630 cc
Cooling	Closed-Loop Cooling System (CLCS)
Reverse System	Electronic iBR
Fuel Type	91 octane
Throttle System	iTC™ (Intelligent Throttle Control)
Exhaust System	D-Sea-Bel™ system

GAUGE

Type of Gauge	10.25 in. touchscreen display
Main Functions	<ul style="list-style-type: none">• BRP Connect• Music• Navigation• Bluetooth® connectivity• Speedometer• RPM• Clock• Extended VTS™• Fuel consumption• Fuel autonomy• Top speed and average speed• Vehicle hours

iTC System - Mode

Eco®, Sport, Speed Regulator, Slow Speed & Launch Control Mode

WEIGHT

Dry Weight	842 lb / 382 kg
------------	-----------------

WARRANTY

BRP limited warranty covers the watercraft for two years, applicable to Australia and New Zealand

*Electronic brake, neutral and reverse.



● NEW Gulfstream Blue *Premium*



● Ice Metal and Manta Green

Feature Highlights



Rotax 1630 ACE - 325 Engine

The Rotax 1630 ACE - 325 is the industry's most powerful PWC engine from factory. With its 325 hp, this engine delivers incredible acceleration and power thanks to innovative engineering for uncompromised offshore performance.



Hydraulic Steering Damper

Three steering positions to quickly control the stiffness. It adds riding precision by removing undesired input in rougher conditions. It provides a premium feeling and improved control to the rider.




10.25 in. Touchscreen Display

Bring your on-water experience to another level with this premium and elegant touchscreen display developed specifically for Sea-Doo riders. Enjoy enhanced connectivity and intuitive features including ride statistics, a compass, media control, marine navigation with the BRP GO! app and much more.



Ergolock System

A narrow seat profile with deep knee pockets lets riders sit naturally and use the lower body to hold onto the machine for more control.



ST3 Hull

An innovative hull that sets the benchmark for rough water handling, stability, and offshore performance.



Swim platform with Integrated LinQ System

Exclusive quick-attach system on the largest swim platform in the Sea-Doo family that allows for easy installation of accessories.

PERFORMANCE

RXP-X[®] RS 325

Race-ready performance
watercraft, reimagined.


What's New

- 10.25 in. touchscreen display

Key Features

- Ergolock[™] R racing seat
- Low-rise racing handlebar
- Double-angled footwell wedges
- X-sponsons
- Stainless polished impeller
- Carbon fiber hood
- Hydraulic steering damper
- Tech Package (optional):
 - BRP Audio - Premium System
 - 10.25 in. touchscreen display
 - USB port




 NEW Gulfstream Blue Premium

Rotax[®] 1630 ACE[™] - 325

T3-R[®] Hull

Launch control

CAPACITY

Rider Capacity	 (up to 2 riders with accessory passenger seat)
Weight Capacity	400 lb / 182 kg
Fuel Capacity	18.5 US gal / 70 L
Glove Box	2.6 US gal / 9.7 L
Front Bin	37.8 US gal / 143 L
Storage Capacity Total	40.6 US gal / 153.7 L

DIMENSIONS

Length (bumper to bumper)	130.6" / 332 cm
Width	49.2" / 125 cm
Height	44" / 111 cm

HULL

Type	T3-R Hull
Material	Fiberglass

FEATURES

- iBR[®] - Intelligent Brake & Reverse*
- Extended VTS[™] (Variable Trim System)
- RF D.E.S.S.[™] key
- Large front storage
- Watertight phone compartment
- LinQ[®] attachment system
- Wide-angle mirrors
- Round handle grips
- Footwell carpets
- Large swim platform
- Tow hook

ROTAX ENGINE

Horsepower	1630 ACE - 325
Intake System	325 hp
Displacement	Supercharged with external intercooler
Cooling	1,630 cc
Reverse System	Closed-Loop Cooling System (CLCS)
Fuel Type	Electronic iBR
Throttle System	98 Octane
Exhaust System	iTC [™] (Intelligent Throttle Control)
	D-Sea-Bel [™] system

GAUGE

Type of Gauge	7.6 in. digital display 10.25 in. touchscreen display (with Tech Package)
Main Functions	<ul style="list-style-type: none">• BRP Connect (opt.)• Music (opt.)• Navigation (opt.)• Bluetooth[®] connectivity (opt.)• Fuel consumption (opt.)• Speedometer• RPM• Clock• Extended VTS• Fuel autonomy• Top speed and average speed• Vehicle hours
iTC System - Mode	Eco [®] , Sport, Speed Regulator, Slow Speed & Launch Control Mode

WEIGHT

Dry Weight	778 lb / 353 kg 798 lb / 362 kg (with sound system)
------------	--

WARRANTY

BRP limited warranty covers the watercraft for two years, applicable to Australia and New Zealand

*Electronic brake, neutral and reverse.



● NEW Gulfstream Blue Premium

Feature Highlights



Rotax 1630 ACE - 325 Engine

The Rotax 1630 ACE - 325 is Sea-Doo's most powerful PWC engine from factory. With its 325 hp, this engine delivers incredible acceleration and power thanks to innovative engineering for uncompromised offshore performance.



Hydraulic Steering Damper

Three steering positions to quickly control the stiffness. It adds riding precision by removing undesired input in rougher conditions. It provides a premium feeling and improved control to the rider.




Tech Package with 10.25" Touchscreen Display (optional)

Levels up entertainment and connectivity on the water. It includes a factory-installed, truly waterproof Bluetooth® audio system, a 10.25" touchscreen display and a USB port.



Ergolock R System

A narrow seat profile with deep knee pockets and a revolutionary adjustable saddle that allows riders to lock in to the machine like never before.



T3-R Hull

A deep-V design that offers unrivaled handling and acceleration and a new level of control at high speed.



Large Front Storage

An impressive 38 gallons of sealed storage space allows riders to safely stow belongings while riding.

PONTOON

Switch® Cruise 21

Taking your on-water journey with friends and family to a new level of comfort and convenience.

Key Features

- Fun for the whole family
- Ultimate ease of use
- Uniquely adaptable to your lifestyle

Added comfort & convenience

- Extra seating and storage
- Driver seat with bolster
- Stern lounge
- Switch bimini top
- Deck mats
- Swim platform with LinQ® attachment points
- BRP Audio System

● Marine Blue



21' - 230 overseas model shown. Accessories may vary per region.

Driver seat with bolster

CAPACITY	21'-230
Maximum Person Capacity	8 total including driver for 21ft
Maximum Load Capacity	675 kg for 21ft
Fuel Capacity	29 gal / 110 L
Total Storage Capacity	233 kg / 881 lb
HULL	
Type	Tri-Hull
Material	Polytec™ - robust and scratch-resistant

INSTRUMENTATION

Gauge Type	4.5" digital display
Main Functions	Speedometer, clock, fuel consumption instant and average, fuel autonomy distance and time to empty
Driving Mode - iTC Functions	Sport mode, ECO® mode, slow mode, cruise control
Audio System	BRP Audio System
Navigation	Accessory

OTHER FEATURES

- iBR - Intelligent Brake & Reverse
- iDF - Intelligent Debris-Free System
- RF D.E.S.S.™ key
- Clear-view side panels
- 4 corner tables
- 1 adjustable table
- Wind deflector
- Glove box with dual USB port
- 12 V outlet
- Retractable boarding ladder
- Ski tow eye
- LinQ® attachment points
- Under-deck storage compartment
- Console storage net
- Integrated anchor storage
- LED navigation lights
- LED courtesy light
- 4 integrated cleats

Stern lounge

BRP Audio System

ROTAX® ENGINE	21'-230
Engine	1630 ACE 230 ECT
Horsepower	230 hp
Cooling	Closed Loop Cooling System (CLCS)
Reverse System	iBR® System (Brake & Reverse System)*
Fuel Type	91 octane

DIMENSIONS AND WEIGHT

Estimated Dry Weight	2,548 lb / 1,156 kg
Length	20.4 / 245.2" / 6.2 m
Width/Beam	93.5" / 2.4 m
Height (Lowered Bimini)	81.1" / 2.1 m
Draft**	Approximately 510mm for 21ft <u>maximum</u> load condition.

TRAILER DIMENSIONS AND WEIGHT

Estimated Dry Weight	740 lb / 336 kg
Length	257" / 6.52 m
Width	90.4" / 2.3 m
Trailer Type	Galvanised trailer with brakes

All images shown are of overseas models and may include accessories that are not available in your region. Contact your local dealer for more information.
*Electronic brake, neutral and reverse.
**This measurement is valid for the vehicle only in water, without passengers.

LAYOUT CONFIGURATIONS

Switch Cruise 21 - 230



Feature Highlights



Unique Driving Experience

Fun, simple and stress-free handling. Easy to steer and easy to dock with intuitive Sea-Doo handlebar controls. iBR Intelligent Brake & Reverse stops the boat sooner and improves maneuverability.



Switch Modular Deck

Innovative tile system that allows you to transform the onboard layout in seconds. Its secure and easy-to-use quick-attach tiles offer unparalleled adaptability.



Tri-Hull Design

Allows for nimble and precise handling, exciting performance and improved stability.



Overseas model shown.

Switch Trailer Included

A high quality-finish galvanised trailer is included in the price.



Powerful ROTAX® 1630 ACE™ Engine

Proven to be reliable, this jet propulsion system offers an outsized fun-factor with a level of maneuverability never seen on a pontoon boat.



Switch Bimini Top

Sturdy, lightweight aluminum frame and high-grade marine canvas offer essential protection from the elements. Can be raised and lowered in seconds.



Full Swim Platform With LinQ Attachment Points

The swim platform is now full-size and with the retractable boarding ladder creates a functional area for swimming and watersports. LinQ attachment points make accessorization secure, stylish and simple.



BRP Audio System



The industry's first manufacturer-installed truly waterproof Bluetooth audio system.










Cruise Control



Maintain your preferred speed for an extra level of convenience. This option allows you to release your finger from the accelerator for a more enjoyable onboard experience.

Comparative Chart

	Rec Lite			
	Spark®		Spark® Trixx™	
	One-of-a-kind fun.		Playful trickster.	
Models	Spark® for 2 - 60		Spark® Trixx™ for 1	
			Spark® Trixx™ for 3	
Colours				
	Sunrise Orange and Dragon Red		NEW Gulfstream Blue and Orange Crush	
	Key features			
	<ul style="list-style-type: none">• Rotax® 900 ACE™ - 60 / 90• SPARK® hull• Lightweight and playful platform• Able to tow with most mid-size cars• Up to 3 passengers• Watertight phone compartment• iBR® - Intelligent Brake & Reverse• LinQ® and LinQ Lite attachment system• Convenience Package:<ul style="list-style-type: none">- BRP Audio - Portable System (opt.)- Front storage bin kit- Boarding step- RF D.E.S.S.™ key- VTS™ (Variable Trim System)		<ul style="list-style-type: none">• Rotax® 900 ACE™ - 90• SPARK® hull• Lightweight and playful platform• Able to tow with most mid-size cars• Up to 3 passengers• Watertight phone compartment• iBR® - Intelligent Brake & Reverse• 1-up Freestyle seat• Trixx Package:<ul style="list-style-type: none">- BRP Audio - Portable System (opt.)- Handlebar with adjustable riser- Extended VTS™ (Variable Trim System)- Step wedges- Exclusive Colouration	
	Capacity			
Riders	47.204	3	1 (up to 2 riders with accessory passenger seat)	3
Weight Capacity	352 lb / 160 kg	495 lb / 225 kg	352 lb / 160 kg	495 lb/225 kg
Fuel	7.9 US gal / 30 L		7.9 US gal / 30 L	
Total Storage	11.8 US gal / 44.7 L		11.8 US gal / 44.7 L	
	Rotax engine			
Rotax® Engine	900 ACE - 60 hp	900 ACE - 90 hp	900 ACE - 90 hp	
Intake System	Naturally aspirated		Naturally aspirated	
Displacement	899 cc		899 cc	
Cooling	Closed-Loop Cooling System (CLCS)		Closed-Loop Cooling System (CLCS)	
Reverse System	Electronic iBR		Electronic iBR	
Fuel Type	91 octane		91 octane	
Throttle System	iTCT™ (Intelligent Throttle Control)		iTCT™ (Intelligent Throttle Control)	
Exhaust System	D-Sea-Bel™ system		D-Sea-Bel™ system	

	Recreation		Tow Sports
	GTI™	GTI™ SE	Wake™ Pro
Models	Style, stability and some serious fun. GTI™ 130	More convenience and comfort for days of family fun. GTI™ SE 130 GTI™ SE 170	Stability, power and music to tow like a pro. Wake™ Pro 230
Colours	 Bright White and Neo Mint	 NEW Eclipse Black and Laguna Green	 Sand and Dazzling Blue
Key features			
	<ul style="list-style-type: none"> • Rotax® 1630 ACE™ - 130 • GTI® Hull • iBR® - Intelligent Brake & Reverse • Large swim platform with LinQ® attachment system • Ergolock two-piece seat • Large front storage • Watertight phone compartment 	WHAT'S NEW <ul style="list-style-type: none"> • iDF - Intelligent Debris-Free System <ul style="list-style-type: none"> • Rotax® 1630 ACE™ - 130 / 170 • GTI® Hull • BRP Audio - Premium System (optional) • iBR® - Intelligent Brake & Reverse • Variable Trim System (VTS™) • Slow speed mode / Speed regulator • Boarding ladder • Two Colour options 	WHAT'S NEW <ul style="list-style-type: none"> • 10.25 in. touchscreen display <ul style="list-style-type: none"> • Rotax® 1630 ACE™ - 230 • ST3® Hull • BRP Audio - Premium System • iBR® - Intelligent Brake & Reverse • iDF - Intelligent Debris-Free Pump System • Watertight phone compartment • Direct-access front storage • Boarding ladder • Large swim platform with LinQ® attachment system • VTS™ Variable Trim System • Wake Package: <ul style="list-style-type: none"> - LinQ retractable ski pylon - Speed-based ski mode - Removable wakeboard rack - Wake graphics
Capacity			
Riders	3	3	3
Weight Capacity	600 lb / 273 kg	600 lb / 273 kg	600 lb / 273 kg
Fuel	18.5 US gal / 70 L	18.5 US gal / 70 L	18.5 US gal / 70 L
Total Storage	40.3 US gal / 152.8 L	40.3 US gal / 152.8 L	26.1 US gal / 98.9 L
Rotax engine			
Rotax® Engine	1630 ACE - 130 hp	1630 ACE - 130 hp 1630 ACE - 170 hp	1630 ACE - 230 hp
Intake System	Naturally aspirated	Naturally aspirated	Supercharged with external intercooler
Displacement	1,630 cc	1,630 cc	1,630 cc
Cooling	Closed-Loop Cooling System (CLCS)	Closed-Loop Cooling System (CLCS)	Closed-Loop Cooling System (CLCS)
Reverse System	Electronic iBR	Electronic iBR	Electronic iBR
Fuel Type	91 octane	91 octane	98 octane
Throttle System	iTC™ (Intelligent Throttle Control)	iTC™ (Intelligent Throttle Control)	iTC™ (Intelligent Throttle Control)
Exhaust System	D-Sea-Bel™ system	D-Sea-Bel™ system	D-Sea-Bel™ system

Models	Touring				Rental	
	Explorer Pro®		GTX™		GTX® Limited	GTX™ Pro
	The ultimate companion for any adventure.		Comfort, control and power are always in style.		The standard for touring performance.	Rental model.
	Explorer Pro® 170	Explorer Pro® 230	GTX™ 170	GTX™ 230	GTX® Limited 325	GTX™ Pro 130
Colours						
	Iceland Grey		Blue Abyss and Gulfstream Blue		White Pearl Premium	White and Neo Mint
						
				Teal Metallic		
Key features						
	WHAT'S NEW <ul style="list-style-type: none">• 10.25 in. touchscreen display		<ul style="list-style-type: none">• Rotax® 1630 ACE™ - 170 / 230 / 300• ST3® Hull• iDF - Intelligent Debris-Free Pump System• iBR® - Intelligent Brake & Reverse• Variable Trim System (VTS™)• LinQ® attachment system• Boarding ladder• Direct-access front storage• Watertight phone compartment• Tech Package (optional):<ul style="list-style-type: none">- BRP Audio - Premium System- Full-Colour 7.8 in. wide display- USB port		<ul style="list-style-type: none">• Rotax® 1630 ACE™ - 325• ST3® Hull• BRP Audio - Premium System• iDF - Intelligent Debris-Free System• Direct-access front storage• 10.25 in. touchscreen display• 2 pop-up cleats• Hydraulic steering damper• Large swim platform with LinQ® attachment system• Limited Package:<ul style="list-style-type: none">- USB port- Watercraft cover- Storage bin organizer- Knee pads- Exclusive Colouration and more	<ul style="list-style-type: none">• Rotax® 1630 ACE™ - 130• ST3® Hull• iBR® - Intelligent Brake & Reverse (optional)• LinQ® attachment system• 18.5 US gal / 70 L fuel tank capacity• Boarding ladder• Direct-access front storage• Watertight phone compartment• Heavy-duty parts:<ul style="list-style-type: none">- Electrical harness- Handle grips- Seat- Wear ring- Drive shaft and impeller
Capacity						
Riders	3		3		3	3
Weight Capacity	600 lb / 273 kg		600 lb / 273 kg		600 lb / 273 kg	600 lb / 273 kg
Fuel	18.5 US gal / 70 L		18.5 US gal / 70 L		18.5 US gal / 70 L	18.5 US gal / 70 L
Total Storage	52.3 US gal / 198.9 L		26.1 US gal / 98.9 L		26.1 US gal / 98.9 L	26.1 US gal / 98.9 L
Rotax engine						
Rotax® Engine	1630 ACE - 170 hp	1630 ACE - 230 hp	1630 ACE - 170 hp	1630 ACE - 230 hp	1630 ACE - 325 hp	1630 ACE - 130 hp
Intake System	Naturally aspirated	Supercharged with external intercooler	Naturally aspirated	Supercharged with external intercooler	Supercharged with external intercooler	Naturally aspirated
Displacement	1,630 cc		1,630 cc		1,630 cc	1,630 cc
Cooling	Closed-Loop Cooling System (CLCS)		Closed-Loop Cooling System (CLCS)		Closed-Loop Cooling System (CLCS)	Closed-Loop Cooling System (CLCS)
Reverse System	Electronic iBR		Electronic iBR		Electronic iBR	Electronic iBR
Fuel Type	91 octane	98 octane	91 octane	98 octane	98 octane	91 octane
Throttle System	iTCTM (Intelligent Throttle Control)		iTCTM (Intelligent Throttle Control)		iTCTM (Intelligent Throttle Control)	iTCTM (Intelligent Throttle Control)
Exhaust System	D-Sea-BelTM system		D-Sea-BelTM system		D-Sea-BelTM system	D-Sea-BelTM system

	Sport Fishing	
	FishPro™	
Models	<p>Find yourself a new perspective on sportfishing with the stable, versatile vehicle that started it all.</p> <p>FishPro™ Sport 170</p>	<p>Additional tech and comfort features for an elevated sportfishing experience.</p> <p>FishPro™ Trophy 170</p>
Colours	 <p>White and Gulfstream Blue</p>	 <p>Shark Grey and Orange Crush</p>
	Key features	
	<ul style="list-style-type: none"> • Rotax® 1630 ACE™ - 170 • ST3® Hull • iDF - Intelligent Debris-Free System • Ergolock™ two-piece fishing seat • Garmin® 7" Keyed GPS & Fish Finder • BRP Audio - Premium System (optional) • 5 fishing rod holders • Rear deck extension with LinQ® • LinQ fishing cooler (13.5 US gal / 51 L) • Direct access front storage with bin organizer • VTS™ Variable Trim System • 2 LinQ front supports 	<p>WHAT'S NEW</p> <ul style="list-style-type: none"> • Garmin® 9" touchscreen GPS & Fish Finder • Hydraulic steering damper • 10.25 in. touchscreen display <hr/> <ul style="list-style-type: none"> • Rotax® 1630 ACE™ - 170 • ST3® Hull • iDF - Intelligent Debris-Free System • Modular swivel seat • Quick-connect livewell • LinQ® fishing cooler (13.5 US gal / 51 L) • Anchoring system • Rear deck extension with LinQ • BRP Audio - Premium System • Handlebar with adjustable riser
	Capacity	
Riders	3	3
Weight Capacity	600 lb / 273 kg	600 lb / 273 kg
Fuel	18.5 US gal / 70 L	18.5 US gal / 70 L
Total Storage	39.6 US gal / 149.9 L	39.6 US gal / 149.9 L
	Rotax engine	
Rotax® Engine	1630 ACE - 170 hp	1630 ACE - 170 hp
Intake System	Naturally aspirated	Naturally aspirated
Displacement	1,630 cc	1,630 cc
Cooling	Closed-Loop Cooling System (CLCS)	Closed-Loop Cooling System (CLCS)
Reverse System	Electronic iBR	Electronic iBR
Fuel Type	91 octane	91 octane
Throttle System	iTC™ (Intelligent Throttle Control)	iTC™ (Intelligent Throttle Control)
Exhaust System	D-Sea-Bel™ system	D-Sea-Bel™ system

	Performance			
	GTR™	GTR™-X®	RXP®-X® RS	RXT®-X® RS
Models	Accessible power and performance. GTR™ 230	High performance and high value. GTR™-X® 300	Race-ready performance watercraft, reimagined. RXP®-X® RS 325	The ultimate offshore performance watercraft. RXT®-X® RS 325
Colours	 Eclipse Black and Reef Blue	 Eclipse Black and Deep Marsala	 NEW Gulfstream Blue Premium	 NEW Gulfstream Blue Premium  Ice Metal and Manta Green
	Key features			
	<ul style="list-style-type: none"> • Rotax® 1630 ACE™ – 230 • GTI® Hull • BRP Audio – Premium System (optional) • Variable Trim System (VTS™) • Large front storage • Watertight phone compartment • LinQ® attachment system • Large swim platform • Ergolock™ two-piece touring seat 	<ul style="list-style-type: none"> • Rotax® 1630 ACE™ – 300 • GTI® Hull • Extended VTS™ (Variable Trim System) • Large front storage • Watertight phone compartment • LinQ® attachment system • Double-angled footwell wedges • Stainless polished impeller • Low-rise racing handlebar • Ergolock™ two-piece racing seat • Tech Package (optional): <ul style="list-style-type: none"> - BRP Audio – Premium System - Full-Colour 7.8 in. wide display - USB port 	WHAT'S NEW <ul style="list-style-type: none"> • 10.25 in. touchscreen display (with Tech Package) <ul style="list-style-type: none"> • Rotax® 1630 ACE™ – 325 • T3-R® Hull • Launch control • Low-rise racing handlebar • Double-angled footwell wedges • X-sponsons • Stainless polished impeller • Carbon fiber hood • Hydraulic steering damper • Tech Package (optional): <ul style="list-style-type: none"> - BRP Audio – Premium System - 10.25 in. touchscreen display - USB port 	WHAT'S NEW <ul style="list-style-type: none"> • 10.25 in. touchscreen display <ul style="list-style-type: none"> • Rotax® 1630 ACE™ – 325 • ST3® Hull • Launch control • Low-rise racing handlebar • Ergolock™ two-piece racing seat • Tilt steering • X-sponsons • Full-length angled wedges • BRP Audio – Premium System • Hydraulic steering damper • Stainless polished impeller • Large swim platform with LinQ® attachment system • Extended VTS™ (Variable Trim System)
	Capacity			
	Riders	3	3	1 (up to 2 riders with accessory passenger seat)
	Weight Capacity	600 lb / 273 kg	600 lb / 273 kg	400 lb / 182 kg
	Fuel	18.5 US gal / 70 L	18.5 US gal / 70 L	18.5 US gal / 70 L
	Total Storage	40.3 US gal / 152.8 L	40.3 US gal / 152.8 L	40.6 US gal / 153.7 L
	Rotax engine			
	Rotax® Engine	1630 ACE – 230 hp	1630 ACE – 300 hp	1630 ACE – 325 hp
	Intake System	Supercharged with external intercooler	Supercharged with external intercooler	Supercharged with external intercooler
	Displacement	1,630 cc	1,630 cc	1,630 cc
	Cooling	Closed-Loop Cooling System (CLCS)	Closed-Loop Cooling System (CLCS)	Closed-Loop Cooling System (CLCS)
	Reverse System	Electronic iBR	Electronic iBR	Electronic iBR
	Fuel Type	98octane	98 octane	98 octane
	Throttle System	iTC™ (Intelligent Throttle Control)	iTC™ (Intelligent Throttle Control)	iTC™ (Intelligent Throttle Control)
	Exhaust System	D-Sea-Bel™ system	D-Sea-Bel™ system	D-Sea-Bel™ system



PWC Accessories



PWC Accessories

Essential Bundles	44
Covers	46
LinQ Cooler Guide	48
LinQ, Storage & Bags	50
Watersport Accessories	57
Step & Ladders	58
Steering Controls	59
Platinum Audio System Kit	60
Audio	61
Touchscreen Garmin GPS	62
Electronics & Electrical	63
Body Accessories	66
Docking & Beaching	68
Riding Essentials	70



Essential Bundles



STARTER

SKU	NAME	PAGE
295100330	Safety Equipment Kit	p. 70
295100570	Registration Kit - Black	p. 70
295101014	Cover	p. 46
286808	Neoprene Shorts	p. 128

ADVANCED

SKU	NAME	PAGE
278003401	RF Programmable D.E.S.S.™ Key	p. 64
295100418	Snap-in Fenders	p. 68
295100944	Snap-in Fenders Installation Kit	p. 68
295100750	Folding Anchor	p. 69
295100851	Dock Tie	p. 69
295100901	All-Climate Storage Cover	p. 47
288056	Men's Sea-Doo Long Sleeve Rashguard	p. 130
288219	Unisex Sea-Doo Sets Us Free Straw Hat	p. 135

PEAK

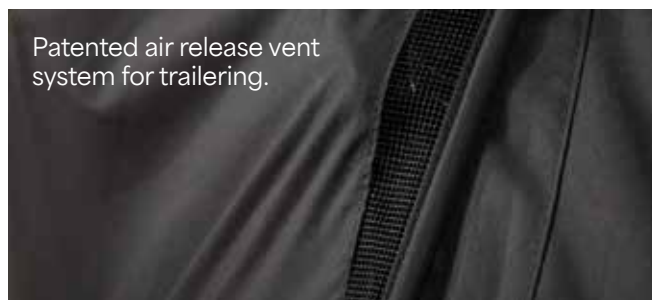
SKU	NAME	PAGE
295100814	Removable Storage Bin Organizer	p. 56
295101257	LinQ 5.3 US gal (20 L) Cooler	p. 50
269502121	Dry Bag 2.6 US gal (10 L)	p. 56
295100862	Lid Organizer	p. 57



Covers

Key Features

- Weather-resistant trailering cover protects your watercraft during storage and trailering.
- Made of heavy-duty UV-resistant solution-dyed polyester canvas.
- Soft inner lining prevents panel abrasion.
- Areas prone to higher wear are reinforced with a layer of double canvas.
- A perfect fit for your watercraft, with or without installed Sea-Doo accessories.
- Standard on GTX Limited models.



MODEL		1	2	3.1	3.2	3.3	4	5	6	7	8	9	COLOURS	SKU
Explorer Pro	Explorer Pro	•	•	•	•	•	•	•	•	•	•	•	Black	295101032
GTX, RXT models with suspension	GTX S, GTX Limited S (2012-2017)	•	•					•	•	•	•		Black/ Light Grey	295100718
	RXT iS, GTX iS, GTX Limited iS (2009-2016)	•	•					•	•	•	•			280000460
	RXT-X aS (2011-2016)	•	•					•	•	•				280000586
GTX, RXT, Wake Pro, FishPro models without suspension	RXT, RXT-X, GTX, Wake Pro (2018 and up)	•	•	•	•	•	•	•	•	•	•	•	Black	295101014
	NEW RXT, RXT-X, GTX, Wake Pro (2018 and up) with Touring Windshield	•	•	•	•	•	•	•	•	•	•	•	Black	295101348
	GTX S, GTX Limited, RXT, RXT-X (2010-2017)	•	•					•	•	•	•		Black/ Light Grey	295100719
	Wake Pro (2010-2017)	•	•					•	•	•	•		Black	295100720
	FishPro Sport, FishPro Trophy	•	•	•	•	•	•	•	•	•		•	Black	295100925
RXP-X, GTR-X models	RXP-X (2012-2020)	•	•					•	•	•	•		Black/ Light Grey	295100721
	GTR-X (2017-2019)	•	•					•	•	•	•			295100721
	RXP-X (2021 and up)	•	•		•	•	•	•	•	•	•	•		295100889
GTS, GTI, GTR, GTR-X, Wake models, FishPro Scout	GTS, GTS Rental, GTI, GTI SE, GTI Limited (2011-2019)	•	•					•	•	•	•		Black/ Light Grey	295100722
	GTR (2012-2019)	•	•					•	•	•	•			295100723
	Wake (2011-2019)	•	•					•	•	•	•		Black	295100724
	GTI, GTI SE, GTR, GTR-X, Wake 170 (2020 and up) / FishPro Scout	•	•		•	•	•	•	•	•	•	•	Black	295100928
Spark models	Spark for 2 (2014-2023)	•	•	•			•	•	•	•	•	•	Black	295100912
	Spark for 3 (2014-2023)	•	•	•			•	•	•	•	•	•		295100789
	Spark for 1 and for 2 (2024 and up)	•	•	•			•	•	•	•	•	•		295101160
	Spark for 3 (2024 and up)	•	•	•			•	•	•	•	•	•		295101161

Note: For prior model years, ask your dealer for details.



295101032



295101348



295101014



295101229



295100889



295100928



295101161



295101160



All-Climate Storage Cover

GTX, RXT-X, Wake Pro (2019 and up) / GTI, GTR, GTR-X, Wake (2020 and up) / RXP-X (2021 and up) / All FishPro models (2019 and up, except FishPro Apex)

295100901

Spark for 1, Spark for 2, Spark for 3

295100905

- Protects watercraft surfaces from elements, dust, dirt, sun fading and more during storage.
- 100% waterproof plastic extrusion construction.
- Fused seams prevent leaking during rain or snow.
- Air vents allow circulation and prevent moisture build-up.
- Soft inner lining protects watercraft from abrasion.
- Specifically designed for the perfect fit for easy installation and removal.
- Ideal replacement for shrink wrap storage for an eco-friendly solution.
- *Not for use during trailering.



LinQ Cooler Guide

Add some thrills with LinQ

Having fun on the water has never been easier with LinQ. Take everything you need with you to spend a perfect day on the water with a wide range of Sea-Doo LinQ accessories. Find the storage box, bag, rack or cooler to fit your needs and make your watercraft unstoppable!





LinQ, Storage & Bags



LinQ 5.3 US gal (20 L) Semi-Rigid Cooler

Models with LinQ Base Kit
295101252

- 5.3 US gal (20 L) of insulated, water-resistant capacity.
- Quick, easy and secure LinQ system installation.
- Attaches with one set of LinQ Fasteners.
- Single day use soft cooler.
- Mesh pocket on top of the lid.
- Zippered pocket under the lid for quick and easy access.
- Removable interior for easy cleaning.
- Carry handles for easy transport to and from the water.
- Can contain twelve 355 ml cans.
- Dimensions: 19" L x 13" W x 10" H (48 cm L x 33 cm W x 25 cm H).

NEW



LinQ 5.3 US gal (20 L) Cooler

Models with LinQ Base Kit
295101257

- LinQ-mounted for fast, easy and secure storage.
- Locks in place with just a quarter turn.
- High-quality insulation for optimal ice retention.
- Keeps ice cold for 5 days.
- Rotomolded construction for exceptional rigidity and durability.
- Sealed lid for airtight, weather-tight closure.
- Rigid handles make transportation easy.
- Horizontal locking handles allow for installation of LinQ Lite accessories.
- Marine hardware suited for saltwater applications.
- Holds thirty-four 355 ml cans.
- 5.3 US gal (20 L) capacity.
- Exterior dimensions: 21" L x 15" W x 14" H (52 cm L x 38 cm W x 35 cm H)
- Interior dimensions: 15" L x 10" W x 9" H (39 cm L x 26 cm W x 23 cm H).

Note: Cannot be mounted on the LinQ Stackable Fuel Caddy.



LinQ 8.5 US gal (32 L) Insulated Tote Bag

Models with LinQ Base Kit
295101247

- 8.5 US gal (32 L) of thermal insulated, soft-sided storage.
- Quick, easy and secure LinQ system installation.
- Single day use soft cooler.
- Water-resistant construction.
- Robust outer material for durability with a modern look.
- Carry handles and removable shoulder strap for easy transport to and from the water.
- Featuring inside pockets, zipped pockets and adjustable carry straps on each side to store a towel.
- Collapsible if not fully packed with straps on both sides.
- Can contain eighteen 355 ml cans.
- Dimensions: 15.5" L x 8" W x 18.5" H (39 cm L x 20 cm W x 47 cm H).



LinQ 11.4 US gal (43 L) Cooler

RXT, RXT-X, GTX and Wake Pro (2018 and up) / GTI, GTI SE, GTR, GTR-X and Wake 170 (2020 and up) / RXP-X (2021 and up) / All FishPro models (2019 and up) / Explorer Pro
715009276

- Versatile LinQ 16" configuration fits many vehicles for fast, easy, secure storage.
- High-quality impact-resistant outer shell for exceptional durability.
- High-quality insulation for optimal ice retention up to 6 days
- 11.4 US gal (43L) capacity or sixty 355 ml cans.
- Rigid horizontal locking handles allows installation of LinQ Lite accessories.
- Dry basket included to protect items.
- New ergonomic and secure latch system offers excellent sealing.
- Inside the Sea-Doo Switch the cooler can be installed length or width wise to fit your needs.



LinQ 4.2 US gal (16 L) Cooler

Models with LinQ Base Kit
295100698

- Secure, easily installed LinQ-mounted cooler.
- Premium foam insulation holds ice up to five days.
- Durable rotomolded rigid construction.
- Sealed lid for airtight, weather-tight closure.
- Heavy-duty T-handle latches resistant to marine environments.
- Marine hardware suited for saltwater applications.
- Can contain twenty 355 ml cans.
- 4.2 US gal (16 L) capacity.
- Exterior dimensions: 13" L x 20" W x 10" H (33 cm L x 51 cm W x 25 cm H).
- Interior dimensions: 9" L x 17" W x 7" H (23 cm L x 43 cm W x 18 cm H).

Note: Cannot be mounted on the LinQ Stackable Fuel Caddy.



LinQ 13.5 US gal (51 L) Cooler (Double Latch)

RXT, RXT-X, GTX, GTX Limited, Wake Pro (2018 and up) / RXP-X (2021 and up) / GTI, GTI SE, GTR, GTR-X, Wake (2020 and up) / Explorer Pro
269801151

- 13.5 US gal (51 L) of insulated, water-resistant capacity, to carry up to 72 cans.
- Exceptionally rigid and highly durable with Premium-quality foam insulation for optimal ice retention up to 3 days.
- Heavy-duty external storage pocket adds extra room.
- Top features workspace with anti-slip surface for baiting hooks, and fish ruler molded into the top.
- T-handle heavy-duty latches are durable and resistant to seal the cover.
- Slots for rod or cup holders on each side.
- Angled trolling slots for the perfect multi-rod trolling.
- Exterior dimensions: 19" L x 31 1/2" W x 16 1/2" (48 cm L x 80 cm W x 42 cm H).

LinQ 13.5 US gal (51 L) Cooler Extension (295101033) can be added on top for more storage. LinQ Rod Holders (295100795) are sold separately.



LinQ 13.5 US gal (51 L) Cooler Extension (Double Latch)

LinQ 13.5 US gal (51 L) Cooler (Double Latch) (269801151)

295101033

- Add 5.3 US gal (20 L) of extra storage to your existing 13.5 US gal (51 L) cooler.
- Fully insulated and easy-to-install.
- Ideal for separating your lunch from your catch or a separate tackle box.
- Can contain thirty-six 355 ml cans. Keeps ice cold for three days.
- Exterior dimensions: 19" L x 31 ½" W x 6 ½" H (48 cm L x 80 cm W x 16.5 cm H).
- Interior dimensions: 11 ½" L x 26" W x 5" H (29 cm L x 66 cm W x 13 cm H).

Requires LinQ 13.5 US gal (51 L) Cooler (Double Latch) (269801151) for installation.



LinQ Cup Holder

Fits LinQ Front Supports and LinQ 13.5 US gal (51 L) Cooler

295101230

- Cup holder fits most beverage containers thanks to flexible fins that adjust to size of beverage.
- Can be installed on the 13.5 US gal (51 L) cooler or on the Cup and Rod Holder front supports.
- Toolless installation.
- Sold single.



LinQ Rod Holder

Fits LinQ Front Supports and LinQ 13.5 US gal (51 L) Coolers

295100795

- Perfect to safely transport your fishing rods to your favorite fishing spots or for trolling.
- Features quick-attachment system with release lever for easy installation onto / removal from any of the 30 different positions on the LinQ 13.5 gal (51 L) Cooler or in front of some vehicles using the LinQ Front Supports.
- Firmly holds fishing rod using a molded rubber cap specifically designed to quickly secure or remove the fishing rod using the reel arm.



LinQ Front Support

RXT, RXT-X, GTX, Wake Pro (2018 and up), FishPro (2019-2021), Explorer Pro, FishPro Sport, FishPro Trophy

295100948 Left side

RXT, RXT-X, GTX, Wake Pro (2018 and up), FishPro (2019-2021), Explorer Pro, FishPro Sport, FishPro Trophy

295100949 Right side

- Enables the installation of front-mounted LinQ Rod Holder (295100795) or LinQ Cup Holder (295101230) (sold separately).
- Allows for easy access to beverages or rod during trolling without impeding the driver.



LinQ Lite Cup Holder

Spark (2024 and up)

715009406

- Keep your beverage within reach no matter where you're sitting on your Switch.
- Flexible fins adjust to various beverage container sizes to hold most securely.
- No permanent installation point means you're free to move it almost anywhere.
- Toolless placement, easy to move from place to place.
- Can be installed in the designated mounting points on the Adjustable Table, on the vehicle railing and on the Seat Corner Backrest.



LinQ Front Support

GTI, GTI SE, GTR, GTR-X, Wake (2020 and up), FishPro Scout

295101039 Left side

GTI, GTI SE, GTR, GTR-X, Wake (2020 and up), FishPro Scout

295101040 Right side

- Enables the installation of front-mounted LinQ Rod Holder (295100795) or LinQ Cup Holder (295101230) (sold separately).
- Allows for easy access to beverages or rod during trolling without impeding the driver.



Knife/Plier Holder with Gaff Clip

Models with LinQ Base Kit
830201283

- Conveniently stores your knife, scissors, pliers in a safe and organised manner.
- Unique clip design that provides constant pressure to the inserted knife blade, it will not bounce out.
- Comes screwed with 6mm black backing plate to assist in mounting locations.

Notes: Mounting hardware is not supplied, you will need fixings to suit the material to be mounted on.



Gaff/Pole Holder Clips - Single

Models with LinQ Base Kit
830201285

- Designed for easy access and removal
- Fully integrated with the LinQ 51L Cooler holding the gaff securely in place
- Sturdy construction with marine grade shock cord to hold gaff in place



Gaff/Pole Holder Clips - Pair

Models with LinQ Base Kit
830201284

- Designed for easy access and removal
- Fully integrated with the LinQ 51L Cooler holding the gaff securely in place
- Sturdy construction with marine grade shock cord to hold gaff in place



2-Spool Leader Holder

Models with LinQ Base Kit
830201287

- Fishing line leader holder for 1 or 2 reels.
- Compact easy load system; a must-have for quick easy re-rig when the pressure is on.

NOTE: mounting hardware is not supplied, you will need fixings to suit the material to be mounted on.



Tackle Tray Storage with Pair Gaff Holder Clips

Models with LinQ Base Kit
830201286

- Designed for easy access and removal
- Maximises space utilisation
- Designed to fit popular tackle tray brands
- Sturdy construction Marine grade shock cord to secure tackle trays



LinQ Lite Action Camera Holder

Spark (2024 and up)
295101139

- LinQ lite attachment system for cameras.
- Provides great vantage points to capture photos and videos.
- Offers 360-angle positioning for perfect filming and taking photos.
- Designed to hold devices securely.
- Fast, easy attachment and removal.



LinQ 2.6 US gal (10 L) Modular Cargo Box

Models with LinQ Base Kit
715005494

- 2.6 US gal (10 L) of hard-sided modular cargo capacity.
- Heavy-duty construction with weather-resistant sealed lid.
- Stackable with an additional LinQ Modular Box (715005494, 715007112) or LinQ Roll-Top Bag (715008110) for expanded storage.
- Capable of mounting in multiple LinQ attachment location for added convenience.
- Dimensions: 19" L x 12 ½" W x 5" H (48 cm L x 32 cm W x 13 cm H).

Requires LinQ Base Installation Kit (295101009) to stack boxes or bag



LinQ 7.8 US gal (30 L) Modular Cargo Box

Models with LinQ Base Kit
715006830

- 7.8 US gal (30 L) of hard-sided modular storage capacity.
- Dimensions: 19" L x 12 ½" W x 14" H (49.5 cm L x 32.3 cm W x 35 cm H).
- Heavy-duty construction with weather-resistant sealed lid.



Thermal Insert for LinQ 2.6 US gal (10 L) Modular Cargo Box

219401110

- Insulated liner.
- Fits very well in the LinQ 2.6 US gal (10 L) Modular Cargo Box.
- Can contain five 473 ml cans or six 355 ml cans.
- Keeps ice cold for one day.
- Interior dimensions: 17" L x 9" W x 2 ½" H (43 cm L x 23 cm W x 7 cm H).



LinQ 5 US gal (20 L) Modular Cargo Box

Models with LinQ Base Kit
715007112

- 5.2 US gal (20 L) of hard-sided modular storage capacity.
- Dimensions: 19" L x 12 ½" W x 9" H (49.5 cm L x 32.3 cm W x 23.5 cm H).
- Heavy-duty construction with weather-resistant sealed lid.
- Additional LinQ Modular Box (715005494) can be stacked on top for the ideal storage solution.

Requires LinQ Base Installation Kit (295101009) to stack boxes or bag.



LinQ Base Installation Kit

Fits LinQ 3.8 gal (14.5 L) Stackable Fuel Caddy
295101009

- LinQ Base Kit allows select Sea-Doo LinQ accessories to be stacked on top of the LinQ 3.8 US gal (14.5 L) Stackable Fuel Caddy (295100950).
- Includes 2 LinQ bases and maritized hardware for quick install.



LinQ 3.8 US gal (14.5 L) Stackable Fuel Caddy

Models with LinQ Base Kit
295100950

- Quickly and easy, secure installation with the LinQ accessory system.
- No-spill spout designed for easy pouring.
- 3.8 US gal (14.5 L) capacity.
- Allows for added storage by stacking LinQ 10.6 US gal (40 L) Roll-Top Bag (715008110).
- Marineized for saltwater use.
- Dimensions: 13" L x 19" W x 9" H (33 cm L x 48 cm W x 23 cm H).
- Note: Fuel caddies cannot be stacked.

Requires LinQ Base Installation Kit (295101009).



LinQ 5 US gal (20 L) Fuel Caddy

Models with LinQ Base Kit
715007822

- Quick, easy and secure LinQ system installation.
- Spill-free spout for easy use.
- 5 US gal (20 L) capacity.
- Meets new Flame Mitigation Device (FMD) standard.
- Dimensions: 12" L x 19" W x 12" H (30.5 cm L x 48 cm W x 30.5 cm H).



LinQ 5 US gal (20 L) Seat Bag

GTI, GTI SE, GTX, GTX Limited, Explorer Pro, GTR, GTR-X, RXT-X, RXP-X, Wake, Wake Pro, FishPro Apex, FishPro Scout, FishPro Sport, FishPro Trophy
295101073

- 5 US gal (20 L) of UV-resistant storage.
- Perfect to store fenders, ropes or second passenger items.
- Smartly secures behind the passenger seat to maximize rear deck space.
- Installs in seconds with toolless LinQ accessory system.
- Two-pocket primary organization compartments with three zippered openings.
- External side pocket for fast access to small necessities.
- Not compatible with LinQ Multi Cargo Rack.



LinQ 10.6 US gal (40 L) Roll-Top Bag

Models with LinQ Base Kit
715008110

- LinQ Roll-Top Bag offers 10.6 gal (40 L) of fully waterproof adjustable storage for your essentials.
- Its roll-top design secures your gear snugly, while a heavy-duty rigid plastic base and foam-lined bottom offer additional protection for the long haul.
- An integrated handle allows for easy transportation on or off the vehicle.
- Equipped with Marineized LinQ Hardware Kit.
- Dimensions: 14" L x 19" W x adjustable H (35.5 cm L x 48 cm W x adjustable H).

NEW



LinQ 7.9 US gal (30 L) Dry Bag

Models with LinQ Base Kit
295101364

- 7.9 US gal (30 L) storage capacity.
- Installs in seconds with toolless LinQ accessory system.
- Ideal for keeping essentials secure and dry on your adventures.
- Features a watertight zipper (Tizip®).
- Includes a shoulder strap for added convenience.
- Dimensions: 13" L x 14" W x 10" H (32 cm L x 37 cm W x 25 cm H).

NEW



LinQ 13.2 US gal (50 L) Dry Bag

Models with LinQ Base Kit
295101365

- 13.2 US gal (50 L) storage capacity.
- Installs in seconds with toolless LinQ accessory system.
- Ideal for keeping essentials secure and dry on your adventures.
- Features a watertight zipper (Tizip®).
- Includes a shoulder strap for added convenience.
- Dimensions: 22" L x 14" W x 10" H (56 cm L x 37 cm W x 25 cm H).



LinQ 26 US gal (100 L) Explorer Bag

Vehicle equipped with LinQ Multi Cargo Rack
295101016

- 26 gal (100 L) of watertight storage.
- Installs in seconds with toolless LinQ accessory system.
- Dedicated essentials compartment for registration, license, insurance and more.
- Exclusive D.E.S.S. key storage.
- External quick-access pocket for small items like keys and wallets.
- Turns into a backpack when you get off your machine.
- Collapsible if not fully packed with straps on both sides.
- Dimensions : 26" L x 18" W x 14" H (65 cm L x 45 cm W x 35 cm H).

Requires LinQ Multi Cargo Rack for installation.



Rear Deck Extension with LinQ

GTX, GTX Limited, RXT-X, Wake Pro
295101026

- Extend the fun an extra 11.5 inches (≈30 cm) off the stern and add extra storage options.
- Includes six retractable LinQ attachment points maximize cargo capacity and stow out of the way when not in use.
- Three possible configurations: middle, left and right.
- Adds easier access to the water for swimming and watersports or more space for boarding, lounging, fishing and more.
- Compatible with the Ladder.



LinQ Multi Cargo Rack

GTX, RXT-X, Wake Pro (2018 and up) / GTI, GTI SE, GTR, GTR-X, Wake (2020 and up) / RXP-X (2021 and up) / FishPro Scout, FishPro Sport
295101015

- Adds up to three times the available LinQ accessory emplacement to your watercraft.
- Enables multiple LinQ accessory configurations.
- Provides a larger lounging area or casting platform and easier reboarding.
- Uses equipped LinQ attachment system for quick, easy installation.
- Two LinQ Base Installation Kits included.
- Additional Base Installation Kits sold separately (295101034).
- Standard on Explorer Pro model.

Not compatible with LinQ 13.5 US gal (51 L) Cooler (Double Latch).

Must be installed by authorized BRP dealers.



LinQ Base Installation Kit

Fits LinQ Multi Cargo Rack
295101034

- LinQ Base Kit allows use of up to three Sea-Doo LinQ accessories simultaneously on the LinQ Multi Cargo Rack.
- Includes 2 LinQ bases and marinized hardware for quick install.

NEW

Set of 3 Watertight Roll-Top Bags

295101448

- 1.3, 2.6 and 5.3 US gal (5, 10 and 20 L) storage capacity.
- Set of three water-resistant bags.
- Roll-top design.
- Easy to fold and store.
- Perfect solution to organize your storage or bags.



Dry Bag 2.6 US gal (10 L)*

269502121

- Watertight bag.
- Puncture-resistant PVC-coated polyester fiber material.
- Reinforced bottom.



Dry Bag 6.6 US gal (25 L)*

269001936

- Watertight bag.
- Puncture-resistant PVC-coated polyester fiber material.
- Reinforced bottom.
- Includes a shoulder strap.
- 420-denier resistant polyester with TPU coating.



Spark Front Storage Bin

Spark (2024 and up)
295101148

- Splash proof design integrates perfectly on Spark models.
- 11.1 US gal (42 L) of storage.
- Provides a LinQ Lite anchor on each side for LinQ Lite Cup Holders.
- LinQ Lite Anchors not compatible with LinQ Lite Action Camera Holder or LinQ Lite fenders.
- 3-piece design installs easily.



Removable Storage Bin Organizer

RXT, RXT-X, GTX, Wake Pro (2018 and up) / FishPro (2019-2021), Explorer Pro, FishPro Apex, FishPro Sport, FishPro Trophy
295100732

- Breathable front bin organizer made from high-quality premium-coated synthetic mesh.
- Perfect for storing wet clothes away from the rest of your gear or to transport gear to/from the watercraft.
- Carrying handle and easy storage on or off the watercraft.
- Quick-attach fasteners to secure the bag in place inside the storage bin.

Designed to be installed with the Storage Bin Organizer (295100835) for a complete set-up.



Removable Storage Bin Organizer

GTI, GTI SE, GTR, GTR-X and Wake 170 (2020 and up) / RXP-X (2021 and up) / FishPro Scout
295100814

- Breathable front bin organizer made from high-quality premium-coated synthetic mesh.
- Perfect for storing wet clothes away from the rest of your gear or to transport gear to/from the watercraft.
- Carrying handle and easy storage on or off the watercraft.
- Quick-attach fasteners to secure the bag in place inside the storage bin.



Storage Bin Organizer

RXT, RXT-X, GTX, Wake Pro (2018 and up) / FishPro (2019-2021), Explorer Pro, FishPro Apex, FishPro Sport, FishPro Trophy
295100835

- Leave-in breathable premium-coated synthetic mesh organizer.
- Perfect for safely storing and organizing smaller valuables.
- Designed to be installed in conjunction with the Removable Storage Bin Organizer for a complete set-up (295100732).
- Standard on GTX Limited models (2018 and up).



Lid Organizer

GTI, GTI SE, GTR, GTR-X and Wake 170 (2020 and up) / RXP-X (2021 and up) / FishPro Scout
295100862

- Practically positioned in an easily accessible location in front compartment.
- Keep your small items dry in splash-proof inner pocket.
- External mesh pocket allows you to store more items while keeping them in view.
- 1.6 US gal (6 L) volume.

Watersport Accessories

NEW



LinQ Rear Floating Mat Holder

Models with LinQ Base Kit
295101366

- Quickly attach and secure a floating mat to the rear deck of your watercraft.
- Installs in seconds with toolless LinQ accessory system.
- Suitable for rolled floating mats up to 28" (71 cm) in diameter.
- Can be paired with another holder for a larger floating mat (Switch models only).
- Holds up to 30 lb (14 kg) in single or dual mode.



Spark Spotter Handle & Camera Mount

Spark for 3 (2024 and up)
295101145

- Provides a comfortable and solid grip for the spotter.
- Quick connect installs in a matter of seconds.
- Can be stowed in the front storage area.
- Integrated LinQ Lite Action Camera Holder (295101139).



LinQ Lite Action Camera Holder

Spark (2024 and up)
295101139

- LinQ lite attachment system for cameras.
- Provides great vantage points to capture photos and videos.
- Offers 360-angle positioning for perfect filming and taking photos.
- Designed to hold devices securely.
- Fast, easy attachment and removal.



Tow Point Cleat Adaptor

GTI (2020 and up), GTI SE (2020 and up), GTR (2020 and up), GTR-X (2024), RXP-X (2021 and up), RXP-X APEX, FishPro Scout (2022 and up), Wake (2020 and up), Spark
295101217

- Converts the standard rear eyelet into a hybrid cleat.
- Allows quick and easy attachment of looped ropes.



LinQ Retractable Ski Pylon

RXT, RXT-X, GTX, GTX Limited (2018 and up) / GTI, GTI SE, GTR (2020 and up) / All FishPro models (2019 and up), Explorer Pro, Wake (2020 and up), Wake Pro (2018 and up).
295100909

- High-rise pylon keeps rope out of water for better watersport fun.
- Features built-in spotter grab handles and retracts out of the way when not in use.

*Not compatible with LinQ Cargo Rack (295101015) and LinQ 5 US gal (20 L) Fuel Caddy (715007822).
 Note: Never use the Ski Pylon to tow an inflatable or similar toy. Always use the rear cleat.*



Wakeboard Rack

RXT, RXT-X, GTX, GTX Limited, Wake Pro (2018 and up) / GTI, GTI SE, GTR, GTR-X, Wake (2020 and up) / FishPro Scout
295100838

- Easy, safe onboard storage for your wakeboard.
- Convenient quick-release button for fast access.
- EVA foam cushion protects board edge while underway.
- Bungee cord with rubber pads holds board in place while preventing wear on the cord.
- Accommodates most sizes and styles of wakeboards and wakeskates.
- Sold individually, each rack holds one wakeboard.
- Standard on WAKE and WAKE PRO models.

Step & Ladders



Shock Tube

295100662

- Protects passengers from ski rope kick-back and keeps it away from impellers.
- Durable nylon covered closed-cell foam.



Boarding Step

Spark
295100642

- Convenient step with knee-friendly surface.
- Installs easily on the right side of a SPARK and can hold up to 250 lb (113 kg).
- Easily mounts on the transom and can be installed by any authorized Sea-Doo dealer in minutes.



Boarding Ladder

RXT, RXT-X, GTX and Wake Pro (2018 and up) / GTI, GTI SE, GTR, GTR-X and Wake 170 (2020 and up) / RXP-X (2021 and up) / All FishPro models (2019 and up)
295100869

- Retractable boarding step designed for your watercraft.
- Makes boarding from the water much easier.
- Spring-loaded platform that stays in the "up" position.
- Direct bolt-on installation, thanks to integrated mounting points on the watercraft.

Steering Controls



Handlebar with Adjustable Riser

Spark
295101204

- The one-of-a-kind handlebar with adjustable riser gives you more leverage to easily maneuver the SPARK and customise your experience to your personal riding style.
- Quickly adjust steering to a variety of heights: use the lower position for cruising/sitdown riding, or extend to maximum height in seconds for stand-up riding.
- Adjustable length of 1.6" to 4" (42.5 mm to 103.5 mm).
- Just flip the lever to make the adjustment, no tool required.

Requires part numbers for installation:

*SPARK without iBR**

2016 and prior: 278003491, 295100702

2017 and up: 278003491

SPARK with iBR

2016 and prior: 278003490, 295100702

2017: 278003490

2018 and up: 278003823

2024 and up: 278004180 on base and convenience package

**Intelligent Brake and Reverse (iBR).*



Extended Range Variable Trim System (VTS)

Spark (2024 and up)
295101260

- This Sea-Doo exclusive accessory lets you exaggerate how high you can raise the nose or how deep you can bury it in the water.
- The extended range VTS doubles the range of adjustment compared to our current standard VTS.
- Adjustments are instantaneous thanks to the quick activation Switch mounted on the handlebar to allow fine tuning of the watercraft trim angle while riding.
- Simple plug-in connection
- Includes Switch, cap and hardware necessary for installation.

We highly recommend purchasing the Step Wedges (295101263) for installation.

A software update will be required on Spark 2024 models to use the VTS.



Adjustable Riser*

RXP-X (2021-2023), GTR-X (2024 and up)
295101203

- Replaces stock fixed extrusion to allow vertical adjustment length of + $\frac{1}{2}$ " to 3 $\frac{1}{2}$ " (+16 mm to 92 mm) from stock.
- Ergonomically better in stand-up riding position.
- Includes all hardware required for installation.
- Not compatible with vehicle equipped with steering damper.



Heated Grips

RXT, RXT-X, GTX, GTX Limited, Wake Pro (2018 and up) / RXP-X (2021 and up) / GTI, GTI SE, GTR, GTR-X, Wake (2020 and up) / All FishPro models (2019 and up), Explorer Pro. Heated grip harness required to install on other vehicles
295100812

- Heated grips with integrated button on the left grip.
- Five levels of heat.
- Slip on to replace existing grips.
- Sea-Doo's renowned integrated palm rest design.
- Use with Wind Deflectors for Handlebar (295100762) for maximum performance.

Needs harness (278003684) if installed with more than two electrical accessories.

Heated Grips Harness Extension (278004347) is needed for installation on Explorer Pro models.

Sold in pairs.



Step Wedges

Spark (2024 and up)
295101263

- Provide more stability and confidence in different tail stand riding positions.
- Rear footrest with a 45-degree slope to enable you to stand upright on your watercraft when performing tail stands and ultimately expand your range of possibilities by making it easier to pull off even more tricks.



Heated Grips Harness

Needed for installation on some vehicles: GTX, RXT, Wake Pro (2011-2017) / GTI, GTI SE, GTR, Wake (2011-2019) / GTR-X (2018-2019) / RXP-X (2018-2020) / Spark (2014-2023)
295100906

- Needed for installation on some vehicles.

Required for GTX, RXT, WAKE PRO (2011-2017), GTI, GTI SE, GTR, WAKE (2011-2019), GTR-X (2018-2019), RXP-X (2018-2020) and SPARK

NEW

Platinum Audio System Kit

BRP'S **MOST POWERFUL** AUDIO SYSTEM FOR PERSONAL WATERCRAFT.



FEATURES

- Two 80-watt speakers for music clarity, even while riding.
- Unique and stylish design makes the speakers stand out.
- An amplifier with two 80-watt channels delivers a loud music experience.
- Advanced Digital Sound Processing (DSP) optimizes sound quality.
- Fully integrated Audio System with Bluetooth connectivity.
- Remote control pad on left speaker for quick and easy song and volume changes.
- Fully submersible.
- Music will play even after engine is turned off.
- Needs harness (278003684) if installed with more than two electrical accessories.

Audio

NEW



2x 80 W Platinum Audio System Kit

RXT, RXT-X, GTX, Wake Pro (2018 and up) / FishPro (2019-2021), Explorer Pro, FishPro Sport, FishPro Trophy
295101458

- The Platinum Audio System Kit is BRP's most powerful audio system for personal watercraft.
- Two 80-watt speakers for music clarity, even while riding.
- Unique and stylish design makes the speakers stand out.
- An amplifier with two 80-watt channels delivers a loud music experience.
- Advanced Digital Signal Processing (DSP) optimizes sound quality.
- Fully integrated Audio System with Bluetooth connectivity.
- Remote control pad on left speaker for quick and easy song and volume changes.
- Fully submersible.
- Music will play even after engine is turned off.

Needs harness (278003684) if installed with more than two electrical accessories.



BRP Audio - Portable System

Spark (2024 and up)
295101147

- Portable design that integrates perfectly on Spark.
- Powered with a rechargeable lithium battery that offers up to 24 hours of autonomy.
- Mounting point is standard on the vehicle. Front mounted and positioned toward driver for maximum sound clarity.
- 50 watts of power.
- Bluetooth connectivity.
- Control pad on the speaker for volume and song adjustment.
- Ride mode enhances sound experience when in motion.
- Interconnects with other BRP Audio Systems for concert-like sound.
- Can be controlled by a cell phone.
- Floats on water.

NEW



2x 80 W Platinum Audio System Kit

GTI, GTI SE, GTR, GTR-X and Wake 170 (2020 and up) / RXP-X (2021 and up) / FishPro Scout
295101459

- The Platinum Audio System Kit is BRP's most powerful audio system for personal watercraft.
- Two 80-watt speakers for music clarity, even while riding.
- Unique and stylish design makes the speakers stand out.
- An amplifier with two 80-watt channels delivers a loud music experience.
- Advanced Digital Signal Processing (DSP) optimizes sound quality.
- Fully integrated Audio System with Bluetooth connectivity.
- Remote control pad on left speaker for quick and easy song and volume changes.
- Fully submersible.
- Music will play even after engine is turned off.

Needs harness (278003684) if installed with more than two electrical accessories.



BRP Audio - Premium System

RXT, RXT-X, GTX, Wake Pro (2018 and up) / FishPro (2019-2021), Explorer Pro, FishPro Sport, FishPro Trophy
295100711*

- Fully integrated Audio System with Bluetooth connectivity.
- Fully submersible.
- Two powerful 50-watt speakers for music clarity, even while riding.
- Remote control pad on left speaker to quickly and easily change songs and volume.
- Music will play even after engine is turned off.

Needs harness (278003684) if installed with more than two electrical accessories.

NEW



2x 80 W Platinum Audio System Upgrade

295101512

- The Platinum Audio System Kit is BRP's most powerful audio system for personal watercraft.
- Two 80-watt speakers for music clarity, even while riding.
- Unique and stylish design makes the speakers stand out.
- An amplifier with two 80-watt channels delivers a loud music experience.
- Advanced Digital Signal Processing (DSP) optimizes sound quality.
- Fully integrated Audio System with Bluetooth connectivity.
- Remote control pad on left speaker for quick and easy song and volume changes.
- Fully submersible.
- Music will play even after engine is turned off.

Needs harness (278003684) if installed with more than two electrical accessories.



BRP Audio - Premium System

GTI, GTI SE, GTR, GTR-X and Wake 170 (2020 and up) / RXP-X (2021 and up) / FishPro Scout
295100839*

- Fully integrated Audio System with Bluetooth connectivity.
- Fully submersible.
- Two powerful 50-watt speakers for music clarity, even while riding.
- Remote control pad on left speaker to quickly and easily change songs and volume.
- Music will play even after engine is turned off.

Needs harness (278003684) if installed with more than two electrical accessories.

** While supplies last*

NEW

Touchscreen Garmin GPS




FEATURES

- Bright, sunlight-readable 9" (23 cm) touchscreen Garmin GPS.
- Transducer not included, provides GPS function only.
- Features a quick-release bail mount for quick installation and removal.
- Preloaded worldwide basemaps and compatible with Bluechart® G3 coastal charts (sold separately).
- Share data and maps with select ECHOMAP devices on your network.
- Use built-in Wi-Fi® to pair with the free ActiveCaptain™ app for access to OneChart™, smart notifications, Garmin Quickdraw™ Community data and more.
- Standard on FishPro Trophy model.

Electronics & Electrical

NEW



Garmin ECHOMAP™ UHD2 9" sv GPS

RXT, RXT-X, GTX, Wake Pro (2018 and up) / RXP-X (2021 and up) / GTI, GTI SE, GTR, GTR-X, Wake (2020 and up) / All FishPro models (2019 and up), Explorer Pro

295101262

- Bright, sunlight-readable 9" (23 cm) touchscreen Garmin GPS.
- Transducer not included, provides GPS function only.
- Features a quick-release bail mount for quick installation and removal.
- Preloaded worldwide basemaps and compatible with Bluechart® G3 coastal charts (sold separately).
- Share data and maps with select ECHOMAP devices on your network.
- Use built-in Wi-Fi® to pair with the free ActiveCaptain™ app for access to OneChart™, smart notifications, Garmin Quickdraw™ Community data and more.

Standard on FishPro Trophy model.

Needs harness (278003684) if installed with more than two electrical accessories.



Fish Finder and Depth Finder Garmin® GT15M-IH Transducer

295100972

- Garmin's GT15M-IH In-Hull Mid-Band CHIRP Transducer provides accurate depth readings even at high speed.
- Ideal for watercraft that want to install the transducer inside a fiberglass hull and not on the transom.
- It can be used with a hull deadrise angle between 0 and 25 degrees and is excellent for watercraft traveling at high speeds.
- In-Hull installation, no need to drill through the vessel; no drag.
- The 8-pin transducer with 1 plastic tank features mid-band CHIRP traditional sonar (85-165 kHz) and has a power rating of 600 W.

Requires Garmin® ECHOMAP™ UHD 72sv or 62cv GPS. Standard on FishPro Trophy models.



Garmin® ECHOMAP™ UHD 72sv GPS

RXT, RXT-X, GTX, Wake Pro (2019 and up, except GTX Limited 2025 and up) / GTI, GTI SE, GTR, GTR-X and Wake 170 (2020 and up) / RXP-X (2021 and up) / Explorer Pro / FishPro (all models)

295101264

- Bright, sunlight-readable 7" (17.8 cm) touchscreen.
- GPS support included for installation.
- Transducer not included, provides GPS function only.
- Features a quick-release bail mount for quick installation and removal.
- Preloaded worldwide basemaps and compatible with Bluechart® G3 coastal charts (sold separately).
- Share data and maps with select ECHOMAP devices on your network.
- Use built-in Wi-Fi® to pair with the free ActiveCaptain™ app for access to OneChart™, smart notifications, Garmin Quickdraw™ Community data and more.

Needs harness (278003684) if installed with more than two electrical accessories.



Secondary Battery Harness Kit

GTI, GTI SE, GTR, GTR-X and Wake 170 (2020 and up) / FishPro Scout

295100990

RXT, RXT-X, GTX and Wake Pro (2018 and up) / FishPro (2019-2021), Explorer Pro, FishPro Sport, FishPro Trophy

295100991

- Allows you to add a second unit to your dual battery setup.
- Will give you the extra juice you'll need to power electrical components like the BRP Audio - Premium System or Garmin Echomap GPS for longer periods.
- Kit includes necessary wiring and battery holder.

Additional battery sold separately (410301203).



10.25" Colour Touchscreen Protector

Vehicle equipped with 10.25 in. Colour Touchscreen Display

860202680

- Tempered glass - 0.3 mm thick.
- 9H hardness for tough protection.
- 100% bubble free adhesive.
- Anti-scratch, anti-glare and anti-fingerprint.
- Maintains 99.99% clarity.
- Easy to clean.
- Includes cleaning tools: wet wipe, dry wipe, dust absorber and soft cloth.



Electric Connection Kit

All Spark models, GTI 90 (2017 and up)

295100599

- A very convenient and safe way to add electrical accessories.
- Plug-and-play connection.

Required in order to install the Depth Finder on specific models (Refer to the Depth Finders table).



RF Programmable D.E.S.S.™ Key

All vehicles with D.E.S.S. key (2015 and up)
278003401 Green (Learning Key)

All vehicles with D.E.S.S. key (2015 and up)
278003400 Yellow

All vehicles with D.E.S.S. key (2015 and up)
278003402 Black

All vehicles with D.E.S.S. key (2015 and up)
278003403 Orange

- Digitally Encoded Security System (D.E.S.S.) key snaps on the vehicle and provides easy and quick starts.
- Anti-theft technology: the key communicates with the vehicle wirelessly, so the vehicle starts only when the key code matches the vehicle.
- The Programmable D.E.S.S. Key can also be programmed to limit the speed of the watercraft, enabling first time users and less experienced operators to learn how to operate while gaining the necessary confidence and control.
- Can be used as replacement key or second key.
- All Sea-Doo keys must be programmed at the dealer.



Ski and X Package Module

RXT, RXT-X, GTX, GTX Limited, Wake Pro (2018-2023) / GTI (2018-2019) / GTI SE, GTI Limited, GTR, GTR-X, Wake (2018-2023) / All FishPro models (2019-2023) / Explorer Pro (2023)
2024 and up: GTX (230 hp, 300 hp), GTX Limited, Wake Pro, GTR, GTR-X, Explorer Pro (230 hp), FishPro Apex
295100857

- One module that includes both Ski and X Package functions:
- Activates ski mode: Offers a choice of different preset acceleration curves for the perfect launch every time when towing a skier or wakeboarder, plus steady tow speed.
- Activates X package functions on gauge.
- See X Package Module description to find out which X features it unlocks on your vehicle.
- User-friendly interface on gauge.
- Simple plug-in connection.
- Includes hardware necessary for installation.
- Standard on Switch Sport models.



RF Programmable D.E.S.S.™ Key Kit

Spark
295100945

- Digitally Encoded Security System (D.E.S.S.) key's ball-and-socket design provides riders with easy and quick starts.
- Anti-theft technology: the key communicates with the vehicle wirelessly, so the vehicle starts only when the key code matches the vehicle.
- The RF Programmable D.E.S.S. Key can also be programmed to limit the speed of the watercraft, enabling first time users and less experienced operators to learn how to operate while gaining the necessary confidence and control.
- All Sea-Doo keys must be programmed at the dealer.
- Can be used as replacement key or second key.
- Includes RF programmable D.E.S.S.™ Key and D.E.S.S. post.

Requires part numbers for installation:

SPARK without iBR: 278003491*

SPARK with iBR:

2017 and prior: 278003490

2018 and up: 278003823

SPARK TRIXX:

2017 and prior: 278003490 and 278003195

2018 and up: 278003823 and 278003195

** Intelligent Brake and Reverse (iBR).*

Unlike previous D.E.S.S. Key kits, harness now sold separately.



Ski and X Package Module

2024 and up: RXT-X, RXP-X, GTX (170 hp), GTI, GTI SE, Wake, Explorer Pro (170 hp), All FishPro models (except FishPro Apex)
295101271

- One module that includes both Ski and X Package functions.
- Activates ski mode: Offers a choice of different preset acceleration curves for the perfect launch every time when towing a skier or wakeboarder, plus steady tow speed.
- Activates X Package Module functions.
- See X Package Module for complete list of functions.
- User-friendly interface on gauge.
- Simple plug-in connection.
- Includes hardware necessary for installation.



Key Bracelet

RF Programmable D.E.S.S.™ Key
278004088

- Bracelet only.
- RF Programmable D.E.S.S.™ Key sold separately.



12-Volt Outlet and Installation Kit

Spark (2023 and prior) / GTI, GTS, GTR, Wake 155 (2019 and prior) / RXP-X (2020 and prior)
295100577

GTX and RXT without suspension and Wake Pro (2016-2017)
295100675

- Use this 12 V outlet to charge your phone or GPS unit.
- Equipped with waterproof cover to prevent water infiltration.

Needs harness (278003684) if installed with more than two electrical accessories.

DEPTH FINDERS

- Display the water depth below the hull.
- Plug-and-play connection.
- Integrates depth display into gauge menu.
- Does not require Garmin ECHOMAP GPS screen for installation.



MODEL	YEAR	SKU
Spark	2014 and up	295100679
GTI 90°, GTI 130, GTI SE, GTR, GTR-X, Wake 170	2020 and up	295100872
GTX, Explorer Pro	2018 and up	295100927
GTX Limited	2018 and up	295100927
RXT, RXT-X	2018 and up	295100927
RXP, RXP-X	2018 and up	295100927
Wake Pro	2018 and up	295100927

Needs harness (278003684) if installed with more than two electrical accessories.

BILGE PUMP KITS

- Keeps engine compartment dry for added peace of mind.
- Includes all necessary items for installation (bilge pump, mounting bracket, bilge fitting, hose and hardware).
- Plug and play installation: Plugs directly into watercraft fuse box.



MODEL	YEAR	SKU
Spark	2014 and up	295101218
Wake	2020 and up	295101035
GTI, GTI SE, GTR, GTR-X	2020 and up	295101035
FishPro (All models)	2019 and up	295101035
Explorer Pro, GTX, GTX Limited	2018 and up	295101035
RXT, RXT-X	2018 and up	295101035
RXP-X	2021 and up	295101035
Wake Pro	2018 and up	295101035

Needs harness (278003684) if installed with more than two electrical accessories.



USB Port

RXT, RXT-X, GTX, Wake Pro (2018 and up) / RXP-X (2021 and up) / GTI, GTI SE, GTR, GTR-X, Wake (2020 and up) / All FishPro models (2019 and up), Explorer Pro
295100710

- Allows you to charge your devices like phone and action camera.
- USB charger equipped with a smart module that detects the amperage your phone needs so you always enjoy consistent charge time and never have to worry about frying your device.

Needs harness (278003684) if installed with more than two electrical accessories.

Body Accessories



Touring Windshield

GTX, GTX Limited, RXT-X, Wake Pro, FishPro Sport, FishPro Trophy
295101017

- Stay protected from wind and splash from waves with 23-inch (58 cm) windshield.
- Seamlessly integrated with thermoforming construction for crystal-clear vision.
- Includes windshield support, bag and Allen wrench for easy transportation and installation.



Wind Deflectors for Handlebar

GTX, RXT, RXT-X, and Wake Pro (2010 and up) / GTI, GTS and Wake (2011 and up) / GTR, GTR-X and RXP-X (2012 and up) / Spark (2014 and up)
295100762

- Design delivers better protection and great style.
- Protection from cold wind and water splashes.
- Sold in pairs.

Not compatible with Touring Windshield (295101017)



Footwell Grip Mats

Spark (2024 and up)
295101140

- Thick EVA foam mats.
- Attached to ABS plates.
- Attached to the top deck with self-sealing fasteners.
- No need to stick the mats to surfaces.



Floorboard Wedges

RXT, GTX and Wake Pro (2018 and up) / FishPro (2019-2021), FishPro Apex, FishPro Sport, FishPro Trophy, Standard on RXT-X (2018 and up), Explorer Pro
295100745

- Designed for high performance riding, extended angled floorboard wedges will keep all riders and passengers firmly planted, comfortable and secure.
- When used in conjunction with our Ergolock Knee Pads, the wedges ensure everyone can enjoy the full capabilities of the watercraft.



Floorboard Wedges

GTI, GTI SE, GTR, GTR-X, Wake 170 (2020 and up) / FishPro Scout, Standard on RXP-X (2021 and up)
295100926

- Designed for high performance riding, extended angled floorboard wedges will keep all riders and passengers firmly planted, comfortable and secure.
- When used in conjunction with our Ergolock Knee Pads, the wedges ensure everyone can enjoy the full capabilities of the watercraft.



Angled Gunwale Footrests

RXT, RXT-X and GTX (2018 and up)
295100793

- 4' long angled footrests with integrated mats, fixed on the upper outside edge of the footwell on each side of the watercraft.
- Provide a comfortable and secure position for the feet and legs while fishing from the side of the watercraft.
- Protect the paint finish on the edge of the footwells from abrasion caused by fishing.



Spark Mirrors

Spark (2024 and up)
295101144

- Integrated design is located out of the way.
- Large field of view.
- Provides vision sitting or standing up.
- Sold in pairs.



Passenger Seat

RXP-X (2021 and up)
295100923

- Only way to have a passenger on a stock RXP-X.
- Two grab options for passengers, side and middle.
- No tools required for installation: simply remove driver cushion, unclip base, and clip on passenger seat.



Trixx for 2 Seat Kit

Spark Trixx for 1 (2024 and up)
295101259 Dazzling Blue

Spark Trixx for 1 (2024 and up)
295101150 Dragon Red

Spark Trixx for 1 (2024 and up)
295101222 Neon Yellow

- Convert a Trixx for 1 watercraft into a Trixx for 2 in seconds.
- Includes mount and all hardware.



Fishing Seat

RXT, RXT-X, GTX and Wake Pro (2018 and up),
Explorer Pro
295100882

- Designed for ease of movement from driver position to passenger for fishing.
- Optimized for fishing facing sideways with increased lateral stability when combined with the Angled Gunwale Footrests (295100793).
- Fits all watercraft Colourations.

NEW



Ergolock™ R Racing Seat for GTR-X

GTR-X, RXP-X (2024 and up)
295101463

- A performance-ready Ergolock™ seat compatible with GTR-X.
- Adjustable saddle comfortably supports the rider during acceleration and anchors him when turning.
- 5 inches (13 cm) of adjustment to fit all riders.
- No tools required for installation.
- Same seat as RXP-X.

Compatible with Passenger Seat (295100923).

Docking & Beaching



LinQ Lite Fenders

Spark (2024 and up)
295101138

- Perfect-fit fenders for Spark models.
- LinQ Lite attachment system is fast and easy.
- Durable material also floats.
- Sold in pairs.



Snap-in Fenders

Fit on all watercraft (except Spark 2024 and up)
295100418

- Protect your investment from dock damage with these easy-to-install and remove fenders designed specifically for Sea-Doo watercraft.
- Front and rear on the SPARK models ensure a solid mount in the optimal spot.
- The Snap-in Fenders float and the high-visibility orange Colour keeps them in sight.
- Patent pending.
- Sold in pairs.

Requires Snap-in Fenders Installation Kit (295100550, 295100729 or 295100944) to install on models other than SPARK.



Snap-in Fenders Installation Kit

RXP-X (2012-2020) / GTI, GTR and GTS (2011-2019) / GTX, RXT, RXT-X and Wake Pro (2010-2017)

295100550

RXT, RXT-X, GTX and Wake Pro (2018 and up) / FishPro (2019-2021), Explorer Pro, FishPro Apex, FishPro Sport, FishPro Trophy

295100729

GTI, GTI SE, GTR, GTR-X and Wake 170 (2020 and up) / RXP-X (2021 and up) / FishPro Scout
295100944

- Lets you enjoy the fastest, easiest way to install protective fenders on your watercraft.
- Not required for SPARK models.



Spark Speed Tie

Spark (2024 and up)
295101142

- Robust, integrated design.
- Stow out of the way.
- Easy access.
- Helps stabilize the watercraft while docked.
- 6 ft. (1.83 m) length.
- 3 per pack.



Speed Tie

GTX, RXT, RXT-X, Wake Pro (2018 and up)
295100885

- Fully integrated watercraft mooring system, providing the ultimate in convenient, quick and secure docking.
- A must-have accessory that frees up storage space and ensures you have a dock line at all times.
- Easy-to-use integrated rope management system.
- ¼ inch (6.4 mm) double-braided rope, 5.2 feet (1.6 m) at front and 9 feet (2.8 m) at rear.
- Positive locking for worry-free docking.



Speed Tie

Explorer Pro, FishPro (2019-2021), FishPro Sport, FishPro Trophy
295100924

- Fully integrated watercraft mooring system, providing the ultimate in convenient, quick and secure docking.
- A must-have accessory that frees up storage space and ensures you have a dock line at all times.
- Easy to use, integrated rope management system.
- ¼-inch (6.4 mm) double-braided rope, 11.5 feet (3.5 m) at front.
- Positive locking for worry-free docking.



Spike Anchor

All models
295101255

- 25 ft. rope.
- Can be used in sand, clay and lakes.
- Depth level indicator on the anchor.
- Gentle on your foot/hand when pressing on it.
- Easy to use, easy to clean.
- Lightweight, easily fits in front storage compartment of watercraft.
- Portable carry bag included.



Folding Anchor

295100750

- 3.5 lb (1.6 kg) grapnel folding anchor with protective coating.
- Perfect for temporary mooring of watercraft and small boats in mud, sand, gravel, and rock.
- Includes a 25 ft. (7.62 m) marine-grade rope with an in-line buoy, heavy-duty stainless-steel snap hook, and a nylon storage case.
- Compact enough for the storage compartment.



Sandbag Anchor

295100661 Yellow

- Made of 600-denier solution-dyed yellow polyester fabric capable of holding an estimated 45 lb (20 kg) of wet sand.
- Measures 15 3/4" x 9" (40 cm x 22.9 cm).
- 16 ft. half-inch nylon strap (4.9 m x 1.3 cm).
- Plastic hook attachment and molded floater.

NEW



Mooring Ropes

295101475

- Shock-cushioned nylon rope ideal for mooring your personal watercraft.
- 15 ft. (4.6 m) length.
- Highly durable, high strength.
- Sold in pairs.



Dock Tie

295100851

- Moor your watercraft with this floating Sea-Doo shock-cushioned nylon rope.
- Protects your watercraft and keeps it moored.
- One per package.

Riding Essentials



Safety Equipment Kit

295100330

- This kit includes all the essentials for your watercraft.
- 50' (15 m) of buoyant heaving line, bailer, whistle and watertight flashlight.



Registration Kit

3" (7.6 cm) All watercraft
295100570 Black

- High-quality UV-resistant registration kit.
- 3" (7.6 cm).
- Easy-to-install without deformation, with a glue that will adhere to all surfaces, including SPARK.
- Available in two contrasting Colours that meet mandatory regulations for height and size.



Whistle

295500554

- "Pea-less" whistle.
- Produces an extremely loud, high, penetrating sound that can be heard over long distances.
- Unaffected by water; just clear with one quick blow.



Registration Kit

3" (7.6 cm) All watercraft
295100578 Light Grey

- High-quality UV-resistant registration kit.
- 3" (7.6 cm).
- Easy-to-install without deformation, with a glue that will adhere to all surfaces, including SPARK.
- Available in two contrasting Colours that meet mandatory regulations for height and size.



Registration Kit

4" (10.2 cm) All watercraft · Meets international laws
295100631 Black

- High-quality UV-resistant registration kit.
- 4" (10.2 cm).
- Easy-to-install without deformation, with a glue that will adhere to all surfaces.
- Meets mandatory regulations for height and size and international laws.



Switch Accessories

Switch Accessories

Bundles	73
Covers	77
LinQ Accessory Positions	78
LinQ Cooler Guide	81
LinQ, Storage and Bags	82
Fishing Accessories	88
Biminis, Camper Enclosure and Tops	89
Audio, Electronics & Electrical	91
Flooring Accessories	94
Furniture & Seating	95
Watersport Accessories	97
Docking & Anchoring	98
Boating Essentials	99



Bundles



ESSENTIAL

SKU	NAME	PAGE
295100330	Safety Equipment Kit	p. 99
295100825	Mooring Rope	p. 98
295101192	Paddle	p. 99
295100631	Registration Kit	p. 99
295100821	Anchor Kit	p. 98
278003401	RF Programmable D.E.S.S.™ Key	p. 99

DOCKING

SKU	NAME	PAGE
295101277	LinQ Lite Fender Kit	p. 98
295101083	Front Docking Lights	p. 98
295101327	Rear Underwater Lights	p. 98
295100778	Speed Tie	p. 98
295101197	Modular Step	p. 86

TRAILERING

SKU	NAME	PAGE
295101136	Bimini Top Sleeve	p. 89
295101240	Mooring and Trailering Cover	p. 77
295100782	Front Trailering Cover	p. 77

Note that some accessories may come standard on some models, that compatibility could change depending on the vehicle and part numbers may vary depending on models. Prices don't include installation requirements.



CARGO

SKU	NAME	PAGE
295100985	LinQ Lite 2.6 US gal (10 L) Console Bag	p. 83
295101193	Driver Seat Storage	p. 83
295101247	LinQ 8.5 US gal (32 L) Insulated Tote Bag	p. 82
295100977	LinQ Lite Multi Holder	p. 85
295101079	LinQ Lite Stemware Holder	p. 83
295101089	LinQ Lite 8.5 US gal (32 L) Ventilated Bag	p. 84
715009406	LinQ Lite Cup Holder	p. 83
715009276	LinQ 11.4 US gal (43 L) Cooler	p. 82
295101276	LinQ Lite Holder for Rail	p. 86
715006830	LinQ 7.8 US gal (30 L) Modular Cargo Box	p. 84
715007822	LinQ 5 US gal (20 L) Fuel Caddy	p. 85
295100931	LinQ Vertical Support	p. 84

Note that some accessories may come standard on some models, that compatibility could change depending on the vehicle and part numbers may vary depending on models. Prices don't include installation requirements.



WATERSPORT

SKU	NAME	PAGE
295100971	Wake and Ski Pylon	p. 97
295100932	Wakeboard Holder	p. 97
295100777	Rearview Mirror	p. 97
295101050	Quick Attach Inflatable Holder	p. 97
295100662	Shock Tube	p. 97

COMFORT

SKU	NAME	PAGE
295100962	Double Bimini Top	p. 89
295101048	Light Pole Extension	p. 89



AUDIO

SKU	NAME	PAGE
295101421	Two JL Audio System Tables	p. 91
295101215	JL Audio Harness Adaptor	p. 91
295101214	Fourth JL Audio System Table	p. 91

Note that some accessories may come standard on some models, that compatibility could change depending on the vehicle and part numbers may vary depending on models. Prices don't include installation requirements.



FISHING

SKU	NAME	PAGE
295101154	LinQ Lite Multipurpose Bag	p. 83
715007112	LinQ 5.2 US gal (20 L) Modular Cargo Box	p. 85
295101324	Quick-Access Rod Storage	p. 88
295101308	Rail Rod Holder with LinQ Lite	p. 88
295101304	Quick-Attach 18 US gal (68 L) Cooler	p. 82
295101344	Livewell Conversion Kit for Quick-Attach 18 US gal (68 L) Cooler	p. 82
295101305	Livewell Conversion Kit for Switch	p. 82
295101306	Quick-Attach Fishing Pedestal Seat	p. 88
295101242	Garmin® ECHOMAPTM UHD2 72sv GPS	p. 92
295100972	Fish Finder and Depth Finder Garmin® GT15M-IH Transducer	p. 92
295101482	Double Battery Kit with Battery Charger	p. 93

Covers

Key Features

- Heavy-duty, UV-resistant polyester canvas cover keeps Switch interior dry and protected.
- Open door design helps air circulation while trailering and prevents water from pooling on the cover.
- Innovative clip system makes for easy, fast installation, and allows LinQ Lite accessories to remain attached to the rails while the cover is in use.
- Rear air vents allow for increased air circulation.



Clips, velcro straps and retaining hooks secure the cover while trailering.



Zippered openings allow easy access.

Covers



Console Cover

All Switch models
295101195

- Weather-resistant cover protects your console during storage and transportation.
- Made of heavy-duty UV-resistant solution-dyed polyester canvas.
- Soft inner lining prevents panel abrasion.
- Yellow fabric indicates handlebar position.
- Zippered openings allow easy access to the small storage.
- Perfect fit for your console, with or without installed Garmin GPS.



Captain Seat Cover

All seats without armrest
295101250 without armrests

All seats with armrest
295101194 with armrests

- Weather-resistant cover protects your driver seat during storage and transportation.
- Made of heavy-duty UV-resistant solution-dyed polyester canvas with 2 vents.
- A logo indicates backrest top position for ease of installation.
- A perfect fit for your driver seat without armrests.



Front Trailing Cover

All Switch models
295100782

- Protects front hull and panels from dirt, insects and other debris while trailering.
- Simple installation by attaching to trailer and Switch mooring cleats.
- Provides full watercraft coverage when paired with Switch Mooring Cover while trailering.
- Polyurethane coating makes cleaning fast and easy.



Mooring and Trailing Cover

NEW Switch Cruise 21'
295101240

- Heavy-duty, UV-resistant polyester canvas mooring cover keeps Switch interior dry and protected.
- Innovative clip system makes for easy, fast installation, and allows LinQ Lite accessories to remain attached to the rails while cover is in use.
- Interior pole system keeps cover elevated and prevents water pooling on the cover.
- Air vents at the rear allow increased air circulation.
- Compatible with Switch Bimini tops on Cruise and Sport models.
- Includes everything needed for immediate use.

LinQ Accessory Positions



Fast, easy and secure.

A BRP exclusive, LinQ is a toolless system for near-instant installation of accessories.

- No tools needed: quickly install and remove accessories by hand
- Stylish, fully integrated solution to your cargo needs
- Sturdy mounting system that holds up even in bumpy conditions

There are so many different ways to customize the layout of your Switch to make it your own. Here's how you can use multiple LinQ accessories together to create the perfect ride.



Note that some accessories may come standard on some models, that compatibility could change depending on the vehicle and part numbers may vary depending on models. Prices don't include installation requirements.

LINQ ACCESSORY

SKU	NAME	POSITION 1	POSITION 2	POSITION 3	POSITION 4	POSITION 5	POSITION 6	POSITION 7
295101252	LinQ 5.3 US gal (20 L) Semi-Rigid Cooler	yes	yes	no	no	no	no	no
295101247	LinQ 8.5 US gal (32 L) Insulated Tote Bag	yes	yes	no	no	no	no	no
295101257	LinQ 5.3 US gal (20 L) Cooler	yes	yes	no	no	no	no	no
715009276	LinQ 11.4 US gal (43 L) Cooler	yes	yes	no	no	no	no	no
715009406	LinQ Lite Cup Holder	no	no	yes	no	yes May require LinQ Lite Holder for Corner Backrest (295101044)	yes Requires LinQ Lite Holder for Rail (295101276)	yes Requires LinQ Lite Multi Holder (295100977)
295101079	LinQ Lite Stemware Holder	no	no	yes	no	yes May require LinQ Lite Holder for Corner Backrest (295101044)	yes Requires LinQ Lite Holder for Rail (295101276)	yes Requires LinQ Lite Multi Holder (295100977)
295100985	LinQ Lite Console Bag	no	no	yes	no	yes May require LinQ Lite Holder for Corner Backrest (295101044)	yes Requires LinQ Lite Holder for Rail (295101276)	yes Requires LinQ Lite Multi Holder (295100977)
295100986	LinQ Lite 7.8 US gal (30 L) Canvas Bag	no	no	yes	no	yes May require LinQ Lite Holder for Corner Backrest (295101044)	yes Requires LinQ Lite Holder for Rail (295101276)	no
295101089	LinQ Lite 8.5 US gal (32 L) Ventilated Bag	no	no	yes	no	yes May require LinQ Lite Holder for Corner Backrest (295101044)	yes Requires LinQ Lite Holder for Rail (295101276)	no
715008110	LinQ 10.6 US gal (40 L) Roll-Top Bag	yes	yes	no	yes Requires LinQ Vertical Support (295100931)	no	no	no
715005494	LinQ 2.6 US gal (10 L) Modular Cargo Box	yes	yes	no	no	no	no	no
715007112	LinQ 5.2 US gal (20 L) Modular Cargo Box	yes	yes	no	no	no	no	no
715006830	LinQ 7.8 US gal (30 L) Modular Cargo Box	yes	yes	no	no	no	no	no
295100950	LinQ 3.8 US gal (14.5 L) Stackable Fuel Caddy	yes	no	no	yes Requires LinQ Vertical Support (295100931)	no	no	no
715007822	LinQ 5 US gal (20 L) Fuel Caddy	yes	no	no	yes Requires LinQ Vertical Support (295100931)	no	no	no
295100931	LinQ Vertical Support	no	no	no	yes	no	no	no
295101154	LinQ Lite Multipurpose Bag	no	no	no	no	yes May require LinQ Lite Holder for Corner Backrest (295101044)	yes Requires LinQ Lite Holder for Rail (295101276)	no
295101308	Rail Rod Holder with LinQ Lite	no	no	no	no	no	yes	no
295101277	LinQ Lite Fenders Kit	no	no	no	no	no	yes	no



LinQ Cooler Guide

Add some thrills with LinQ

Having fun on the water has never been easier with LinQ. Take everything you need with you to spend a perfect day on the water with a wide range of Sea-Doo LinQ accessories. Find the storage box, bag, rack or cooler to fit your needs and make your watercraft unstoppable!



LinQ, Storage and Bags



LinQ 5.3 US gal (20 L) Semi-Rigid Cooler

All Switch models
295101252

- 5.3 US gal (20 L) of insulated, water-resistant capacity.
- Quick, easy and secure LinQ system installation.
- Attaches with one set of LinQ Fasteners.
- Single day use soft cooler.
- Mesh pocket on top of the lid.
- Zippered pocket under the lid for quick and easy access.
- Removable interior for easy cleaning.
- Carry handles for easy transport to and from the water.
- Can contain twelve 355 ml cans.
- Dimensions: 19" L x 13" W x 10" H.



LinQ 11.4 US gal (43 L) Cooler

All Switch models
715009276

- Versatile LinQ 16" configuration fits many vehicles for fast, easy, secure storage.
- High-quality impact-resistant outer shell for exceptional durability.
- High-quality insulation for optimal ice retention up to 6 days
- 11.4 US gal (43L) capacity or sixty 355 ml cans.
- Rigid horizontal locking handles allows installation of LinQ Lite accessories.
- Dry basket included to protect items.
- New ergonomic and secure latch system offers excellent sealing.
- Inside the Sea-Doo Switch the cooler can be installed length or width wise to fit your needs.



LinQ 8.5 US gal (32 L) Insulated Tote Bag

All Switch models
295101247

- 8.5 US gal (32 L) of thermal insulated, soft-sided storage.
- Quick, easy and secure LinQ system installation.
- Single day use soft cooler.
- Water-resistant construction.
- Robust outer material for durability with a modern look.
- Carry handles and removable shoulder strap for easy transport to and from the water.
- Featuring inside pockets, zipped pockets and adjustable carry straps on each side to store a towel.
- Collapsible if not fully packed with straps on both sides.
- Can contain eighteen 355 ml cans.
- Dimensions: 15.5" L x 8" W x 18.5" H.



Quick-Attach 18 US gal (68 L) Cooler

All Switch models
295101304

- 18 US gal (68 L) capacity.
- Using Switch quick-attach tile for fast, easy, secure storage.
- High-quality injection molding impact-resistant polypropylene outer shell for exceptional durability.
- High-quality insulation for optimal ice retention.
- Rigid handles make transportation easy.
- Horizontal locking handles allows installation of LinQ Lite accessories.
- Drain plugs at the bottom to evacuate water.
- New ergonomic and secure latch system offers excellent sealing.
- Possibility to lock the cooler with a padlock.



LinQ 5.3 US gal (20 L) Cooler

All Switch models
295101257

- LinQ-mounted for fast, easy and secure storage.
- Locks in place with just a quarter turn.
- High-quality insulation for optimal ice retention.
- Keeps ice cold for 5 days.
- Rotomolded construction for exceptional rigidity and durability.
- Sealed lid for airtight, weather-tight closure.
- Rigid handles make transportation easy.
- Horizontal locking handles allow for installation of LinQ Lite accessories.
- Marinized hardware suited for saltwater applications.
- Holds thirty-four 355 ml cans.
- 5.3 US gal (20 L) capacity.
- Exterior dimensions: 21" L x 15" W x 14" H (52 cm L x 38 cm W x 35 cm H)
- Interior dimensions: 15" L x 10" W x 9" H (39 cm L x 26 cm W x 23 cm H)

Note: Cannot be mounted on the LinQ Stackable Fuel Caddy.



Livewell Conversion Kit for Switch

All Switch models (except Switch Compact and Switch Sport Compact)
295101305

- Converts your Switch to turn the Quick-Attach 18 US gal (68 L) Cooler into a livewell.
- Integrated pump constantly feeds fresh water into the reservoir keeping your bait alive all day.
- Includes piping to send water to the tile and the return line.
- Modified tile with quick-connect system for water inlet and outlet.
- Foam under the molded tile to allow water pipes to pass through.
- Mounting hardware included.
- Also requires the Livewell Conversion Kit for Quick-Attach 18 US gal (68 L) Cooler (295101344) to convert the Quick-Attach Cooler - 68 L (295101304) into a livewell.



Livewell Conversion Kit for Quick-Attach 18 US gal (68 L) Cooler

All Switch models (except Switch Compact and Switch Sport Compact)

295101344

- Converts your Quick-Attach 18 US gal (68 L) Cooler into a livewell.
- Includes:
 - Water piping to connect into the modified tile.
 - A cleaning gun and hose.
 - Rigid tubes to maintain the water level in the livewell.
 - A transport bag.
- Also requires the Livewell Conversion Kit for Switch (295101305) to convert the Quick-Attach Cooler - 68 L (295101304) into a livewell.



Driver Seat Storage

All Switch models

295101193

- LinQ Nano system ready.
- Additional storage on the back of the driver seat.
- Store small items like wallet, cellphone, cap and LinQ Lite Multipurpose Bag (295101154).
- Same fabric as Quick-Attach Switch Seats (295100982), marine-grade vinyl.



LinQ Lite Cup Holder

All Switch models

715009406

- Keep your beverage within reach no matter where you're sitting on your Switch.
- Flexible fins adjust to various beverage container sizes to hold most securely.
- No permanent installation point means you're free to move it almost anywhere.
- Toolless placement, easy to move from place to place.
- Can be installed in the designated mounting points on the Adjustable Table, on the vehicle railing and on the Seat Corner Backrest.
- Installation on the railing requires LinQ Lite Holder for rail (295101002).
- Installation on the Seat Corner Backrest requires LinQ Lite Holder for backrest (295101044) when not standard on.



LinQ Lite 2.6 US gal (10 L) Console Bag

All Switch models

295100985

- Compact splash-proof bag keeps contents safe and dry.
- Conveniently out of the way when stored on the front of the console, on the Seat Corner Backrest and on the railing.
- Bright yellow inner liner with removable divider makes items easy to organize and find quickly.
- Mesh pocket keeps smaller items easily accessible.
- Integrated vehicle key holder provides convenient storage for the D.E.S.S key when not in use.
- 2.6 US gal (10L) capacity.



LinQ Lite Stemware Holder

All Switch models

295101079

- Keep your beverage upright and within reach, no matter where you're sitting on your Switch.
- Funnel-shaped cup holders secure various beverage container sizes.
- No permanent installation means you and your beverage are free to roam.
- Can be installed in the designated mounting points on the Adjustable Table, on the vehicle railing and on the Seat Corner Backrest.
- Sold in pairs.



LinQ Lite 7.8 US gal (30 L) Canvas Bag

All Switch models

295100986

- Weatherproof 30 L storage capacity.
- Smartly secures on perimeter railing and on the Seat Corner Backrest to maximize floor space.
- Toolless installation in seconds with LinQ Lite clip-in system.
- Easily place or remove bag in storage location with a push or pull.
- Features zippered and magnetic top closure for quick access if needed.
- Dedicated compartment for storing boat registration, license and other important documents, plus dedicated D.E.S.S.™ key holder.
- External side pocket for easy access to small items.
- Dimensions: 13" L x 9" W x 22" H.



LinQ Lite 8.5 US gal (32 L) Ventilated Bag

All Switch models
295101089

- 32 L (8.5 gal.) of UV resistant storage. Maximizes floor space by conveniently storing anywhere along perimeter railing or seat corner backrest.
- Toolless install with push or pull thanks to LinQ Lite clip-in system. Magnetic top closure enables quick access for frequent items, plus two water bottle side pockets.
- Dimensions: 13" L x 9" W x 22" H.



Thermal Insert for LinQ 2.6 US gal (10 L) Modular Cargo Box

219401110

- Insulated liner.
- Fits very well in the LinQ 2.6 US gal (10 L) Modular Cargo Box.
- Can contain five 473 ml cans or six 355 ml cans.
- Keeps ice cold for one day.
- Interior dimensions: 17" L x 9" W x 2½" H (43cm L x 23 cm W x 7 cm H).



LinQ 10.6 US gal (40 L) Roll-Top Bag

All Switch models
715008110

- LinQ Roll-Top Bag offers 10.6 gal (40 L) of fully waterproof adjustable storage for your essentials.
- Its roll-top design secures your gear snugly, while a heavy-duty rigid plastic base and foam-lined bottom offer additional protection for the long haul.
- An integrated handle allows for easy transportation on or off the vehicle.
- Equipped with Marineized LinQ Hardware Kit.
- Dimensions: 14" L x 19" W x adjustable H.



LinQ 5 US gal (20 L) Modular Cargo Box

All Switch models
715007112

- 5.2 US gal (20 L) of hard-sided modular storage capacity.
- Dimensions: 19" L x 12½" W x 9" H (49.5 cm L x 32.3 cm W x 23.5 cm H).
- Heavy-duty construction with weather-resistant sealed lid.
- Additional LinQ Modular Box (715005494) can be stacked on top for the ideal storage solution.
- Requires LinQ Base Installation Kit (295101009) to stack a LinQ 2.6 US gal (10 L) Modular Cargo Box.
- Capable of mounting in multiple LinQ attachment locations for added convenience.



LinQ 2.6 US gal (10 L) Modular Cargo Box

All Switch models
715005494

- 2.6 US gal (10 L) of hard-sided modular cargo capacity.
- Heavy-duty construction with weather-resistant sealed lid.
- Stackable with an additional LinQ Modular Box (715005494, 715007112) or LinQ Roll-Top Bag (715008110) for expanded storage.
- Capable of mounting in multiple LinQ attachment location for added convenience.
- Dimensions: 19" L x 12½" W x 5" H (48 cm L x 32 cm W x 13 cm H).



LinQ 7.8 US gal (30 L) Modular Cargo Box

All Switch models
715006830

- 7.8 US gal (30 L) of hard-sided modular storage capacity.
- Dimensions: 19" L x 12½" W x 14" H (49.5 cm L x 32.3 cm W x 35 cm H).
- Heavy-duty construction with weather-resistant sealed lid.
- Cannot be installed on LinQ Vertical Support (295100931).



LinQ 3.8 US gal (14.5 L) Stackable Fuel Caddy

All Switch models
295100950

- Quickly and easy, secure installation with the LinQ accessory system.
- No-spill spout designed for easy pouring.
- 3.8 US gal (14.5 L) capacity.
- Allows for added storage by stacking LinQ 10.6 US gal (40 L) Roll-Top Bag (715008110).
- Marinized for saltwater use.
- Dimensions: 13" L x 19" W x 9" H.

Note: Fuel caddies cannot be stacked. Stacking accessory requires LinQ Base Installation Kit (295101009).



LinQ 5 US gal (20 L) Fuel Caddy

All Switch models
715007822

- Quick, easy and secure LinQ system installation.
- Spill-free spout for easy use.
- 5 US gal (20 L) capacity.
- Meets new Flame Mitigation Device (FMD) standard.
- Dimensions: 12" L x 19" W x 12" H.



LinQ Base Installation Kit

Fits LinQ Stackable Fuel Caddy
295101009

- LinQ Base Kit allows select Sea-Doo LinQ accessories to be stacked on top of the LinQ 3.8 US gal (14.5 L) Stackable Fuel Caddy (295100950).
- Includes 2 LinQ bases and marinized hardware for quick install.



LinQ Vertical Support

All Switch models
295100931

- Industry-first storage solution using watercraft rails as storage space with integrated LinQ accessories.
- Maximizes storage space without using up valuable floor space.
- Compatible with most LinQ accessories.
- Versatile modular design allows you to quickly change mounting locations as desired.
- Expands storage allowing for secure cargo capacity and added ease of use.
- Toolless installation.

NEW



LinQ Rear Floating Mat Holder

295101366

- Quickly attach and secure a floating mat to the rear deck of your watercraft.
- Installs in seconds with toolless LinQ accessory system.
- Suitable for rolled floating mats up to 28" (71 cm) in diameter.
- Can be paired with another holder for a larger floating mat (Switch models only).
- Holds up to 30 lb (14 kg) in single or dual mode.



LinQ Lite Multi Holder

All Switch models
295100977

- Allows for installation of select LinQ Lite accessories in front of Switch console.
- Capable of mounting on any flat surface such as garage walls for easy accessory storage.
- Five LinQ Lite mounting points allow for versatile storage/hanging options.
- Holds up to three LinQ Lite Cupholders.
- Finished, robust style.
- Includes necessary installation hardware.



Quick-Attach Modular Step Base

Modular Step
295101340

- Compatible with LinQ Modular Step (295101197)
- Compatible with Seat Side Panels.



Quick-Attach Modular Plate

All Switch models
295100775

- Convert any regular Switch quick-attach tile into a LinQ accessory attachment point.
- Allows installation of 16-inch LinQ accessories anywhere by adding the LinQ Modular Tile on a standard Switch floor tile.
- Easily installs and removes in seconds with Switch latching system from the Switch quick-attach tile.
- Compatible with the Sun Pad Backrest.
- Dimensions: 19" x 18".



Cargo Tile with LinQ

All Switch models
295100989

- Instantly adds another LinQ accessory attachment point to your Switch.
- Allows for secure installation of LinQ accessories to eliminate loose items moving around on deck.
- Multiple installation locations, so you decide where your accessories are best stowed.
- LinQ bases retract when not in use for an even floor surface.
- Easy installation replaces regular Switch quick-attach tile.



Modular Step

All Switch models
295101197


- Eases boarding and unboarding of a Switch.
- Same size and construction as a seat base.
- Non-slip top surface.
- Offers additional storage underneath.
- Can convert an existing seat into a LinQ Modular Step.
- Can be installed on LinQ Modular Step Base (295101340).



LinQ Lite Action Camera Holder

All Switch models
295101139

- LinQ Lite attachment system for cameras.
- Provides great vantage points to capture photos and videos.
- Designed to hold devices securely.
- Fast, easy attachment and removal.
- Offers 360-angle positioning for perfect filming and taking photos.
- Requires LinQ Lite Holder for Rail (295101276) for installation on the railing.



LinQ Lite Holder for Rail

All Switch models
295101276

- Create a new mounting point for most LinQ Lite accessories on the Switch rail.
- Can be moved around the railing for added convenience and customization.
- Opens up more valuable floor space by keeping belongings stored on the perimeter of the watercraft.
- Quick and toolless installation.
- Sold in pairs.



LinQ Lite Single Holder

All Switch models

295101022

- Allows installation of most LinQ Lite accessories on any flat surface outside Switch pontoon
- Possible to install on other vehicles, wherever LinQ Lite accessories can be used.
- Ideal storage solution for when LinQ Lite accessories are not in use.

NEW



Set of 3 Watertight Roll-Top Bags

295101448

- 1.3, 2.6 and 5.3 US gal (5, 10 and 20 L) storage capacity.
- Set of three water-resistant bags.
- Roll-top design.
- Easy to fold and store.
- Perfect solution to organize your storage or bags.



LinQ Lite Holder for Corner Backrest

All Switch models

295101044

- Conveniently install LinQ Lite accessories such as LinQ Lite Console Bag or LinQ Lite Cup Holders on Single Seat Corner Backrest.
- Holds up to two LinQ Lite Cupholders or a single LinQ Lite bag.
- Stylish and strong finished look.
- Includes installation hardware.



Dry Bag 2.6 US gal (10 L)

269502121

- Watertight bag.
- Puncture-resistant PVC-coated polyester fiber material.
- Reinforced bottom.



Dry Bag 6.6 US gal (25 L)

269001936

- Watertight bag.
- Puncture-resistant PVC-coated polyester fiber material.
- Reinforced bottom.
- Includes a shoulder strap.
- 420-denier resistant polyester with TPU coating.



Sea-Doo 3.7 US gal (14 L) Cooler Bag

295100965

- 3.7 US gal (14 L) of thermal insulated soft-sided storage.
- Waterproof sealed construction.
- Magnetic top opening for quick access and sure seal when closed.
- Robust outer material for durability with a modern look.
- Carry handles and removable straps for easy transportation to and from the water.
- Outside identification pocket.
- Stows perfectly in the Single Seat underseat storage of all Switch models.
- Can contain sixteen 355 ml cans.
- Keeps ice cold for two days.
- Exterior dimensions: 13" L x 12 1/4" W x 9" H.
- Interior dimensions: 11" L x 12" W x 7" H.



Stainless Barrel Lock

All Switch models

295100936

- Locking mechanism for glovebox, engine access cover and under-deck storage compartment keeps stowed items safe and secure while you're on shore.
- Fully marinized stainless-steel design is corrosion resistant for marine applications.
- Tamper-resistant security locks offer ultimate peace of mind.
- Sold individually, comes with one key.

Fishing Accessories



LinQ Lite Multipurpose Bag

All Switch models
295101154

- Perfect add on to store and organize your fishing equipment or store other items like sunscreen, cellphone, sunglasses and more.
- Toolless installation in seconds with LinQ Lite clip-in system.
- Five external pockets for fast access to small necessities.
- Features one zippered opening.
- Fishing line leader dispenser included.
- Dedicated tacklebox compartment.
- Smartly secures on perimeter railing, on LinQ Lite Holder for Corner Backrest (295101044) or Quick-Attach Fishing Pedestal Seat (295101306) to maximize floor space.
- Dimensions: 16" L x 3.5" W x 10.5" H.



Quick-Attach Fishing Pedestal Seat

All Switch models
295101306

- Optimized for fishing.
- Can be moved around on the Quick-Attach Switch tiles.
- Allows installation of LinQ Lite accessories on each handles on the side of the seat.
- Designed for ease of movement and comfort.
- Adjustable height, 360 rotation.
- Backrest can be folded and used as a working table for fishing rod prep.
- Passenger should sit on it only when the boat is going 5mph or less.



Quick-Access Rod Storage

All Switch models
295101324

- Convenient Quick-Access Rod Storage fits to the rail near the console.
- Can store up to four fishing rods.
- Possibility to lock the system for added security when leaving the boat.



Rail Rod Holder with LinQ Lite

All Switch models
295101308

- Perfect to safely transport your fishing rods to your favorite fishing spots or for trolling.
- Features quick-attachment system with release lever for easy installation onto / removal around the railing for added convenience and customization.
- Firmly holds fishing rod using a molded rubber cap specifically designed to quickly secure or remove the fishing rod using the reel arm.
- Allows installation of a single LinQ Lite accessory.

Biminis, Camper Enclosure and Tops

Double Bimini Top 21'



Double Bimini Top

Double Bimini Top 21' - Switch Sport 21', Switch Cruise 21'
295100962

- Full-length weather and sun protection in a robust, modern design.
- Made of UV and water resistant high-grade marine canvas.
- Double-face lamination for added stability and water protection.
- No top speed limitation on water.
- Capable of being deployed in three stages (front, rear and full coverage).
- Easily deployed and lowered by one person.
- Compatible with the addition of Camper Enclosure.
- Includes canvas and structure.
- Light pole extension (295101048) is required for riding between sunset and sunrise or when visibility is reduced.

295100962

- Provides additional 72" of coverage at the front and 22" at the rear.

Bimini Top Sleeve



Bimini Top Sleeve

Bimini Top standard section (expect Switch Cruise Limited, Switch Fish)
295101136

Bimini Top extended section (expect Switch Cruise Limited, Switch Fish)
295101137

- Sleek, modern storage design protects your Switch Bimini Top.
- Perfect during storage, trailering or cruising with the bimini closed.
- UV- and water-resistant high-grade marine canvas construction.
- Easy one-person installation.
- Requires Bimini Top or Double Bimini Top.
- Requires 295101136 and 295101137 for full protection of a Double Bimini Top.

Double Bimini Top Sleeve



NEW



Pop-Up Changing Room And Emergency Toilet

295101419

- Offers a private space to change clothes or to use the emergency toilet.
- Comes with a storage bag that can hold the privacy curtain and emergency toilet.
- Can be quickly installed to any bimini structure with simple strap attachments.
- Zippered opening for easy access.
- Dimensions once open : 30" L x 30" W x 80" H (76 cm L x 76 cm W x 203 cm H).
- Stows easily in under-seats compartment.



Light Pole Extension

All Switch models
295101048

- Required when the Double Bimini is installed, between sunset and sunrise, or when visibility is reduced.
- Indicates watercrafts position and orientation, especially with respect to other vessels, when the Double Bimini top is installed.
- Connects and installs easily the same way as the standard navigation light.

NEW Front Dodger 21'



NEW

Front Dodger

21'
295101418

- Acts as a windshield for your Switch pontoon.
- Heavy-duty, UV-resistant polyester canvas protects from rain and wind when traveling or changing locations.
- Stows in the bimini top storage compartment to optimize on-board layout.
- Can be used at speeds up to 35 mph (56 km/h).
- Does not alter the field of vision.
- Toolless and quick to install and remove in less than 10 minutes.

Camper Enclosure 21'



Camper Enclosure

Camper Enclosure 21' - Switch Sport 21', Switch Cruise 21', Switch Cruise Limited 21' (except Limited with Double Bimini Top)

295101004

- Add full protection from weather, bugs and other elements.
- Full field of view when in use is unmatched in the marine industry.
- Next-level innovation offers exceptional ease of use.
- Labeled installation sections eliminate guesswork during assembly.
- Bug netting defends against insects while allowing air flow.
- Under-roof pockets cleverly store canvas and panels when not in use.
- Zippered closure system.
- Railing clip system provides effortless installation without the use of hard snaps.
- Light pole extension (295101048) is required when riding between sunset and sunrise, or when visibility is reduced.

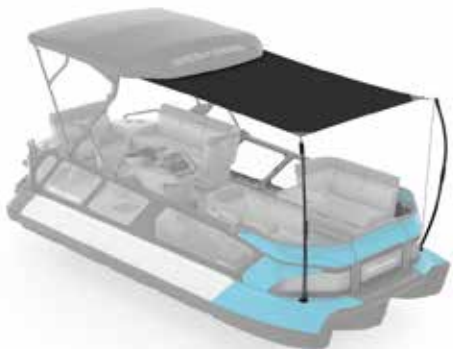
295100823

- Requires the Double Bimini Top (295100823) for installation (sold separately).

295101004

- Requires the Double Bimini Top (295100962 or 295101424) for installation (sold separately).

Sunshade Extension 21'



Sunshade Extension

Sunshade Extension 21' - Switch Sport 21', Switch Cruise 21', Switch Cruise Limited 21', Switch Fish 21' (except Limited with Double Bimini Top)

295101285

- Shaded paradise at the forefront, this removable sunshade provides a covered bow seating area.
- High-quality lightweight canvas stands up to UV rays and resists mold and mildew.
- Easy toolless installation. Stores in the included storage bag when not in use.
- Conveniently clips to Bimini Top for full deck coverage.
- Includes poles, canvas, ropes and installation bases.

**Not for use at speeds greater than 5 mph (8 km/h).*

Audio, Electronics & Electrical



Fourth JL Audio System Table

Switch Cruise Limited
295101214

- 10.25" Colour Touchscreen Display is pre-programmed to optimize sound quality.
- Two High performance 6.5" JL Audio speakers feature a long-throw woofer design and excellent power handling for amazing sound at speed, or lounging at rest.
- The 10" JL Audio subwoofer with long-throw capability delivers tremendously rich bass performance with complete clarity from compact, shallow-depth enclosure.
- JL Audio amplifier delivers very clean, high power output to drive speakers and subwoofer.
- Complete audio-visual experience with Bluetooth controlled RGB LED lighting.
- Built within Switch corner table for a seamless integration and provides multi-function with cup holders and USB ports.
- Reliable and durable marine-grade construction, all components are resistant to corrosion and elements.
- Addition of High Capacity Battery Holder and Harness Kit (295100966) highly recommended.



JL Audio Harness Adaptor

All Switch models (2024 and up, except Switch Cruise Limited)
295101215

- Used when boat is not equipped with 10.25" Colour Touchscreen Display.
- The standard JL Audio head unit will control volume at stern, bow and sub independently.
- Compatible with both two table and four table setups.



Two JL Audio System Tables

All Switch models (2024 and up, except Switch Cruise Limited)
295101421

- Four High performance 6.5" JL Audio speakers feature a long-throw woofer design and excellent power handling for amazing sound at speed, or lounging at rest.
- The 10" JL Audio subwoofer with long-throw capability delivers tremendously rich bass performance with complete clarity from compact, shallow-depth enclosure.
- Two JL Audio amplifiers deliver very clean, high power output to drive speakers and subwoofer.
- Complete audio-visual experience with Bluetooth controlled RGB LED lighting.
- Built within Switch corner tables for a seamless integration and provides multi-function with cup holders and USB ports.
- Reliable and durable marine-grade construction, all components are resistant to corrosion and elements.
- JL Audio Harness Adaptor (295101215) required for JL head unit when boat is not equipped with 10.25" Colour Touchscreen Display.
- Addition of High Capacity Battery Holder and Harness Kit (295100966) highly recommended.



BRP Audio System

All Switch models (except Switch Cruise Limited)
295101275

- Fully integrated Bluetooth audio system.
- Two high performance 6" speakers and amp deliver 100 watts of crisp, clear audio.
- Speakers located at front and rear of console for surround sound-like coverage.
- Console-mounted control pad for easy access.
- Fully watertight and corrosion resistant, built to withstand harsh outdoor conditions and saltwater.



BRP Premium Audio System

All Switch models -Two 6.5" speakers with 10" subwoofer, two amplifiers and one harness
295100967

All Switch models - Two 6.5" speakers
295101013

- Includes four 6.5" speakers, 10" subwoofer and two amplifiers calibrated by JL Audio.
- Must order both sku's (295100967 & 295101013) for a complete kit.
- High performance 6.5" JL Audio speakers feature a long-throw woofer design and excellent power handling for amazing sound at speed, or lounging at rest.
- The 10" JL Audio subwoofer with long-throw capability delivers tremendously rich bass performance with complete clarity from compact, shallow-depth enclosure.
- Two JL Audio amplifiers deliver very clean, high power output to drive speakers and subwoofer.
- Complete audio-visual experience with Bluetooth controlled RGB LED lighting.
- Built within Switch corner tables for a seamless integration and provides multi-function with cup holders and USB ports.
- Reliable and durable marine-grade construction, all components are resistant to corrosion and elements.
- Right side includes two 6.5" speakers with 10" subwoofer, two amplifiers and harness.
- Left side includes two 6.5" speakers.



Fish Finder and Depth Finder
Garmin® GT15M-IH Transducer

All Switch models
295100972

- Garmin's GT15M-IH In-Hull Mid-Band CHIRP Transducer provides accurate depth readings even at high speed.
- Ideal for watercraft where you want to install the transducer inside a fiberglass hull and not on the transom.
- It can be used with a hull dead rise angle between 0 and 25 degrees and is excellent for watercraft traveling at high speeds.
- In-hull installation, no need to drill through the vessel; no drag.
- The 8-pin transducer with 1 plastic tank features mid-band CHIRP traditional sonar (85-165 kHz) and has a power rating of 600 W.
- Requires Garmin® ECHOMAP™ GPS.



Depth Finder

All Switch models
295100872

- Display the water depth below the hull.
- Plug-and-play connection.
- Intergrates depth display into gauge menu.
- Does not require Garmin ECHOMAP GPS screen for installation.



Garmin® ECHOMAP™ UHD2 72sv
GPS

All Switch models (2024 and up)
295101242

- Bright, sunlight-readable 7" (17.8 cm) touchscreen.
- GPS support included for installation.
- Transducer not included, provides GPS function only.
- Features a quick-release bail mount for quick installation and removal.
- Preloaded worldwide basemaps and compatible with Bluechart® G3 coastal charts (sold separately).
- Share data and maps with select ECHOMAP devices on your network.
- Use built-in Wi-Fi® to pair with the free ActiveCaptain™ app for access to OneChart™, smart notifications¹, Garmin Quickdraw™ Community data and more.
- Requires Harness (278003684) if installed along with other electrical accessories.



Front Docking Lights

All Switch models
295101083

- Perfect low-light visibility for docking or loading at dusk.
- Low/high-beam intensity.
- Fixed bow-mounted installation.
- Control Switch installed on console.
- Requires Harness (278003684) if installed along with other electrical accessories.



10.25" Colour Touchscreen
Protector

Vehicle equipped with 10.25 in. Colour
Touchscreen Display
860202680

- Tempered glass – 0.3 mm thick.
- 9H hardness for tough protection.
- 100% bubble free adhesive.
- Anti-scratch, anti-glare and anti-fingerprint.
- Maintains 99.99% clarity.
- Easy to clean.
- Includes cleaning tools: wet wipe, dry wipe, dust absorber and soft cloth.



Rear Underwater Lights

All Switch models
295101327

- Perfect visibility in low light conditions at dusk and in foggy conditions.
- The soft glow emits a pleasant atmosphere on your boat.
- Low/high-beam intensity.
- Stern underwater installation.
- Control Switch installed on console.
- Requires additional Harness (278003684) if installed along with other electrical accessories.



Heated Grips

All Switch models

295100812

- Heated handlebar grips keep hands warm on cool rides.
- Five pre-set heat levels for optimal comfort.
- Replace existing grips with easy, slip-on design.
- Sea-Doo's renowned integrated palm rest design.
- Specially designed for marine conditions.
- Requires Harness (278003684) if installed along with other electrical accessories.



High Capacity Battery Holder and Harness Kit

All Switch models (except Switch Fish)

295100966

- Allows you to install a Group 27 AGM battery that will give you the extra juice you'll need to power auxiliary electrical components like a sound system or GPS.
- Includes all necessary wiring and battery holder.
- Required Group 27 AGM battery not included.



Battery Upgrade and Cut-Off Switch kit

All Switch models (2023 and prior)

295101330

- Increases audio listening time when stopped on the water and allows GPS and Fish Finder usage.
- MasterSwitch upgrade ensures less battery drainage.
- Helps prevent battery to die during long time storage.
- Specific upgrade for 2022 and 2023 Switch models.
- Does not include 32 Ah battery.



Ski and X Package Module

Switch, Switch Cruise (except Switch Cruise Limited 21')

295100857

- One module that includes both Ski and X Package functions:
- Activates ski mode: Offers a choice of different preset acceleration curves for the perfect launch every time when towing a skier or wakeboarder, plus steady tow speed.
- Activates X package functions on gauge.
- See X Package Module description to find out which X features it unlocks on your vehicle.
- User-friendly interface on gauge.
- Simple plug-in connection.
- Standard on Switch Sport models.
- Includes hardware necessary for installation.



Double Battery Kit with Battery Charger

All Switch Models (Except Switch Fish and 13' models)

295101482


Double Battery Kit:

- Give you at least 4 hours of listening without engine running.
- Replaces original battery.
- Includes batteries enclosure, breaker and electrical harnesses.
- We recommend using two group 27 battery 296000465 (sold separately).
- Requires Battery Upgrade & Cut-Off Switch Kit (295101330) for installation on 2022 and 2023 models.

Battery Charger:

- Fully automatic 20 A double bank battery charger.
- Charges and maintains large batteries.
- Microprocessor controlled multi-stage charging for added precision, safety and battery life.
- Auto-voltage detection.
- Automatically detects 6 or 12 volts batteries.
- Cap and owner's manual.
- Float mode monitoring automatically maintains optimum battery charge.
- Reverse hook-up protection helps protect battery and charger from damage.
- Meets the highest industry standards for energy.
- Includes : 20 Amp double bank battery charger and owner's manual.

Flooring Accessories



Sun Pads

All Switch models
281300781 Rectangle

All Switch models
281300780 Corner

All Switch models
281300782 Square

-
- Provides the perfect place for relaxing in the sun with friends.
 - 20mm pad thickness offers seat-like comfort.
 - Water-resistant material won't absorb water.
 - Durable, high-quality material is easy to maintain and resists fading, stains, mildew, as well as wear and tear.
 - Secured in place with plastic hooks, over-molded with polyurethane material for easy install and removal.
 - Customizable configuration with the Switch tile system.
 - Sold individually.

Furniture & Seating

NEW



BBQ Table with LinQ Lite

295101351

- Offers flexibility, comfort and convenience with different positioning options.
- Can be used as a service table or to put a marine grill (recommended model: Magma A10-703 & adaptor: T10-321).
- Easily installs with Switch locking mechanism in three locations: front or rear of the Switch, or on the swim platform.
- Four LinQ Lite mounting points increase versatility and usable space by allowing LinQ Lite Cup Holders or LinQ Lite Multipurpose Bag to be mounted on the side of the table.
- Stows easily in under-deck compartments.
- Height: 30" (76 cm).
- Dimensions: 24" x 15" (61 cm x 38 cm).

NEW



Rail Service Table

295101357

- Offers flexible comfort and convenience in a variety of positions.
- Quickly change mounting locations on the rails as desired.
- Can be positioned inwards or outwards to maximize space inside the boat.
- Four LinQ Lite mounting points increase versatility and usable space by allowing LinQ Lite Cup Holders or LinQ Lite Multipurpose Bag to be mounted on the side of the table.
- Stows easily in under-deck compartments.
- Dimensions: 24" x 15" (61 cm x 38 cm).



Adjustable Table

All Switch models

295100784

- Offers flexible comfort and convenience in a variety of adjustable heights and positions.
- Textured tabletop pattern adds grip to table surface to help items stay in place.
- Four cup holders to securely hold most size of beverages.
- Easily installs with Switch locking mechanism in 3 locations: Front or rear of the watercraft, or on the swim platform.
- Top portion can also be used without pedestal when installed between two seats.
- Two LinQ Lite mounting points increase versatility and usable space by allowing LinQ Lite cup holders to be mounted on the side of the table.
- Dimension: 22" x 18".
- Maximal height: 29" retractable to: 20".



Quick-Attach Corner Table

All Switch models

295101052

- Convenient corner table with 2 cup holders adds storage and versatility to overall floor plan.
- Multiple layout configurations thanks to exclusive Switch latching system.
- Easily removes in seconds to add more open floor space when desired.
- Easy-to-clean surface and perfect match for Switch modern look. Sport Railing Backrest must be removed for installation on Switch Sport models.



Quick-Attach Single Seat

All Switch models

295100982

- Comfortable, versatile seat for one passenger.
- Capable of moving around the deck for a variety of layouts.
- Toolless installation and removal with the Switch latching system.
- Available handle adds security for bumpy rides.
- Marine-grade vinyl is easy to clean and stands up to sun and weather.
- Can be installed on the Multi-surface Switch Modular Deck (sold separately) for use outside your Switch.
- Seat Corner Backrest and Seat Side Panels can be added (sold separately) for a more finished layout.



Seat Side Panel

Single Seat

295101047 Right

Single Seat

295101046 Left

- Closes the underseat storage space for a closed storage compartment.
- Seamless integration and easy installation. Right Hand Side.



Seat Corner Backrest

Single Seat
295100970 Right

Single Seat
295101045 Left

- Create a corner seat or complete a longer bench for more seating.
- Padded lateral support provides optimal comfort.
- Available in both right- and left-handed orientation to fit your needs.
- Must be mounted to the side of a Switch Single Seat.
- Features a LinQ Lite Holder for Corner Backrest (295101044) that allows the installation of LinQ Lite accessories.



LinQ Lite Holder for Corner Backrest

All Switch models
295101044

- Conveniently install LinQ Lite accessories such as LinQ Lite Console Bag or LinQ Lite Cup Holders on Single Seat Corner Backrest.
- Holds up to two LinQ Lite Cupholders or a single LinQ Lite bag.
- Stylish and strong finished look.
- Includes installation hardware.



Driver Seat Bolster

Driver Seat
295101007

- Flip-up bolster adds 7 inches to driver seat for higher seating position.
- Perfect ergonomics for captain over longer rides.
- Marine-grade vinyl-coated polyester resists cracking, stains and mildew.
- Quick, easy installation.
- Standard on Switch Sport and Cruise models.



Soft Armrest with Cup Holder

269003781

- Adds comfort plus a convenient cup holder for your beverage.
- Ideal height for arm support while laying on the Sport Lounge.
- Easy installation.



Watersport Accessories



Wakeboard Holder

All Switch models
295100932

- Easy, safe onboard storage for your wakeboard.
- Rail-mounted installation saves valuable floor space.
- Robust quick-install system offers can be installed in a variety of locations for ultimate convenience.
- EVA foam cushion protects board edge while underway.
- Adjustable strap accommodates most sizes and styles of wakeboards and wakeskates.
- Sold individually, each rack holds one wakeboard.



Rearview Mirror

Switch models with Bimini Top
295100934

- Ideal solution for rearview sight while towing.
- Adjustable height and angle for the perfect view.
- Wide angle mirror reduces blind spots.
- Folds up when not in use.
- High-quality mirror for an undistorted view.
- Securely clamps to the Bimini Top structure.
- Dimension: 4.4" x 9".



Wake and Ski Pylon

All Switch models
295100971

- High-rise tow pylon for the perfect ski or board pull.
- Raises tow point by 23 3/4" (60cm) to keep rope out of the water and provide optimal pull angle.
- Easy install and removal.
- Profiled tube made of extruded high-strength aluminum.



Rearview Mirror

Switch models without Bimini Top
295100777

- Ideal solution for rearview sight while towing.
- Adjustable height and angle for the perfect view.
- Wide angle mirror reduces blind spots.
- Folds up when not in use.
- High-quality mirror for an undistorted view.
- Rail installation on Switch models without Bimini top
- Dimension: 4.4" x 9".



Quick Adjust Handlebar

All Switch models
295101196

- Move your steering up and down with this Quick Adjust Handlebar for added comfort.



LinQ Rear Floating Mat Holder

All Switch models
295101366

- Quickly attach and secure a floating mat to the rear deck of your watercraft.
- Installs in seconds with toolless LinQ accessory system.
- Suitable for rolled floating mats up to 28" (71 cm) in diameter.
- Can be paired with another holder for a larger floating mat (Switch models only).
- Holds up to 30 lb (14 kg) in single or dual mode.



Shock Tube

295100662

- Protects passengers from ski rope kick-back and keeps it away from impellers.
- Durable nylon covered closed-cell foam.



Quick Attach Inflatable Holder

Switch Cruise and Sport 18', Switch Cruise and Sport 21', Switch Cruise Limited 21'
295101050

- Gives you a secure place to stash your tube without having to deflate it first.
- Positioned outside of the boat, it stays out of the way while not in use.
- Adjustable straps accommodate most sizes and shapes of inflatables.
- Standard on Switch Sport Models.

Docking & Anchoring



LinQ Lite Fender Kit

All Switch models
295101277

- Optimal protection for watercraft while docking.
- Full adjustable height to fit any dock.
- High-quality, marine grade vinyl construction withstands dock impacts, resists sun fading and cracking.
- Easy to inflate to maintain proper air pressure.
- Unique LinQ stowage when not in use stores vertically on rail out of the way.
- Fast, easy LinQ installation.
- Includes two LinQ Lite Fenders, two LinQ Lite Holder for rail and ropes.
- Dimensions: 20-inch length, 7-inch diameter.
- Colour: Grey



Rear Underwater Lights

All Switch models
295101327

- Perfect visibility in low light conditions at dusk and in foggy conditions.
- The soft glow emits a pleasant atmosphere on your boat.
- Low/high-beam intensity.
- Stern underwater installation.
- Control Switch installed on console.
- Requires additional Harness (278003684) if installed along with other electrical accessories.



Speed Tie

All Switch models
295100778

- The ultimate mooring line management system that frees up storage and floor space.
- Convenient, easy-access secure docking solution, fully integrated rope management system.
- $\frac{3}{8}$ " (10 mm) double braided rope, 20' (6 m) at front and 20' (6 m) at rear.
- Installs at pontoon cleats.
- Up to four speed ties per pontoon. One kit each side.
- Sold in pairs.



Anchor Kit

295100821

- Optimal anchoring solution for Switch watercraft for mooring in mud, sand, gravel and rock bottoms.
- Easily stowes in dedicated Integrated Anchor Storage.
- Specifically designed for Switch watercraft weight and dimensions for exceptional holding power.
- Vinyl-coated anchor and chain resist rust.
- Kit includes: Anchor (8 LB), $\frac{3}{8}$ " x 100' marine-grade black nylon rope with two stainless-steel shackles and $\frac{1}{4}$ " x 4' high-quality PVC-coated chain.



Front Docking Lights

All Switch models
295101083

- Perfect low-light visibility for docking or loading at dusk.
- Low/high-beam intensity.
- Fixed bow-mounted installation.
- Control Switch installed on console.
- Requires Harness (278003684) if installed along with other electrical accessories.



Mooring Rope

295100825

- Shock-cushioned nylon rope ideal for mooring your Switch.
- 25-foot length.
- High durable, high strength.

Boating Essentials



Paddle

295101192 Black

- Lightweight retractable paddle.
- Versatile T-handle provides grip and doubles as a docking hook.
- Floats for added peace of mind.
- Easily disassembled for quick stowage - storage strap included.
- Extends from 69" - 87" (174 cm - 222 cm).



RF Programmable D.E.S.S.™ Key

All Switch models
278003400 Yellow

All Switch models
278003401 Green (Learning Key)

- Digitally Encoded Security System (D.E.S.S.) key's ball-and-socket design provides riders with easy and quick starts every time.
- Anti-theft technology: the key communicates with the vehicle wirelessly, so the vehicle starts only when the key code matches the vehicle, for ultimate peace of mind.
- The RF Programmable D.E.S.S. Key can also be programmed to limit the speed of the boat, enabling first time users and less experienced operators to learn how to operate it while gaining the necessary confidence and control.
- Colour options facilitate the differentiation between the programmed keys.
- Can be used as replacement key or second key.



Whistle

295500554

- "Pea-less" whistle.
- Produces an extremely loud, high, penetrating sound that can be heard over long distances.
- Unaffected by water; just clear with one quick blow.



Key Bracelet

RF Programmable D.E.S.S.™ Key
278004088

- Bracelet only.
- RF Programmable D.E.S.S.™ Key sold separately.



Safety Equipment Kit

295100330

- This kit includes all the essentials for your watercraft.
- 50' (15 m) of buoyant heaving line, bailer, whistle and watertight flashlight.



Registration Kit

All Switch models
295100631

- High-quality UV-resistant registration kit.
- 4" (10.2 cm).
- Easy to install without deformation, with a glue that will adhere to all surfaces.
- Meets mandatory regulations for height and size and international laws.



PWC Parts & Maintenance

PWC Parts & Maintenance

Maintenance Checklist	104
Utility Equipment	104
Body Frame	104
Engine Cooling	104
Drive	105
Maintenance Products	107
Oil Change Kit	109
XPS Products	110



Maintenance Checklist



Sea-Doo Operator's Guide

This is a general overview of the main maintenance milestones. Maintenance requirements can differ depending on your exact personal watercraft. Follow the operator's guide for exact maintenance to be performed. Scan the QR code to access the all operator's guides.

1 Get Ready with XPS



Oil Change Kit



Extended Life
Pre-Mixed Coolant



Jet Pump Bearing Grease

2 Have You Checked These This Season?



Spark Plugs



Battery



Wear Ring



Impeller



Anodes



Carbon Ring

Utility Equipment



Yuasa Battery

410301203

- Yuasa battery YTX20L (18 Ah).
- Factory-activated.
- Maintenance-free.
- AGM construction.



Lift Kit

295100758

- Accurately lifts and positions your watercraft with a lift kit of nylon webbing and vinyl-coated steel lift plates.
- Lifting capacity of 1,200 lb (544 kg).
- Allows lifting from both straight and angled positions.

Engine Cooling



Supercharger Repair Kit

Fits all 215, 255 and 260 hp models
420881102

- Complete kit to rebuild your supercharger.
- Made of quality Sea-Doo genuine parts and metal washers to increase reliability.

Body Frame



Sacrificial Anodes

Outside diameter: 26 mm. Height: 6 mm
271001920

Outside diameter: 26 mm. Height: 13 mm
271001813

1/4-18 NPT Anode for intercooler on models 260 and 300 hp (2016 and up)
271001942

- Sacrificial anodes are specifically designed to protect parts of your personal watercraft that are underwater from galvanic corrosion.
- Like the name implies, they essentially "sacrifice" themselves by absorbing the electrochemical process of corrosion to prevent metal components like the impeller, jet pump nozzle or engine from being "eaten away" instead.
- Galvanic corrosion can cause major damage if not controlled.



Front and Rear Deck Hardware Upgrade Kit

Spark
295100849

- Includes 31 washers for front and rear deck, plus one extra washer.
- Sturdy stainless-steel washer kit directly replaces the original plastic deck washers.
- Provides an awesome cosmetic upgrade along with increased durability.
- Precision-machined washers are electropolished, providing excellent fit and finish.
- A must for repeatedly removing and replacing your deck for regular maintenance and inspection.



Main Deck Hardware Upgrade Kit

Spark
295100848

- Includes 22 washers for main (center) engine access deck, plus one extra washer.
- Sturdy stainless-steel washer kit directly replaces the original plastic deck washers.
- Provides an awesome cosmetic upgrade along with increased durability.
- Precision-machined washers are electropolished, providing excellent fit and finish.
- A must for repeatedly removing and replacing your deck for regular maintenance and inspection.

Drive

IMPELLERS



- High performance impellers designed specifically to enhance engine performance and calibration.
- Offer perfect fit with wear ring and driveshaft components.

ENGINE	MODEL	YEAR	SKU
60/90	Spark	2014 and up	267000948
	GTI	2017-2019	267000919
	GTS		
	GTI SE 90	2020 and up	267001046
	GTI 90		
130/155	GTI 130 & 155 GTI SE 130 & 155 GTS 130	2009-2019	267000940
	GTI 130 GTI SE 130	2020 and up	267001044
	GTI Pro GTX Pro	2020/2021	267001076
	Wake 155	2011-2017	267000940
		2018-2019	267001019
	GTX 155 GTX S 155	2011-2017	267000943
		2018-2019	267001019
	FishPro 155	2019	267001019
	FishPro Scout 130	2022	267001044
170	GTI SE 170 GTX 170 Wake 170 FishPro 170 FishPro Sport 170 FishPro Trophy 170	2020 and up	267001076
	GTR 215	2014-2016	267000801
	GTX 215 GTX Limited 215 Wake Pro 215	2011-2016	267000756
	GTR 230 GTX Limited 230 Wake Pro 230	2017-2019	267000957
215	GTX Limited 230 Wake Pro 230	2017	267000954
	GTX 230 GTX Limited 230 Wake Pro 230 RXT 230	2018	267001021
	GTX 230 Wake 230 Wake Pro 230 Explorer Pro 230 GTR 230	2019	267001038
		2020-2021	267001045
	GTX 230 Wake Pro 230 Explorer Pro 230 GTR 230		
230	GTX 230 Wake 230 Wake Pro 230 Explorer Pro 230 GTR 230	2022-2025	267001110
	GTX 230 Wake Pro 230 Explorer Pro 230 GTR 230	2026	267001174
	GTX Limited iS & S 260	2012-2016	267000945
	RXP-X 255	2009-2011	267000994
	RXP-X 260	2012-2015	267000984
255/260	RXT-X 260 RXT iS 255 & 260	2009-2010	267000974
	RXT 260 RXT AS 260 RXT iS 260	2011-2017	267000945
	GTR-X	2024 and up	267001050
	GTX Limited	2016 and up	267000951
300	RXT-X 300	2016-2023	267000951
	RXP-X 300	2016-2020	267000951
	RXP-X 300	2021-2023	267001050
	RXT-X 325 RXP-X 325	2024 and up	267001124

See your certified BRP dealer to match the right parts to your watercraft.

WEAR RINGS



- Simple, cost-effective way to keep the pump system operating like new.
- Restore tight clearance to your impeller.
- Reduce cavitation and recover lost performance caused by a worn ring.

MODEL	YEAR	SKU
Spark	2014-2022	267000925
GTI 90	2017-2022	267000897
GTI SE 90	2017-2018	267000897
GTI Pro	2020	267001036
GTI/GTI SE 130	2009-2022	267000419
GTI SE 155	2009-2019	267000419
GTR 215	2012-2016	267000372
GTR 230 (all models)	2020 and up	267000917
GTR-X 300	2024 and up	267000917
GTS 90	2017-2019	267000897
GTS 130	2011-2016	267000419
GTS Pro 130 (Europe)	2011	267000419
GTS RENTAL 130	2014-2015	267000419
GTX 155	2009-2019	267000419
GTX S 155	2009-2017	267000419
GTX 170	2021-2022	267000419
GTX 215/255/260	2009-2017	267000372
GTX 230	2018	267000372
GTX Limited 230	2019 and up	267000917
	2019-2022	267000917
GTX Limited 300	2016-2022	267000917
GTX Pro	2020	267001036
FishPro Sport, FishPro Scout, FishPro Trophy	2019-2022	267000419
RXP-X (all models, except 300 hp)	2009-2015	267000372
RXP-X 300	2016-2023	267000917
RXP-X 325	2024 and up	267000917
RXT (all models, except 300 hp)	2009-2018	267000372
RXT 230	2019	267000917
RXT-X 300	2016-2023	267000917
RXT-X 325	2024 and up	267000917
Wake 155	2009-2019	267000419
Wake 170	2021-2022	267000419
Wake Pro 215	2011-2016	267000372
Wake Pro 230	2009-2018	267000372
Wake Pro 230	2019 and up	267000917

See your certified BRP dealer to match the right parts to your watercraft.



Top-Loader Intake Grate

Spark
295100845

- Intake grate with unique wing design for enhanced acceleration and top speed.
- Deep side rails improve straight line stability and handling.
- Durable black race coating protects from corrosion.
- IJSBA race legal.
- Pump Seal Kit (295100846) is required to fully unlock the benefits of the grate.



Pump Seal Kit

Spark
295100846

- Location-specific, molded inserts fill voids in intake grate shoe that can bleed air into pump causing cavitation.
- Allows for a positive seal for maximum performance.
- Required when installing the Top-Loader Intake Grate (295100845).



Pro-Series Sponson Kit

Spark
295100847

- Race proven Pro-Series Sponsons will dramatically improve the handling of your watercraft with their superior blade and backing plate design.
- Includes a bulletproof mounting system that features a solid backing plate and four anchor points with billet aluminum inserts in sponson fins.
- Sponson depth is adjustable to control the amount of influence they have on the craft.
- Easy installation, uses original mounting studs.



Stainless Steel Wear Ring

230 hp (2020 and up), 300 hp (2016 and up)
267001060

GTI, GTS, Wake, GTX 130, 155 and 170 (2011 and up)

267000800

Spark
295100649

GTR 215 (up to 2016), RXT and GTX 260 (2009-2017), RXT and GTX 230 (2017-2018), RXT and GTX 215 (2009-2017)
296000431

- Simple, cost-effective way to keep the pump system operating like new.
- Restore tight clearance to your impeller.
- Reduce cavitation and recover lost performance caused by a worn ring.



Anti-Debris Water Intake Grate

GTI, GTS and Wake (2011-2019)
271001948

- Protects jet pump assembly and cooling system by blocking rocks and debris larger than 0.39" (10 mm).
- Helps avoid damage and premature wear of the impeller and the wear ring.
- Also helps reduce algae accumulation.
- Recommended if watercraft usage includes frequent beaching or shallow and swift water riding.
- Expect a slight performance reduction.

Maintenance Products




Salt-Away⁺

295100219 Refill 1 US gal (3.785 L)

295100220 Refill 1 quart (946 ml)

295100218 Concentrate with dispenser 1 quart (946 ml)

- Mixed with water, it washes away the salt and leaves a protective coating on the surface to prevent rust and corrosion.
- Can also be used for trailer wash and maintenance.



Flush Kit

For watercraft that do not yet have a "T" fitting and don't have the threaded water outlet on the ride shoe.

295500068

- A must to help keep your engine corrosion-free and to maximize performance.
- Kit includes all necessary components for a hassle-free flush.
- For watercraft that do not yet have a "T" fitting and don't have the threaded water outlet on the ride shoe.



Salt-Away⁺ - Dispenser Unit

295100221 Dispenser Unit

- Sea-Doo Salt-Away Dispenser Unit attaches between the hose and vehicle to dilute and disperse Salt-Away chemicals into the exhaust system. Add Salt-Away into the reservoir and simply apply water pressure for the system to work.



Flush Adapter

295500473

- For most watercraft models with a threaded water outlet fitting on the ride shoe.



Flush Kit

Spark (standard on 2015 and up models)

295100555

- A must to help keep your engine corrosion-free and to maximize performance.
- Kit includes all necessary components for a hassle-free flush.



Coupler Hose

295500258

- For most watercraft models that already have a "T" fitting.
- Also for watercraft models that use the flush adapter on the ride shoe water outlet.



NGK[®] Spark Plugs

CR8EB
415130795

DCPR8E
715900642

KR9E-G
296000421

KR9EI-8G
296000455

- BRP dealers carry the full line of premium NGK Spark Plugs for Sea-Doo watercraft.
- Cold-rolled threads prevent cross-threading and damage to cylinder heads.
- Trivalent plating eliminates need for anti-seize.
- High-grade alumina silicate ceramic.



Hand Pump with Container

529035880

- Suitable for a range of liquids.



Oil Filter

Rotax 900 ACE engine
420956123 Rotax 900 ACE engine

Rotax 1500 cc or more engine
420956744 Rotax 1500 cc or more engine

- Ask your certified BRP dealer to match the right parts for your watercraft.



Oil Vacuum Tool

295100244

- Safely and easily removes engine oil.
- Activate with a power drill.

Oil Change Kit



How to change
your oil video

Synthetic Oil Change Kit 5W-40

(9779486)

Unmatched Reliability

The most advanced powersport oil designed for exceptional protection and longer engine life.

Convenience

Provides the right amount of oil.
Includes perfect-fit genuine parts.

Cost Savings

Versus buying all the components separately.

All Kits Include:

- 1 XPS oil
- 2 Oil filter
- 3 All service items needed



Oil application
guide

XPS Products



XPS 4T 5W-40 Full Synthetic Oil Change Kit

9779485

9779486

- Ultra-convenient “all-in-one” oil change kit saves time and money.
- Includes XPS Synthetic Oil, oil filter, o-rings and washer.



XPS 2T Racing Synthetic Oil

9779180 1 qt. / 0.946 L

9779181 1 US gal / 3.785 L

- Designed for all fuel injection, carbureted, oil injection or premix 2-stroke personal watercraft.
- Provides low smoke, easy cold starting.
- Ensures maximum protection against corrosion and wear by keeping engine parts lubricated and clean.



XPS 4T 5W-40 Full Synthetic Oil

9779492 1 qt. / 0.946 L

9779493 1 US gal / 3.785 L

- Designed for high performance off-road, on-road and PWC 4-stroke engines, including turbo or supercharged powersports engines.
- Off-road formula with premium anti-wear and anti-corrosion additives.
- Provides superior engine and transmission protection against rust and corrosion even in extreme conditions.
- 1 US gal / 3.785 L (9779493).
- 1 qt / 946 ml (9779492).



Extended Life Pre-mixed Coolant

9779150 1 qt. / 0.946 L

- Antifreeze/Coolant contains the correct dilution and the necessary additives to prevent corrosion and inhibit cavitation in BRP cooling systems.
- Long-life, 5-year formula specially formulated for BRP vehicles.
- Superior heat transfer.
- Ideal replacement for vehicles that normally use a 2-year antifreeze/coolant (green).
- 5 years (orange).



XPS 2T PWC Synthetic Blend Oil

9779466 1 US gal / 3.785 L

- Designed for all fuel injection, carbureted, oil injection or premix 2-stroke personal watercraft.
- Provides low smoke, easy cold starting.
- Ensures maximum protection against corrosion and wear by keeping engine parts lubricated and clean.
- 1 US gal / 3.785 L.
- Other format available: 1 qt / 946 ml.



Synthetic Grease

9779702 14 fl. oz. / 400 g

- Recommended for marine applications. This synthetic grease provides the best wear protection and water resistance available.



Synthetic Jet Pump Oil

9779221 6 fl. oz. / 178 ml

- Synthetic Jet Pump Oil uses a unique combination of synthetic base stocks and additives that allow higher loads, superior shear stability and reduced oxidation compared to other synthetics and conventional API GL-5 oils.
- Recommended for use in Sea-Doo jet pump requiring oil.



Jet Pump Bearing Grease

9779703 3.7 fl. oz. / 110 ml

- Specially made for high performance jet propulsion systems.
- High performance grease formulated to resist and repel water.
- Prevents the spread of surface oxidation, which causes rust and corrosion.



Anti-Corrosive Lubricant

9779701 14 fl. oz. / 400 g

- Multipurpose lubricant that can also be used to prevent rust, corrosion and moisture intrusion.
- It contains extreme pressure additives that work as an all-around lubricant for just about anywhere lubrication is needed.

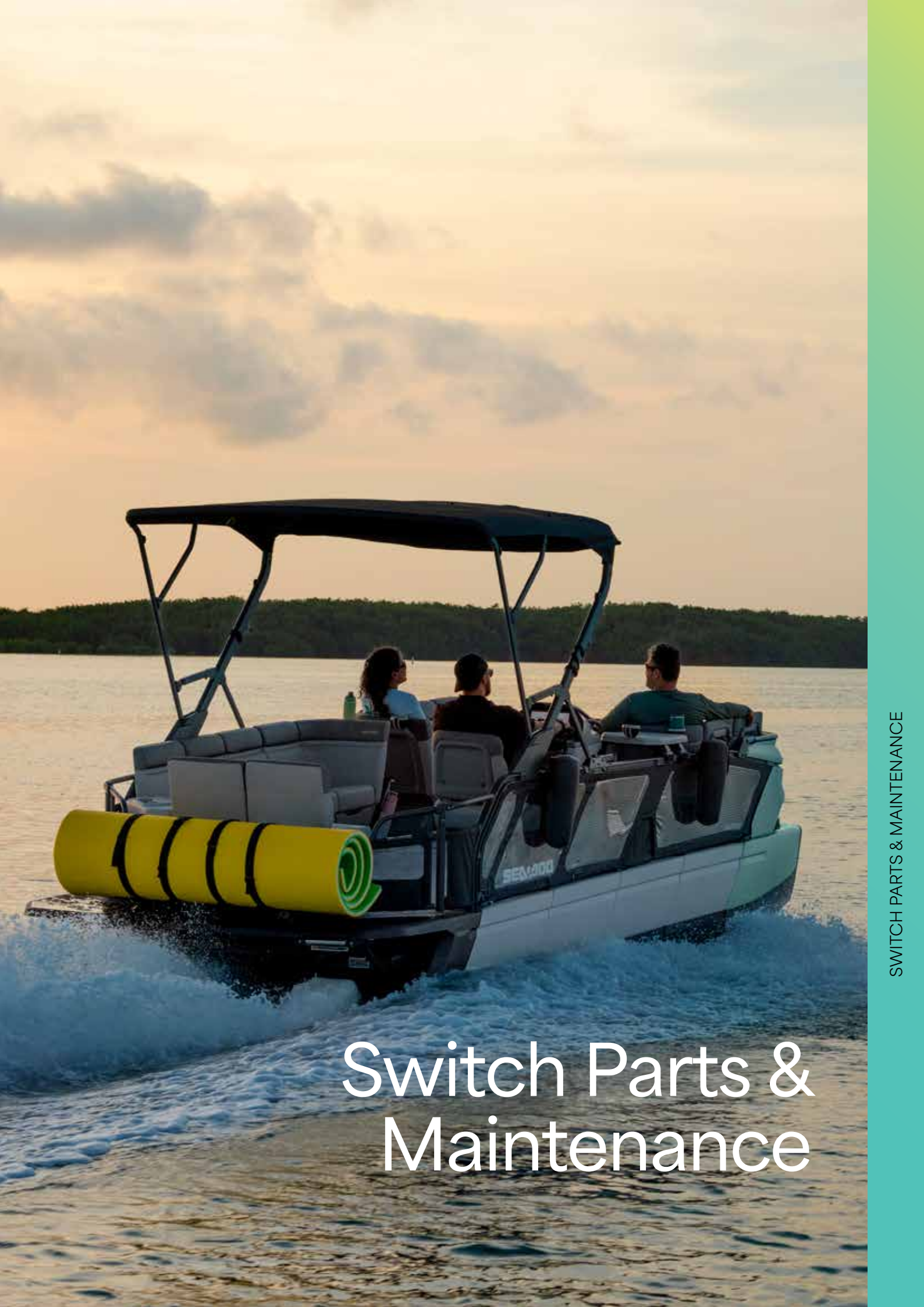


Fuel Stabilizer

9779171 8 fl. oz. / 236 ml

- Ethanol-compatible and will stabilize fuel in your tank to keep it from breaking down and causing hard starting, throttle hesitation and poor run quality.
- Ethanol attracts moisture, and this product contains powerful anti-corrosion additives to protect fuel system components.
- Prevents problems associated with E10 fuels.

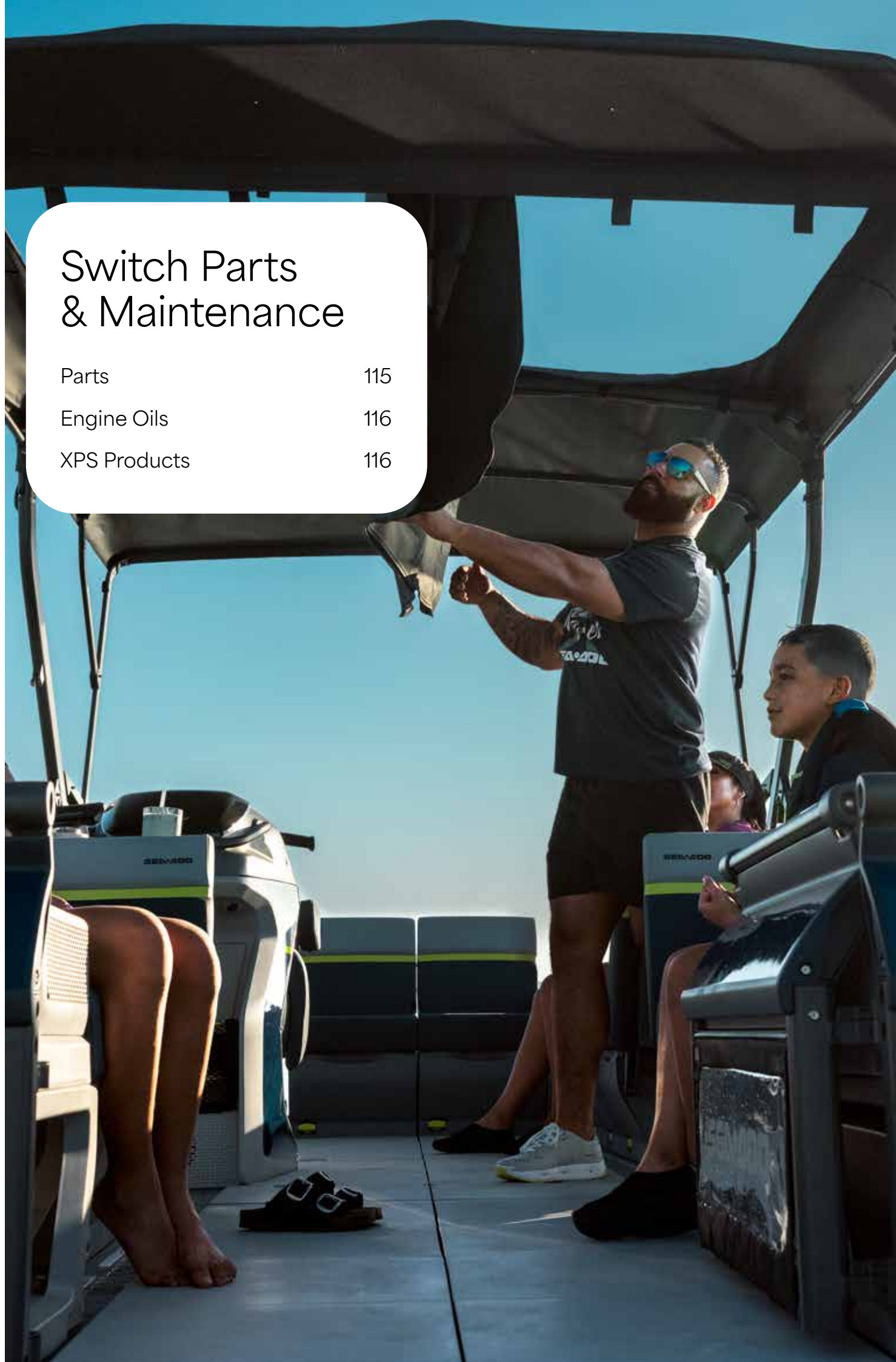
Notes



Switch Parts & Maintenance

Switch Parts & Maintenance

Parts	115
Engine Oils	116
XPS Products	116



Parts



Batteries

2024 and up, Yuasa 30 amps (YIX30L)
515176151

2025 and up, 100 amps (Group 27 AGM battery)
296000465

- Dual purpose battery to powers both the boat engine and onboard equipment, suitable for partially charged/discharged use.
- Nano-Carbon technology: Increases cold cranking amps (CCA) and reduces recharge time by 25%.
- Premium AGM & VRLA design: Maintenance-free, sealed, and spill-proof for safer installation and transport.
- Enhanced durability: Offers 10 times more vibration resistance than flooded batteries for better performance in rough waters.



Sacrificial Anodes

271001942

- Sacrificial anodes are specifically designed to protect parts of your personal watercraft that are underwater from galvanic corrosion.
- Like the name implies, they essentially "sacrifice" themselves by absorbing the electrochemical process of corrosion to prevent metal components like the impeller, jet pump nozzle or engine from being "eaten away" instead.
- Galvanic corrosion can cause major damage if not controlled.



Impeller

130 or 170 HP - vehicle 13' length
267001083

130 or 170 HP - vehicle 16' or 19' length
267001081

230 HP
267001085

300 HP
267001138

- High performance impellers designed specifically to enhance engine performance and calibration.
- Offer perfect fit with wear ring and driveshaft components.



Oil Filter

420956744 Rotax 1500 cc and more engines

- Premium oil filter for your BRP vehicle.
- Provides superior oil filtration.
- Ask your certified BRP dealer to match the right parts to your watercraft.



Wear Ring

100, 130 and 170 HP
267000419

230 and 300 HP
267000917

- Simple, cost-effective way to keep the pump system operating like new.
- Restore tight clearance to your impeller.
- Reduce cavitation and recover lost performance caused by a worn ring.



NGK® Spark Plug

DCP-R8E
715900642

- BRP dealers carry the full line of premium NGK Spark Plugs for Sea-Doo watercraft.

Engine Oils



XPS 4T 5W-40 Full Synthetic Oil Change Kit

Rotax 1500 cc and more engines

9779486

- Ultra-convenient “all-in-one” oil change kit saves time and money.
- Includes XPS Full Synthetic Oil, oil filter, O-rings and washer.



XPS 4T 5W-40 Full Synthetic Oil

9779492 1 US gal / 3.785 L

9779493 1 qt. / 0.946 L

- Designed for high performance off-road, on-road and PWC 4-stroke engines, including turbo or supercharged powersport engines.
- Off-road formula with premium anti-wear and anti-corrosion additives.
- Provides superior engine and transmission protection against rust and corrosion even in extreme conditions.

XPS Products



Extended Life Pre-mixed Coolant

9779150 1 qt. / 0.946 L

- Antifreeze/Coolant contains the correct dilution and the necessary additives to prevent corrosion and inhibit cavitation in BRP cooling systems.
- Long-life, 5-year formula specially formulated for BRP vehicles.
- Superior heat transfer.
- Ideal replacement for vehicles that normally use a 2-year antifreeze/coolant (green).
- 5 years (orange).



Synthetic Grease

9779702 14 fl. oz. / 400 g

- Recommended for marine applications. This synthetic grease provides the best wear protection and water resistance available.



Synthetic Jet Pump Oil

9779221 6 fl. oz. / 178 ml

- Synthetic Jet Pump Oil uses a unique combination of synthetic base stocks and additives that allow higher loads, superior shear stability and reduced oxidation compared to other synthetics and conventional API GL-5 oils.
- Recommended for use in Sea-Doo jet pump requiring oil.



Jet Pump Bearing Grease

9779703 3.7 fl. oz. / 110 ml

- Specially made for high performance jet propulsion systems.
- High performance grease formulated to resist and repel water.
- Prevents the spread of surface oxidation, which causes rust and corrosion.



XPS Spline Grease

9779704

- Formulated with molybdenum disulfide and synthetic graphite for maximum durability and long-lasting protection.
- High performance formula that protects against wear, seizure, rust, corrosion, and extreme temperatures.
- Ensures smooth assembly and disassembly, with consistent low-friction performance.



Anti-Corrosive Lubricant

9779701 14 fl. oz. / 400 g

- Multipurpose lubricant that can also be used to prevent rust, corrosion and moisture intrusion.
- It contains extreme pressure additives that work as an all-around lubricant for just about anywhere lubrication is needed.



Fuel Stabilizer

9779171 8 fl. oz. / 236 ml

- Ethanol-compatible and will stabilize fuel in your tank to keep it from breaking down and causing hard starting, throttle hesitation and poor run quality.
- Ethanol attracts moisture, and this product contains powerful anti-corrosion additives to protect fuel system components.
- Prevents problems associated with E10 fuels.



Apparel

Apparel

Sizing Chart	122
Protective Gear	124
Neoprene Guide	126
Riding Gear	128
Sportswear	130
Protective Gear	137
Floatable Collection	138
Riding Gear	139
Family Fun	140
Replacements Parts	144

Always use the digital version
of the Product Spec Book for
the most updated information.



Sizing Chart

HOW TO MEASURE

For best results, have someone else take measurements. Measure body in swimsuit or undergarments. Tape must be snug but not tight. If measurements fall between two sizes, order the larger size.

Chest

Measure under your arms, around the fullest part of your chest.

Waist

Measure around your waist at the narrowest place.

Hips

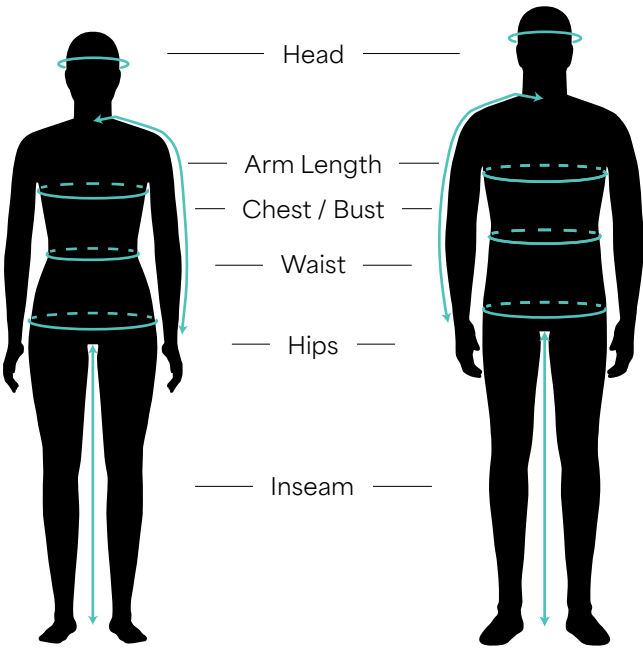
Stand with legs together, measure around the widest part of your hips, ensuring the tape is level.

Arm Length

Let your arms hang down at your sides in a slightly bent position. Measure from the center of the back of your neck, along the length of your arm, to the wrist.

Inseam

Without shoes, from crotch to the floor.



What code represents your style?

- 1 Find your size and Colour.
- 2 The corresponding code is THE CODE you use to complete the part number on your order.

Example:
287029 (style number Sea-Doo Wave Grip PFD)
06 (sizing code M)
76 (Colour code Aqua)

Style | Size | Colour

Full sku: 287029 06 76

SIZE APPAREL

Adult		Adult		Youth/Kids	
Size	Code	Size	Code	Size	Code
ONE SIZE	00	2XL	14	3-4	79
2XS	01	3XL	16	5-6	52
XS	02	4XL	18	7-8	54
S	04	XS/S	90	10-12	49
M	06	S/M	72	14-16	50
L	09	M/L	91		
XL	12	L/XL	73		
		2XL/3XL	74		

SIZE FOOTWEAR

Size	Code
5	24
6	25
7	27
8	28
9	29
10	30
11	31
12	32
13	33

COLOURS

Name	Code	Name	Code	Name	Code
Clear	00	Magnesium	24	Aqua	76
White	01	Lilac	25	Army Green	77
Brown	04	Hi-Vis Yellow	26	Denim Blue	79
Charcoal Grey	07	Heather Charcoal	29	Blue	80
Silver	08	Red	30	Light Blue	81
Grey	09	Pink	36	Indigo Blue	82
Yellow	10	Ice	38	Royal Blue	83
Gold	11	Violet	41	Navy	89
Orange	12	Deep Purple	42	Black	90
Coral	13	Smoke	57	Black with Graphics	94
Lava Red	17	Green	70	Amber	95
Mixed Colour	18	Teal	74	Ivory	97
Mirror Silver	22				

Sizes	XS	S	M	L	XL	2XL	3XL	4XL
Sizing Code*	02	04	06	09	12	14	16	18
Chest (in.)	31-33	34-36	38-40	42-44	46-48	50-52	54-56	58-60
Waist (in.)	27 ½-28 ½	29 ½-30 ½	32 ½-34 ½	36 ½-39	41 ½-43 ½	46-48	50 ½-52 ½	54-57
Hips (Seat) (in.)	31 ½-32 ½	33 ½-35 ½	37 ½-39 ½	41 ½-43 ¾	45-46 ¾	48 ½-50 ½	52 ½-54 ½	56 ½-58 ½
Arm Length (in.)	30 ½	32 ½	33	33 ½	34 ½	35	36	36 ½
Inseam (in.)	30 ½	32	32	32	32	32	32	32

*Codes to complete the part number on your order.

Sizes	XS	S	M	L	XL	2XL
Sizing Code*	02	04	06	09	12	14
Chest (in.)	33 ½-34 ½	35 ½-36 ½	37 ½-39	41-43	45-47	49-41 ½
Waist (in.)	27-28	29-30	31-32 ½	34 ½-36 ½	39-41 ½	43 ½-45 ½
Hips (Seat) (in.)	36 ½-37 ½	38 ½-39 ½	40 ½-42	43-45 ½	47-49 ½	51 ½-53 ½
Arm Length (in.)	30 ½	30 ½	31	31 ½	32 ½	32 ½
Inseam (in.)	30	30	30	30	30	30

*Codes to complete the part number on your order.

PFD sizing information is available on page 122.
Shoe sizing information is available on page 137.
Glove sizing information is available on page 139.



FIT GUIDE

We redefined our fit for all of our new collections. You now have three categories for our riding gear and sportswear items. You can find the fit of each style in their description so you know what you are getting.

Sportswear

SLIM

REGULAR

RELAXED

Riding Gear

FITTED

REGULAR

RELAXED

Protective Gear



Black (90), Red (30)

Sea-Doo XRS PFD L50

287014 XS, S, M, L, XL, 2XL

Lightweight, Segmented ecoprene design for all-day comfort.

- Environmentally friendly ecoprene material that is rubber free, flexible, lightweight, breathable and quick dry.
- Segmented vest fit.
- Single belt construction.
- Comfortable fit with extra stretch.
- Australian Standards front zipper.
- Loop at back neck to attach your Sea-Doo goggles to your vest.
- D-ring for key lanyard.



Pink (36)

Sea-Doo XRS PFD L50

287015 6, 8, 10, 12, 14, 16, 18

Lightweight, Segmented ecoprene design for all-day comfort.

- Environmentally friendly ecoprene material that is rubber free, flexible, lightweight, breathable and quick dry.
- Segmented vest fit.
- Single belt construction.
- Comfortable fit with extra stretch.
- Australian Standards front zipper.
- Loop at back neck to attach your Sea-Doo goggles to your vest.
- D-ring for key lanyard.

PFD Size Guide

Size recommendation:

Your PFD should fit snug around your body while providing comfort.

Your chest width is the key driver to define your PFD size. Measure the circumference of your chest at its widest point. Use our size chart to determine which size is closest to your measurement. If you fall in between two sizes we recommend you choose the smaller one. For safety purposes, a properly sized PFD should fit like a glove, stay in place but allow you to move freely.

How to fit:

When trying on a PFD, loosen all straps, put it on and zip or buckle it up. Afterwards adjust all straps. PFDs have adjustable features to tighten it further around your chest and belly if needed.



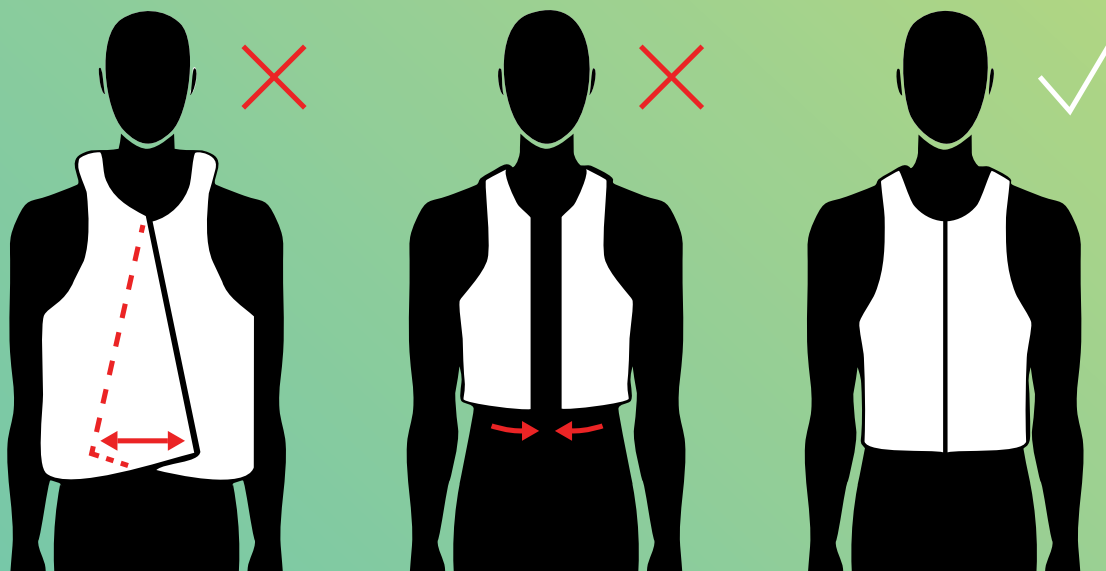
Red (30), Yellow (10), Teal (74), Blue (80)

Sea-Doo Pro Team PFD L50

287022 XS, S, M, L, XL, 2XL

Lightweight, Segmented ecoprene design for all-day comfort.

- Environmentally friendly ecoprene material that is rubber free, flexible, lightweight, breathable and quick dry.
- Pillion Grip handles
- Comfortable fit with extra stretch.
- Australian Standards front zipper.
- Loop at back neck to attach your Sea-Doo goggles to your vest.
- D-ring for key lanyard.



PFD sizing
information
is available
on page 122.

Neoprene Guide

Designed for the Sea-Doo PWC life. Whether you are heading out for a full day of fishing, riding at high speeds or just cruising around, make sure you’re always protected against the elements with our range of neoprene.

Our neoprene riding gear provides exceptional protection and comfort on every ride.



**NEOPRENE
RIDING JACKET**
Ultimate protection
from the elements



**MONTEGO
JACKET & PANTS**
Ultimate protection
for performance riders
and cold weather

Protection	<div><div></div><div></div><div></div><div></div><div></div><div></div></div>	<div><div></div><div></div><div></div><div></div><div></div><div></div></div>
Warmth	<div><div></div><div></div><div></div><div></div><div></div><div></div></div>	<div><div></div><div></div><div></div><div></div><div></div><div></div></div>
Fit over PFD	Yes	No
Fit under PFD	No	Yes
Price	<div><div></div><div></div><div></div><div></div><div></div><div></div></div>	<div><div></div><div></div><div></div><div></div><div></div><div></div></div>
Gender	Men	Men & Women
Usage	Temperate weather. Performance riding. Recreation.	Cold weather. Performance riding. Water intrusion protection.



NEW 2/2 MM SHORTY WETSUIT

For protection, mobility and better comfort



NEOPRENE SHORTS

Great protection and comfort on high-intensity rides



PROTECTIVE UNDERSHORTS

Breathable and lightweight first layer protection

<div><div><div><div><div></div><div></div><div></div><div></div><div></div></div><div></div></div><div><div><div><div></div><div></div><div></div><div></div><div></div></div><div></div></div></div></div></div>	<div><div><div><div><div></div><div></div><div></div><div></div><div></div></div><div></div></div><div><div><div><div></div><div></div><div></div><div></div><div></div></div><div></div></div></div></div></div>	<div><div><div><div><div></div><div></div><div></div><div></div><div></div></div><div></div></div><div><div><div><div></div><div></div><div></div><div></div><div></div></div><div></div></div></div></div></div>
<div>No</div>	<div>N/A</div>	<div>N/A</div>
<div>Yes</div>	<div>N/A</div>	<div>N/A</div>
<div><div><div></div><div></div><div></div><div></div><div></div></div><div></div></div>	<div><div><div></div><div></div><div></div><div></div><div></div></div><div></div></div>	<div><div><div></div><div></div><div></div><div></div><div></div></div><div></div></div>
<div>Men & Women</div>	<div>Men & Women</div>	<div>Men & Women</div>
<div>Temperate weather. Short sleeves for better comfort.</div>	<div>Performance riding. Water intrusion protection.</div>	<div>Under your favorite boardshorts. Water intrusion protection.</div>

Riding Gear



Charcoal Grey (07)

Men's Neoprene Riding Jacket

288201 S, M, L, XL, 2XL, 3XL

2 mm Neoprene Riding Jacket to be worn over your PFD for extra warmth and protection of the elements.

- Content: 90% neoprene stretch fabric, 10% nylon.
- Fit: Fitted.
- UV protection.
- Adjustable hood and cuff.
- YKK durable front and pockets zippers.



Black (90)

Men's Montego Jacket

286817 S, M, L, XL, 2XL

¾ mm Neoprene Montego Jacket.

- Content: 90% neoprene, 10% nylon.
- Fit: Fitted.
- Integrated 2 mm Glideskin neoprene band in bottom hem.
- YKK auto lock durable front zipper.
- Raw edges at cuffs and collar.
- Contrast flatlock stitch construction prevents chafing.
- UV protection.



Black (90)

Men's Montego Pants

286818 S, M, L, XL, 2XL

¾ mm neoprene performance riding pants.

- Content: 90% neoprene, 10% nylon.
- Fit: Fitted.
- Ergonomic waistband with adjustable drawcord.
- High-waisted design for superior coverage while riding.
- 2 mm side neoprene stretch fabric for comfort and mobility.
- Textured neoprene and abrasion-resistant knees for durability.
- Glideskin neoprene leg hem.
- UV protection.



Black (90)

Women's Montego Pants

286820 XS, S, M, L, XL, 2XL

Ladies' ¾ mm neoprene performance riding pants.

- Content: 90% neoprene, 10% nylon.
- Fit: Fitted.
- Ergonomic waistband and tall back for more coverage.
- 2 mm side neoprene stretch fabric for better mobility.
- Textured neoprene and abrasion-resistant knees for better durability.
- Glideskin neoprene 2 mm at leg cuff hem to help the style stay in place.
- Durable.
- UV protection.
- Sea-Doo prints at leg and at back.



Teal (74)

Women's Montego Jacket

286821 XS, S, M, L, XL, 2XL

Ladies' ¾ mm neoprene performance riding jacket.

- Content: 90% neoprene, 10% nylon.
- Fit: Fitted.
- Bottom hem band Glideskin neoprene 2 mm.
- YKK auto lock durable front zipper.
- Raw edges at cuffs and collar.
- Contrast flatlock stitch construction prevents chafing.
- UV protection.
- Sea-Doo print at sleeve and back.



Black (90)

Men's Neoprene Shorts

286808 S, M, L, XL, 2XL, 3XL

2 mm Neoprene Riding Shorts.

- Ergonomic waistband and tall back for more coverage.
- Flat lock construction for more comfort.
- Side pocket with key loop.
- Fit: Fitted.
- Stretch fabric.
- UV protection.
- Moisture wicking.

NEW



Black (90)

Men's 2 mm Shorty Wetsuit

288304 S, M, L, XL, 2XL, 3XL

2 mm wetsuit for ultimate protection and comfort in moderate temperatures.

- 90% neoprene stretch fabric, 10% nylon.
- Fit: Fitted.
- UV protection.
- Open collar for better mobility with adjustable velcro.
- YKK durable back zipper.
- Glideskin seals on the edge of arms and legs.
- Back zip with extended puller.
- Inseam length: 10.5 inches.



Black (90)

Ladies' Neoprene Shorts

286786 XS, S, M, L, XL, 2XL

2 mm Neoprene Riding Shorts.

- Yoga-type improved waist cut.
- Fit: Fitted.
- Flatlock stitched construction is non chaffing on skin.
- Sea-Doo print on side.

NEW



Black (90)

Ladies' 2 mm Shorty Wetsuit

288305 XS, S, M, L, XL

2 mm wetsuit for ultimate protection and comfort in moderate temperatures.

- 90% neoprene stretch fabric, 10% nylon.
- Fit: Fitted.
- UV protection.
- Open collar for better mobility with adjustable velcro.
- YKK durable back zipper.
- Glideskin seals on the edge of arms and legs.
- Back zip with extended puller.
- Inseam length: 8 inches.



Black (90)

Women's 1.5 mm Neoprene Shorty Shorts

286824 XS, S, M, L, XL, 2XL

1.5 mm Neoprene Riding Short.

- Content: 90% neoprene, 10% nylon.
- Fit: Fitted.
- Inseam: 5".
- Ergonomic yoga waistband and tall back for more coverage.
- Flatlock stitch construction prevents chafing.
- Stretch fabric.
- Moisture wicking.
- Sea-Doo print at back.



Black (90)

Men's Protective Undershorts

454581 XS, S, M, L, XL, 2XL, 3XL

Protective Undershorts to protect you from the elements while Sea-Doo riding.

- Content: 82% nylon, 18% spandex.
- Fit: Fitted.
- 220 gsm.
- 1.5 mm neoprene for better protection at seating area.
- 4-way stretch.
- 3D mesh pouch for support and ventilation.
- Inner elastic waistband.



Black (90)

Women's Protective Undershorts

286799 XS, S, M, L, XL, 2XL, 3XL

2 mm Neoprene Undershorts for protection around seating area.

- Inner elastic waistband.
- Fit: Fitted.
- Stretch fabric.
- UV protection.
- Moisture wicking.

Sportswear



Charcoal Grey (07), Navy (89)

Men’s Sea-Doo Long Sleeve Rashguard

288056 S, M, L, XL, 2XL

Long Sleeve Rashguard with loose fit.

- Content: 87% polyester, 13% spandex, 210 gsm.
- Fit: Relaxed.
- UV protection – 50 UPF.
- 4-way stretch.
- Quick dry.
- Large Sea-Doo logo on the sleeve.



Black (90), Charcoal Grey (07)

Men’s Long Sleeve Rashguard Signature

454459 S, M, L, XL, 2XL

Long Sleeve Rashguard with loose fit.

- Content: 92% polyester, 8% spandex.
- Fit: Relaxed.
- UV protection – 50 UPF.
- 4-way stretch.
- Quick dry.
- Sea-Doo logo at center chest.



Black (90), Lilac (25)

Women’s Short Sleeve Rashguard Signature

454484 S, M, L, XL

Ladies’ Short Sleeve Rashguard with regular fit.

- Content: 87% polyester, 13% spandex, 210 gsm.
- Fit: Relaxed.
- UV protection – 50 UPF.
- 4-way stretch.
- Sea-Doo logo at center front chest.



Black with Graphics (94), Magnesium (24)

Men’s Short Sleeve Rashguard Signature

454487 S, M, L, XL, 2XL

Short Sleeve Rashguard with loose fit.

- Content: 92% polyester, 8% spandex.
- Fit: Relaxed.
- UV protection – 50 UPF.
- 4-way stretch.
- Quick dry.
- Sea-Doo logo at center chest.



Black (90), Coral (13), Hi-Vis Yellow (26)

Women’s Sea-Doo Long Sleeve Rashguard

288058 S, M, L, XL

Long Sleeve Rashguard with loose fit.

- Content: 87% polyester, 13% spandex, 210 gsm.
- Fit: Relaxed.
- UV protection – 50 UPF.
- 4-way stretch.
- Quick dry.
- Large Sea-Doo logo on the sleeve.



Lilac (25), White (01)

Women’s UV Protection Long Sleeve Shirt

288100 XS, S, M, L, XL, 2XL

Women’s long sleeves with sun protection features.

- Content: 92% polyester, 8% spandex.
- Fit: Relaxed.
- UPF 50 sun protection.
- Quick dry fabric that helps distribute your body heat and rapidly cools through regulated evaporation.
- Thumbhole opening at sleeve.
- Sea-Doo logo at bottom left.
- Mesh insert at chest.
- Raglan sleeve.

NEW



Magnesium (24), Navy (89)

Men's Sea-Doo Technical Fishing Pocket Tee

288251 S, M, L, XL, 2XL, 3XL

New addition in our fishing inspired capsule, a technical pocket tee for men. Super soft, silky smooth and lightweight.

- Content: 77% polyester, 18% Lyocell, 5% spandex, 160 gsm.
- Fit: Regular.
- All-over print on chest pocket and logo Sea-Doo on right sleeve.

NEW



Denim Blue (79), Heather Grey (27)

Men's Sea-Doo Fishing T-Shirt

288252 S, M, L, XL, 2XL, 3XL

Men's casual graphic T-shirt with artwork at back.

- Solid Colour: 60% cotton, 40% polyester.
- Heather Colour: 97% cotton, 3% polyester.
- Fit: Slim.
- Ribbed collar.
- Sea-Doo logo at left chest and fishing inspired artwork at back.

NEW



Magnesium (24), Navy (89)

Men's Sea-Doo Fishing UV LS

288254 S, M, L, XL, 2XL, 3XL

Men's Sea-Doo UV Long Sleeve with artwork at front.

- Content: 88% polyester, 12% spandex, 150 gsm.
- Fit: Relaxed.
- UPF 50 sun protection.
- Quick dry fabric that helps distribute your body heat and rapidly cools through regulated evaporation.
- Raglan sleeve.
- Fish artwork printed at front.



Black (90), Magnesium (24)

Men's UV Protection Hooded Shirt

454659 S, M, L, XL, 2XL

UV Protection Hooded Shirt, ideal to keep you safe with comfort.

- Content: 92% polyester, 8% spandex, 175 gsm.
- Fit: Relaxed.
- UV protection - 50 UPF.
- Quick dry.
- Built-in gaiter mask.
- Sea-Doo logo at center chest.

NEW



Magnesium (24), Navy (89)

Unisex Fishing Curved Mesh Cap

288290 One size

Casual Mesh Cap with patch at front.

- Content: 100% cotton.
- Solid Coloured cap with contrasting mesh panel.
- Fishing inspired patch embroidered at front.
- Snapback closure at back.



Grey (09)

Unisex Sea-Doo Fishing Hat

454673 One size

Lightweight and breathable fishing hat.

- Content: 100% polyester.
- Detachable chin cord with toggle.
- Floating brim.
- Removable neck flap to protect you from the elements.
- UV protection - 40 UPF.
- Vent opening at back.
- Sea-Doo logo at center front.



Black (90), Smoke (57)

Unisex Sea-Doo Rag

454690 One size

Quick dry Sea-Doo Rag.

- Content: 100% polyester.
- Lightweight, moisture-wicking, breathable fabric.
- UV protection - 50 UPF.
- Instantly transform into a headband or a facemask.

NEW



Black (90), Smoke (57)

Men's Sea-Doo Polo

288257 S, M, L, XL, 2XL, 3XL

Men's Sea-Doo Polo quick-dry and anti-microbial.

- Content: 97% polyester, 3% spandex, 190 gsm.
- Fit: Regular.
- Button- down collar.
- Sea-Doo logo.

NEW



Navy (89), White (01)

Men's Good Times Sea-Doo T-Shirt

288261 S, M, L, XL, 2XL, 3XL

Men's casual graphic T-shirt with artwork at front.

- Content: 60% cotton, 40% polyester.
- Fit: Slim.
- Ribbed collar.
- Sea-Doo artwork with palm trees and quote at front.



Black (90), Orange (12), Sand (03), Turquoise (Aqua) (76)

Men's Signature Pullover Hoodie

288186 S, M, L, XL, 2XL, 3XL

Comfortable Sea-Doo Hoodie.

- Content: 80% cotton, 20% polyester.
- Fit: Relaxed.
- Rib at cuffs and hem.
- Kangaroo pocket.
- Sea-Doo logo at center front.

NEW



Black (90), White (01)

Men's Live The Sea-Doo Life T-Shirt

288266 S, M, L, XL, 2XL, 3XL

Men's casual graphic T-shirt with artwork at front.

- Content: 60% cotton, 40% polyester.
- Fit: Slim.
- Ribbed collar.
- Sea-Doo quote at front.

NEW



Black (90), Denim Blue (79), White (01)

Men's Sea-Doo Signature T-Shirt

288359 S, M, L, XL, 2XL, 3XL

Our classic men's signature T-shirt with Sea-Doo logo at center front.

- Content: 60% cotton, 40% polyester.
- Fit: Slim.
- Ribbed collar.
- Sea-Doo logo at front.



Navy (89), Orange (12)

Men's Lightweight Crew Tank Top

288017 S, M, L, XL, 2XL

Men's lightweight tank top.

- Content: 85% polyester and 15% spandex.
- Fit: Regular.
- UPF 30 sun protection.
- Quick dry fabric that helps distribute your body heat and rapidly cools through regulated evaporation.
- Easy care.
- Sea-Doo logo on the right shoulder.



Lilac (25), Turquoise (Aqua) (76), Wine (32)

Women's Signature Pullover Hoodie

288246 XS, S, M, L, XL, 2XL

Comfortable Sea-Doo Hoodie.

- Content: 80% cotton, 20% polyester.
- Fit: Relaxed.
- Rib at cuffs and hem.
- Kangaroo pocket.
- Sea-Doo logo on the arm and at the back.

NEW



White (01), Wine (32)

Women's Good Times Sea-Doo T-Shirt

288263 XS, S, M, L, XL, 2XL

Women's casual graphic T-shirt with artwork at front.

- Content: 60% cotton, 40% polyester.
- Fit: Slim.
- Ribbed collar.
- Sea-Doo artwork with palm trees and quote at front.

NEW



Black (90), Wine (32)

Women's Sea-Doo Signature T-Shirt

288369 XS, S, M, L, XL, 2XL

Our classic women's signature T-shirt with Sea-Doo logo at center front.

- Content: 60% cotton, 40% polyester.
- Fit: Slim.
- Ribbed collar.
- Sea-Doo logo at front.



Coral (13), Lilac (25)

Women's Racerback Tank

454701 XS, S, M, L, XL, 2XL

Ladies' Racerback Tank with a relaxed fit.

- Content: 77% polyester, 18% tencel, 5% spandex.
- Fit: Relaxed.
- Breathable, lightweight and comfortable fabric.
- Moisture wicking and quick-dry.
- Longer at back.



Navy (89)

Youth Long Sleeve Rashguard

454676 3-4, 5-6, 7-8, 10-12, 14-16

UV Protection Youth Long Sleeve Rashguard ideal for keeping your child safe and comfortable.

- Content: 87% polyester, 13% spandex, 210 gsm.
- Fit: Relaxed.
- Fit: Loose fit.
- UV protection - 50 UPF.
- Raglan sleeve.
- Sea-Doo logo at front.



Hi-Vis Yellow (26)

Unisex Sea-Doo Quick Dry Poncho by Slowtide

288059 S/M, L/XL

Unisex quick dry Sea-Doo poncho by Slowtide.

- Content: 80% polyester, 20% polyamide.
- Fit: Relaxed.
- Hood drawcord adjustment.
- Button closure.
- Two pockets at front.
- Patch with Slowtide logo at left chest.
- Sea-Doo logo at front.
- Quick dry.



Lilac (25), Navy (89)

Youth Palm Curved Cap

288217 One size

Youth snapback curved cap.

- Content: 100% cotton.
- Palm tree and Sea-Doo logo embroidery at front.
- Sea-Doo patch embroidered at front.
- Contrasted brim.
- Snapback closure.



Black with Graphics (94), Hi-Vis Yellow (26), Royal Blue (83)

Sea-Doo Quick Dry Towel by Slowtide

288062 One size

Sea-Doo quick dry towel by Slowtide.

- Content: 80% polyester, 20% polyamide.
- Woven label with Slowtide logo at bottom right.
- Centered Sea-Doo logo.
- Quick dry.



Navy (89), White (01)

Youth Live The Sea-Doo Life T-Shirt

288373 7-8, 10-12, 14-16

Casual Sea-Doo Graphic T-shirt for youth.

- Content: 60% cotton, 40% polyester.
- Fit: Regular.
- Ribbed collar.
- Colourful Sea-Doo quote at front.



Black with Graphics (94), Turquoise (Aqua) (76)

Kid's Sea-Doo Quick Dry Poncho by Slowtide

288061 One size

Youth quick dry Sea-Doo poncho by Slowtide.

- Content: 80% polyester, 20% polyamide.
- Fit: Relaxed.
- Kangaroo pocket at front.
- Patch with Slowtide logo at left chest.
- Sea-Doo logo at front.
- Quick dry.



Black (90)

Unisex Sea-Doo Sets Us Free Straw Hat

288219 S/M, M/L

- Wide brim straw hat with adjustable chin strap.
- Sea-Doo Sets Us Free embroidered patch at front.



Black with Graphics (94)

Unisex Sea-Doo Straw Hat

454792 S/M, M/L

- Wide brim straw hat with adjustable chin strap.
- Sea-Doo logo at front.
 - Printed fabric under brim.



Black (90), White (01)

Unisex Sea-Doo Reversible Bucket Hat

288221 S/M, M/L

- Reversible bucket hat.
- Content: 100% polyester.
 - UPF 40 sun protection.
 - Quick dry.





Black (90), Charcoal Grey (07), Denim Blue (79), Navy (89)

Unisex Wave Signature Cap

288203 One size

Signature Cap.

- Content: 100% cotton.
- Snap-back closure.
- Wave logo embroidery at front.
- Sea-Doo embroidery on the side.



Black (90), Navy (89)

Unisex Sea-Doo Palm Mesh Cap

288213 One size

Unisex mesh cap.

- Main content: 100% cotton
- 100% polyester mesh back panels.
- Adjustable.
- Palm artwork at front.
- Sea-Doo logo in silicone print at center front.



Black (90)

Unisex Sea-Doo Sets Us Free Flat Cap

288214 One size

Unisex flat cap.

- Content: 100% polyester.
- UPF 30 sun protection.
- Quick dry.
- Floatable.



Navy (89), White (01)

Unisex Sea-Doo Laser Cut Mesh Cap

288216 One size

Unisex breathable cap with laser cut mesh.

- Content: 100% polyester.
- UPF 30 sun protection.
- Quick dry.
- Palm tree and Sea-Doo logo embroidery at front.



Black (90), Lilac (25)

Women's Sun Protection Visor

288215 One size

Ladies' adjustable sun protection visor.

- Content: 100% polyester.
- Buckle at the back for adjustment.
- Sea-Doo and wave logo in silicone print.



Protective Gear

NEW



Grey (09)

Sea-Doo AquaDry Sneakers

444274 5, 6, 7, 8, 9, 10, 11, 12, 13

Happy feet in and out of the water with the "AquaDry" shoes.

- Closed-cell waterproof material that always stays dry (dries with a wipe).
- Innovative design, made with EVA (ethylene vinyl acetate) giving the AquaDry shoes great cushioning and support properties.
- Non-marking and slip-resistant rubber outsole.
- Durable, water-resistant flat laces.
- These shoes float on water.

UNISEX



Black (90)

Sea-Doo Riding Boots

444260 5, 6, 7, 8, 9, 10, 11, 12, 13

Sea-Doo Boots made for performance riding.

- 50% EVA, 40% mesh, 10% lycra.
- Antimicrobial treatment.
- Lightweight EVA midsoles.
- All-around protective urethane coating.
- Mesh uppers and perforated insoles for fast water evacuation.
- Non-slip and non-marking outsoles.
- These amphibian mid-cut boots will allow you to ride hard while protecting your ankles from impacts against the hull.

UNISEX



Black (90)

Sea-Doo Neoprene Shoes

444261 5, 6, 7, 8, 9, 10, 11, 12, 13

3 mm Neoprene shoes.

- 90% neoprene, 10% nylon.
- Double-glued and blind stitched neoprene construction.
- Flexible rubber toe and heel protection caps.
- Molded outsole with non-slip tread design.
- Anti-slip insole.

FOOTWEAR (MEASURE FOOT LENGTH)

Sea-Doo Riding Boots and Water Shoes

US Men's Size	5	6	7	8	9	10	11	12	13
US Women's Size	6	7	8	9	10	11	12	13	14
EU Sizes	36½	37½	39	40	41½	42½	44	45½	46½
Sizing Code*	24	25	27	28	29	30	31	32	33
Foot Length from Heel to Toe (in.)	9	9.2	9.6	10.0	10.4	10.6	11.0	11.2	11.6
Foot Length from Heel to Toe (cm)	23.0	23.5	24.5	25.5	26.5	27.0	28.0	28.5	29.5

Sea-Doo Neoprene Boots and Neoprene Shoes

US Men's Size	5	6	7	8	9	10	11	12	13
US Women's Size	6	7	8	9	10	11	12	13	14
EU Sizes	36	37-38	39	40-41	42	43-44	45	46-47	48
Sizing Code*	24	25	27	28	29	30	31	32	33
Foot Length from Heel to Toe (in.)	8.8	9.2	9.6	10.0	10.4	10.8	11.2	11.6	12
Foot Length from Heel to Toe (cm)	22.5	23.5	24.5	25.5	26.5	27.5	28.5	29.5	30.5

Sea-Doo Aqua Shoes

US Men's Size	5	6	7	8	9	10	11	12	13
US Women's Size	6	7	8	9	10	11	12	13	14
EU Sizes	36½	37½	39	40	41½	42½	44	45½	46½
Sizing Code*	24	25	27	28	29	30	31	32	33
Foot Length from Heel to Toe (in.)	9.1	9.3	9.6	10.0	10.4	10.6	11.0	11.4	11.6
Foot Length from Heel to Toe (cm)	23.0	23.5	24.5	25.5	26.5	27.0	28.0	28.5	29.5

*Use "Sizing Code" to complete the part number on your order.



Floatable Collection

All our sunglasses. No more panic after you drop them in the water – they'll stay at the top where you can see them!



Blue (80), Gold (11), Red (30), Silver (08)

Sea-Doo Low Tide Polarized Floating Sunnies (UV)

448802 One size

- High-quality polarized Coloured chrome lenses.
- Floating frame technology.
- UV400 protection.
- Air-injected arms for floatability and light weight.
- Removable and adjustable safety strap system.
- 90% plastic, 10% neoprene.



Red (30), Silver (08)

Sea-Doo Wave Polarized Floating Sunnies (UV)

448717 One size

- Polarized Coloured chrome lenses.
- Floating frame technology.
- UV400 protection.
- Air-injected arms for floatability and light weight.
- Adjustable safety strap system.
- 90% plastic, 10% neoprene.



Blue (80), Gold (11), Red (30), Silver (08)

Sea-Doo High Tide Polarized Floating Sunnies (UV)

448803 One size

- High-quality polarized Coloured chrome lenses with overmolded lower frame.
- Floating frame technology.
- UV400 protection.
- Air-injected arms for floatability and light weight.
- Removable and adjustable safety strap system.
- 90% plastic, 10% neoprene.



Green (70), Orange (12), Silver (08)

Sea-Doo Riding Goggles (UV)

448623 One size

- Featuring anti-fog technology with Coloured chrome lenses.
- Indirect ventilation frame.
- Adjustable strap system.
- Goggles-to-PFD attachment safety cord.
- Optional Riding Goggles RX Insert (448624) (sold separately).
- 90% plastic, 10% neoprene.



Blue (80), Gold (11), Green (70), Indigo Blue (82)

Sea-Doo Sand Polarized Floating Sunnies (UV)

448746 One size

- Polarized Coloured chrome lenses.
- Floating frame technology.
- UV400 protection.
- Air-injected arms for floatability and light weight.
- Removable and adjustable safety strap system.
- 90% plastic, 10% neoprene.



Blue (80), Pink (36)

Sea-Doo Lagoon Polarized Floating Sunnies (UV)

448747 One size

- Polarized Coloured chrome lenses.
- Floating frame technology.
- UV400 protection.
- Air-injected arms for floatability and light weight.
- Removable and adjustable safety strap system.
- 90% plastic, 10% neoprene.

Riding Gear



Clear (00)

Riding Goggles RX Insert

448624 One size

- Designed for the Sea-Doo Riding Goggles (448623).
- Go to your optics store and most will be able to fit prescription lenses tailored to your needs.
- 100% plastic.

UNISEX



Black (90)

Sea-Doo Choppy Gloves

446332 XS, S, M, L, XL, 2XL, 3XL

Choppy Gloves perfect for Sea-Doo riding.

- Nylon material.
- Gloves with stretch fabric for ease of movement.
- Double stitching in high stress areas for durability.
- Clarino® Nash palm material with 2 mm padding and rubberized Pro-Grip at palm to ensure a solid hold.
- Stretch neoprene cuffs.
- Pre-shaped fingers.
- Lycra gussets at finger knuckles to maximize ergonomomy.
- Wrist puller with silicone print.

UNISEX



Black (90)

Sea-Doo Choppy Shorty Gloves

446333 XS, S, M, L, XL, 2XL, 3XL

Choppy Shorty Gloves perfect for Sea-Doo riding.

- Nylon material.
- Gloves with stretch fabric for ease of movement.
- Double stitching in high stress areas for durability.
- Clarino® Nash palm material with 2 mm padding and rubberized Pro-Grip at palm to ensure a solid hold.
- Stretch neoprene cuffs.
- Lycra gussets at finger knuckles to maximize ergonomomy.
- Wrist puller with silicone print.

UNISEX



Black (90)

Neoprene Gloves

286729 XS, S, M, L, XL, 2XL

1.5 mm Neoprene Gloves for cold weather.

- Content: 90% neoprene, 10% nylon.
- UV protection.
- Super stretch material for superior comfort and mobility.
- Anti-slip rubberized print at palms.
- Pre-shaped fingers.

GLOVES (MEASURE PALM WIDTH)

Sizes	XS	S	M	L	XL	2XL	3XL
Sizing Code*	02	04	06	09	12	14	16
Palm (in.)	3	3¼	3½	4	4½	5	5½

*Codes to complete the part number on your order.



Family Fun

Kid's Sea-Doo
Quick Dry Poncho
by Slowtide
288061_76



Sea-Doo Quick Dry
Towel by Slowtide
288062_26



Youth Live The
Sea-Doo Life T-Shirt
288373_01

Sea-Doo
Kneeboard
51.5 in./131 cm
B107510076



Youth Palm
Curved Cap
288217_89

Sea-Doo
Wakeboard
55 in./140 cm
B107520076



UNISEX



Turquoise (Aqua) (76)

Sea-Doo Kneeboard 51.5 in./131 cm

B10751 One size

The Sea-Doo Kneeboard is perfect for teaching kids. It provides unrivaled stability, building confidence and ensuring comfort on the water.

- Unleash your knee surfing skills with our versatile kneeboard, perfect for lake, beach, and river adventures.
- Upgrade to our lightweight kneeboard, weighing under 9 lb for effortless transportation in your vehicle or boat box.
- Stay secure with the adjustable strap on each Sea-Doo kneeboard, ensuring a safe and enjoyable water experience.
- Measuring 50" long and 20" wide, our kneeboard accommodates older children, teens, and adults, making it perfect for sharing.
- Crafted from corrosion-proof marine-grade materials, our kneeboard withstands the elements and suits beginners and pros alike.



Turquoise (Aqua) (76)

Sea-Doo Wakeboard 55 in./140 cm

B10752 One size

Dive into the world of wakeboarding with the Sea-Doo board! It's perfect for beginners and a must-have for any boat adventure. Thanks to its buoyant foam core, you'll experience effortless starts and smooth rides from the get-go. As you progress, enjoy the board's predictability and user-friendly nature.

- Sea-Doo Wakeboard 55 inches.
- Constructed with a high-density PU foam core, providing stability and resilience. The deck and bottom are made of PBT and epoxy fiberglass layers, ensuring strength and durability. Perfect for reliable and long-lasting performance.
- Size: Length 55" x Width 16.9" x Thickness 1".
- This product comes with open-toe bindings, allowing for easy entry and exit while providing a comfortable fit for a variety of foot sizes.
- The dual-zone lacing system, equipped with hex locks, offers a customizable and secure fit.
- The impact EVA footbed provides excellent cushioning, shock absorption and reduced fatigue during long rides.
- US sizes 8-12.

UNISEX



Clear (00)

Sea-Doo Triangle Tube - 1-Per.

B10667 One size

The Sea-Doo One-Person Triangle Tube (122 cm x 127 cm) is versatile for all ages and rider levels. For relaxed fun, ride seated in the middle with your feet dangling over the side. For a more thrilling ride, lay on the tube and hang on—this model is a great option for performing tricks. Also, one-person tubes are perfect for towing behind a three-passenger watercraft. All Sea-Doo tubes are made with heavy-duty nylon covers and robust PVC air chambers, and outfitted with quick-connect tow hooks.

- Sea-Doo One-Person Triangle Tube.
- Designed for one person.
- Sit-in position 24-gauge robust PVC bladder with 420-denier partial heavy-duty nylon cover.
- Double webbing foam handles with knuckle guards to avoid chafing.
- Self-bailing drain vents.
- Reinforced tow system.
- Quick-connect tow hook.
- Padded valve cover.
- Puncture repair kit.
- Boston valve for bladder and normal air valve in floor.
- Diameter: 124 cm x 128 cm when inflated.



UNISEX



Clear (00)

2 Way Sit In Tube - 3-Per. (2021)

B10710 One size

The Sea-Doo Three-Person Two-Way Sit-in Tube has all the same attributes as its two-person counterpart, plus room for one more passenger. A cockpit-style tube ideal for more timid riders who just want a stable, relaxing ride. A chafe-free neoprene seating area that is comfortable and dry, while the tube's low center of gravity makes it less susceptible to wakes and waves tipping it over. Also, thanks to its dual tow points, it offers two different styles of riding: pulled from the front for a comfortable ride while seated against the backrest, or towed backwards for a more thrilling chariot-style ride while sitting on your knees. And whichever way you ride, the soft foam handles equipped with knuckle guards provide a welcome added touch. All Sea-Doo tubes are made with heavy-duty nylon covers and robust PVC air chambers, and outfitted with quick-connect tow hooks.

- Sea-Doo Three-Person Two-Way Sit-in Tube.
- Designed for three riders.
- Multiple sit-in riding positions, sitting with their back against the backrest or on their knees.
- Can be pulled from the front or the rear depending of the choice of your riding position.
- 26-gauge robust PVC bladder with 840/420-denier heavy-duty full nylon cover.
- 4 self-bailing drain vents Includes soft foam area for sitting and foam knuckle-protection pads to avoid chafing.
- Tow system reinforced with 840-denier nylon.
- Quick-connect tow hook.
- Padded valve cover.
- Puncture repair kit.
- 2 Boston valves and one normal air valve in floor.
- Dimensions: 70" x 87" (177 cm x 220 cm) when inflated.

UNISEX



Clear (00)

Deck Tube - 2-Per. (2021)

B10711 One size

The Sea-Doo Two-Person Deck Tube is great for riders seeking a wild, dynamic ride. The flat surface and low profile make it great for riding lying on your belly, face close to the water, to fully experience the speed of the ride. The neoprene passenger area will provide you with chafe-free comfort. And while you're holding on tight, you'll be glad for the grip of the soft foam handles equipped with knuckle guards. All Sea-Doo tubes are made with heavy-duty nylon covers and robust PVC air chambers, and outfitted with quick-connect tow hooks.

- Sea-Doo Two-Person Deck Tube.
- Designed for up to two riders and to ride lying down.
- 26-gauge robust PVC bladder with 420-denier heavy-duty full nylon cover.
- Double webbing soft foam handles with knuckle guards to prevent chafing.
- Comfortable foam pad.
- 1 self-bailing drain vent.
- Reinforced tow system.
- Quick-connect tow hook.
- Padded valve cover.
- Puncture repair kit.
- Boston valve.
- Dimensions: 69" x 72" (175 cm x 182 cm) when inflated.

UNISEX



Clear (00)

Sit on Top Tube - 3-Per. (2021)

B10712 One size

The Sea-Doo Three-Person Sit-on-Top Tube is a roomy towable loaded with features like a comfy backrest, a chafe-free neoprene sitting area, and knuckle-guard-equipped soft foam handles for a truly comfortable ride. Always up for any kind of water adventure, from tranquil rides that free the mind to thrilling experiences you won't soon forget, this versatile tube accommodates three passengers for triple the water fun. All Sea-Doo tubes are made with heavy-duty nylon covers and robust PVC air chambers, and outfitted with quick-connect tow hooks.

- Sea-Doo Three-Person Sit-on-Top Tube.
- Designed for up to three passengers sitting with their back against the backrest.
- 26-gauge robust PVC bladder with 840/420-denier heavy-duty full nylon cover.
- Self-bailing drain vent.
- Includes soft foam area for sitting and foam knuckle-protection pads to avoid chafing.
- 4-point tow system reinforced with 840-denier nylon.
- Quick-connect tow hook.
- Padded valve cover.
- Puncture repair kit.
- 2 Boston valves and one normal air valve in floor.
- Dimensions: 79" x 88" (200 cm x 223 cm) when inflated.



Clear (00)

60 ft Towable Tube Cord 4,100 lb

B10477 One size

This Sea-Doo rope for 2 to 4 passenger towable tubes is designed for exhilaratingly exciting tubing adventures. 18.3 m long to allow the tube to pull cleanly over the wake of your boat. A tensile strength capable of handling loads of up 1860 kg for pulling up to four people, and also perform turns and swings.

- Sea-Doo Towable Tube Rope for 2- to 4-person tube.
- 18.3 m rope for 2- to 4-passenger towable tube.
- Resists a 1860 kg tensile strength.
- Solution-dyed and sun-resistant polyethylene to protect against UV rays.
- Loops on both ends.
- Conveniently stores in webbing handily equipped with eyelet to hang on wall.



Clear (00)

60 ft Towable Tube Cord 1,500 lb

B10486 One size

This Sea-Doo rope for one-person towable tubes will deliver hours of exhilaratingly exciting tubing adventures. The 18.3 m length allows the tube to pull cleanly over the wake of your boat. And with a tensile strength of 680 kg, it's perfect for handling turns and swings.

- Sea-Doo Towable Tube Rope for 1-Person Tube.
- 18.3 m for 1-passenger tube.
- 680 kg tensile strength.
- Solution-dyed and sun-resistant polyethylene to protect against UV rays.
- Loops on both ends.
- Conveniently stores in webbing handily equipped with eyelet to hang on wall.



Replacements Parts



Yellow (10)

RPM Paddle for Inflatable Paddle Board (Yellow)

B10736 One size

Replacement paddle for Sea-Doo Inflatable Stand-up Paddle Board.

- Paddle for Sea-Doo Inflatable Stand-up Paddle Board.
- Adjustable 3-piece paddle.
- Adjustment markers make it easy to remember your favorite settings.
- Toolless assembly and torquing.



Blue (80)

RPM Paddle for Inflatable Paddle Board (Blue)

B10737 One size

Replacement paddle for Sea-Doo Inflatable Stand-up Paddle Board.

- Paddle for Sea-Doo Inflatable Stand-up Paddle Board.
- Adjustable 3-piece paddle.
- Adjustment markers make it easy to remember your favorite settings.
- Toolless assembly and torquing.



Black (90)

RPM Fin for Inflatable Paddle Board

B10735 One size

Replacement fin for Sea-Doo Inflatable Paddle Boards.

- Replacement fin for Sea-Doo Inflatable Paddle Boards.
- Slide in and lock.
- Locking tool included.
- Fits Sea-Doo Paddle Boards (B106660000, B104570000, B107240000).



Black (90)

RPM Pump for Inflatable Paddle Board

B10738 One size

Replacement manual pump to inflate Sea-Doo Paddle Boards (B106660000, B104570000, B107240000).

- Manual pump to inflate Sea-Doo paddle boards.
- Includes gauge for inflating to specified PSI/BAR.
- Fits Sea-Doo Paddle Boards (B106660000, B104570000, B107240000).



Black (90)

RPM Leash for Inflatable Paddle Board

B10734 One size

Replacement Ankle Leash for Sea-Doo Inflatable Paddle Boards.

- Comfortable neoprene ankle cuff with Velcro® closure.
- Easy to use with pull tab.
- Coil cable and stainless-steel swivel.
- Fits Sea-Doo Paddle Boards (B106660000, B104570000, B107240000).



Grey (09)

RPM Backpack with wheels for Inflatable Paddle Board

B10739 One size

Replacement backpack with wheels to carry Sea-Doo Inflatable Paddle Boards (B106660000, B104570000, B107240000).

- Backpack with wheels for ease of transportation and storage of Sea-Doo Inflatable Paddle Boards.
- Can carry deflated board, 3-piece paddle and pump.
- Fits Sea-Doo Paddle Boards (B106660000, B104570000, B107240000).



Grey (09)

RPM Valve & Wrench for Inflatable Paddle Board

B10740 One size

Replacement valve and wrench for Sea-Doo Inflatable Paddle Boards (B106660000, B104570000, B107240000).

- Replacement valve and wrench to correct an inflatable paddle board leaking valve.
- Fits Sea-Doo Paddle Boards (B106660000, B104570000, B107240000).



Black (90)

RPM Boston Valve for Inflatable Paddle Board

B10741 One size

Replacement Boston valve for Sea-Doo Inflatable Paddle Boards (B106660000, B104570000, B107240000).

- Replacement Boston valve to correct an inflatable paddle board leaking valve.
- Fits Sea-Doo Paddle Boards (B106660000, B104570000, B107240000).



Charcoal Grey (07)

Sea-Doo Riding Goggles RPM Strap

448770 One size

- Replacement strap for the Sea-Doo Riding Goggles.
- 80% fabric, 20% plastic.



Black (90)

Wave Sunnies RPM Strap

448775 One size

- Replacement strap for the Sea-Doo Wave sunnies.
- 100% neoprene.



Black (90)

Sand and Lagoon Sunnies RPM Strap

448776 One size

- Replacement strap for the Sea-Doo Sand and Lagoon sunnies.
- 80% neoprene, 20% plastic.



Black (90)

Tide Sunnies RPM Strap

448822 One size

- Replacement strap for the Sea-Doo Tide sunnies.
- 80% neoprene, 20% plastic.

Always use the digital version of the Product Spec Book for the most updated information.



BRP reimagines the way you access your world

Sea-Doo is one of many success stories from BRP, the global company behind some of the most daringly innovative products and experiences that move you. Because it's not about the destination, it's about the journey – yours.

Discover our brands:

ski-doo LYNX SEA-DOO CAN-AM ROTAX

www.brp.com



SEA-DOO.COM



MY26

A BRP BRAND

